

MUNICIPIO DE TLAHUELILPAN

R.F.C. MTL850101A20

ESTADO ANALÍTICO DEL EJERCICIO DEL PRESUPUESTO POR FUENTE DE FINANCIAMIENTO.  
DEL 1 AL 30 DE SEPTIEMBRE DE 2022.

| Ejercicio del Presupuesto   | Egreso Aprobado<br>-1 | Ampliaciones/<br>Reducciones<br>-2 | Egreso Modificado<br>(3=1+2) | Egreso Comprometido | Egreso Devengado<br>-4 | Egreso Ejercido     | Egreso Pagado<br>-5 | Subejercicio III+<br>(6=3-4) III+ |
|---|-----------------------|------------------------------------|------------------------------|---------------------|------------------------|---------------------|---------------------|-----------------------------------|
| <b>REPO</b>   | <b>10,603,611.55</b>  | -                                  | <b>10,603,611.55</b>         | <b>5,013,119.67</b> | <b>5,013,119.67</b>    | <b>5,013,119.67</b> | <b>5,004,293.28</b> | <b>5,590,491.88</b>               |
| <b>1 SERVICIOS PERSONALES</b>   |                       |                                    |                              |                     |                        |                     |                     |                                   |
| 1 SERVICIOS PERSONALES  | -                     | -                                  | -                            | -                   | -                      | -                   | -                   | -                                 |
| 1.2 REMUNERACIONES PERSONALES   | -                     | -                                  | -                            | -                   | -                      | -                   | -                   | -                                 |
| 1.2.1 REMUNERACIONES PERSONALES   | -                     | -                                  | -                            | -                   | -                      | -                   | -                   | -                                 |
| 1.2.2 SUELDOS BASE AL PERSONAL EVENTUAL   | -                     | -                                  | -                            | -                   | -                      | -                   | -                   | -                                 |
| 1.2.2.1 SUELDOS BASE AL PERSONAL EVENTUAL   | -                     | -                                  | -                            | -                   | -                      | -                   | -                   | -                                 |
| 1.3 REMUNERACIONES ADICIONALES Y ESPECIALES   | -                     | -                                  | -                            | -                   | -                      | -                   | -                   | -                                 |
| 1.3.1 PRIMAS POR AÑOS DE SERV. EFECT. PRESTADOS                                       | -                     | -                                  | -                            | -                   | -                      | -                   | -                   | -                                 |
| 1.3.1.1 PRIMAS POR AÑOS DE SERVICIOS  | -                     | -                                  | -                            | -                   | -                      | -                   | -                   | -                                 |
| 1.3.2 EFECTIVAMENTE PRESTADOS   | -                     | -                                  | -                            | -                   | -                      | -                   | -                   | -                                 |
| 1.3.2.1 PRIMAS DE VACACIONES Y GRATIF. DIFIN. DE AÑO                                  | -                     | -                                  | -                            | -                   | -                      | -                   | -                   | -                                 |
| 1.3.2.2 PRIMAS DE VACACIONES  | -                     | -                                  | -                            | -                   | -                      | -                   | -                   | -                                 |
| 1.3.2.2.1 AGUINALDO O GRATIFICACIÓN DE FIN DE AÑO                                     | -                     | -                                  | -                            | -                   | -                      | -                   | -                   | -                                 |
| <b>2 MATERIALES Y SUMINISTROS</b>   | <b>1,628,877.76</b>   | <b>101,773.14</b>                  | <b>1,527,104.62</b>          | <b>865,121.76</b>   | <b>865,121.76</b>      | <b>865,121.76</b>   | <b>865,121.76</b>   | <b>661,982.06</b>                 |
| 2.1 MATERIALES DE ADMINISTRACIÓN, EMISIÓN DE DOCUMENTOS Y ARTÍCULOS OFICIALES         | 309,900.00            | 54,983.60                          | 254,916.40                   | 114,657.35          | 114,657.35             | 114,657.35          | 114,657.35          | 140,259.05                        |
| 2.1.1 MATERIALES, ÚTILES Y EQUIPOS MENORES DE OFICINA                                 | 120,000.00            | 11,013.13                          | 131,013.13                   | 76,737.31           | 76,737.31              | 76,737.31           | 76,737.31           | 54,275.82                         |
| 2.1.1.1 MATERIALES ÚTILES Y EQUIPOS MENORES DE OFICINA                                | 120,000.00            | 11,013.13                          | 131,013.13                   | 76,737.31           | 76,737.31              | 76,737.31           | 76,737.31           | 54,275.82                         |
| 2.1.4 MATERIAL ÚTIL Y EQUIPOS MEN. TECN. DIL. INF. Y COM.                             | 67,900.00             | 26,829.65                          | 41,070.35                    | 9,369.02            | 9,369.02               | 9,369.02            | 9,369.02            | 31,701.33                         |
| 2.1.4.1 MATERIAL ÚTIL Y EQUIPOS MEN. TECN. DIL. INF. Y COM.                           | 67,900.00             | 26,829.65                          | 41,070.35                    | 9,369.02            | 9,369.02               | 9,369.02            | 9,369.02            | 31,701.33                         |
| 2.1.5 MATERIAL IMPRESO E INFORMACIÓN DIGITAL  | 20,000.00             | 8,333.30                           | 11,666.70                    | -                   | -                      | -                   | -                   | 11,666.70                         |
| 2.1.5.1 MATERIAL IMPRESO E INFORMACIÓN DIGITAL  | 20,000.00             | 8,333.30                           | 11,666.70                    | -                   | -                      | -                   | -                   | 11,666.70                         |
| 2.1.6 MATERIAL DE LIMPIEZA  | 102,000.00            | 30,833.78                          | 71,166.22                    | 28,551.02           | 28,551.02              | 28,551.02           | 28,551.02           | 42,615.20                         |
| 2.1.6.1 MATERIAL DE LIMPIEZA  | 102,000.00            | 30,833.78                          | 71,166.22                    | 28,551.02           | 28,551.02              | 28,551.02           | 28,551.02           | 42,615.20                         |
| 2.2 ALIMENTOS Y UTENSILIOS  | 109,000.00            | 99,952.09                          | 208,952.09                   | 141,998.91          | 141,998.91             | 141,998.91          | 141,998.91          | 66,963.18                         |
| 2.2.1 PRODUCTOS ALIMENTICIOS PARA PERSONAS  | 109,000.00            | 36,210.74                          | 145,210.74                   | 138,897.91          | 138,897.91             | 138,897.91          | 138,897.91          | 6,312.83                          |
| 2.2.1.1 PRODUCTOS ALIMENTICIOS PARA PERSONAS  | 109,000.00            | 36,210.74                          | 145,210.74                   | 138,897.91          | 138,897.91             | 138,897.91          | 138,897.91          | 6,312.83                          |
| 2.2.2 PRODUCTOS ALIMENTICIOS PARA ANIMALES  | -                     | -                                  | -                            | 1,773.00            | 1,773.00               | 1,773.00            | 1,773.00            | 1,773.00                          |
| 2.2.2.1 PRODUCTOS ALIMENTICIOS PARA ANIMALES  | -                     | -                                  | -                            | 1,773.00            | 1,773.00               | 1,773.00            | 1,773.00            | 1,773.00                          |
| 2.2.3 UTENSILIOS PIEL SERVICIO DIALIMENT.   | 63,741.35             | 63,741.35                          | 63,741.35                    | 1,328.00            | 1,328.00               | 1,328.00            | 1,328.00            | 62,413.35                         |
| 2.2.3.1 UTENSILIOS PARA EL SERVICIO DE ALIMENTACIÓN                                   | 63,741.35             | 63,741.35                          | 63,741.35                    | 1,328.00            | 1,328.00               | 1,328.00            | 1,328.00            | 62,413.35                         |
| 2.3 MATERIAS PRIMAS Y MATERIALES DE PRODUCCIÓN Y COMERCIALIZACIÓN                     | 63,957.79             | 63,957.79                          | 63,957.79                    | 13,244.55           | 13,244.55              | 13,244.55           | 13,244.55           | 50,713.24                         |
| 2.3.1 PRODUCTOS ALIMENTICIOS AGROPECUARIOS Y FORESTALES ADQUIRIDOS COMO MATERIA PRIMA | 63,957.79             | 63,957.79                          | 63,957.79                    | 374.44              | 374.44                 | 374.44              | 374.44              | 63,583.35                         |



## MUNICIPIO DE TLAHUELLIPAN

R.F.C. MTL850101A20

ESTADO ANALÍTICO DEL EJERCICIO DEL PRESUPUESTO POR FUENTE DE FINANCIAMIENTO.  
DEL 1 AL 30 DE SEPTIEMBRE DE 2022.

| Ejercicio del Presupuesto   | Egreso Aprobado -1 | Ampliaciones/ Reducciones -2 | Egreso Modificado (3=1+2) | Egreso Comprometido | Egreso Devengado -4 | Egreso Ejercido | Egreso Pagado -5 | Subejercicio III III+ (6=3-4) III+ |
|---|--------------------|------------------------------|---------------------------|---------------------|---------------------|-----------------|------------------|------------------------------------|
| 2.3.1.1 PRODUCTOS ALIMENTARIOS AGROPECUARIOS Y FORESTAL ADQUIRIDOS COMO MATERIA PRIMA |                    |                              | 63,957.79                 | 374.44              | 374.44              | 374.44          | 374.44           | 63,583.35                          |
| 2.3.5 PROD. QUIM. FARM. Y LAB. ADQ. COMO M.P.   |                    |                              | -                         | 12,870.11           | 12,870.11           | 12,870.11       | 12,870.11        | 12,870.11                          |
| 2.3.5.1 PROD. QUIMICOS FARMACEUTICOS Y LABORATORIO ADQ. COMO M.P.                     |                    |                              | -                         | 12,870.11           | 12,870.11           | 12,870.11       | 12,870.11        | 12,870.11                          |
| 2.4 MATERIALES Y ART.D/CONST.Y DE REPAR.  | 403,077.76         | 16,825.30                    | 386,252.46                | 290,438.25          | 290,438.25          | 290,438.25      | 290,438.25       | 95,814.21                          |
| 2.4.1 PRODUCTOS MINERALES NO METALICOS  |                    |                              |                           | 37,996.34           | 37,996.34           | 37,996.34       | 37,996.34        | 37,996.34                          |
| 2.4.1.1 PRODUCTOS MINERALES NO METALICOS  |                    |                              |                           | 37,996.34           | 37,996.34           | 37,996.34       | 37,996.34        | 37,996.34                          |
| 2.4.2 CEMENTO Y PRODUCTOS DE CONCRETO   | 96,000.00          | 38,806.00                    | 57,194.00                 | 24,003.03           | 24,003.03           | 24,003.03       | 24,003.03        | 33,190.97                          |
| 2.4.2.1 CEMENTO Y PRODUCTOS DE CONCRETO   | 96,000.00          | 38,806.00                    | 57,194.00                 | 24,003.03           | 24,003.03           | 24,003.03       | 24,003.03        | 33,190.97                          |
| 2.4.3 CAL, YESO Y PRODUCTOS DE YESO   | 15,000.00          | 6,250.00                     | 8,750.00                  | 24,003.03           | 24,003.03           | 24,003.03       | 24,003.03        | 33,190.97                          |
| 2.4.3.1 CAL, YESO Y PRODUCTOS DE YESO   | 15,000.00          | 6,250.00                     | 8,750.00                  | 24,003.03           | 24,003.03           | 24,003.03       | 24,003.03        | 33,190.97                          |
| 2.4.4 MADERA Y PRODUCTOS DE MADERA  | 30,000.00          | 12,500.00                    | 17,500.00                 | 2,668.00            | 2,668.00            | 2,668.00        | 2,668.00         | 8,750.00                           |
| 2.4.4.1 MADERA Y PRODUCTOS DE MADERA  | 30,000.00          | 12,500.00                    | 17,500.00                 | 2,668.00            | 2,668.00            | 2,668.00        | 2,668.00         | 8,750.00                           |
| 2.4.6 MATERIAL ELÉCTRICO Y ELECTRONICO  | 72,000.00          | 109,652.92                   | 181,652.92                | 2,668.00            | 2,668.00            | 2,668.00        | 2,668.00         | 14,832.00                          |
| 2.4.6.1 MATERIAL ELCTRICO Y ELECTRONICO   | 72,000.00          | 109,652.92                   | 181,652.92                | 172,640.82          | 172,640.82          | 172,640.82      | 172,640.82       | 14,832.00                          |
| 2.4.7 ARTICULOS METALICOS PARA LA CONSTRUCCIÓN  | 54,000.00          | 13,482.18                    | 40,517.82                 | 172,640.82          | 172,640.82          | 172,640.82      | 172,640.82       | 9,012.10                           |
| 2.4.7.1 ARTICULOS METALICOS PARA LA CONSTRUCCIÓN                                      | 54,000.00          | 13,482.18                    | 40,517.82                 | 172,640.82          | 172,640.82          | 172,640.82      | 172,640.82       | 9,012.10                           |
| 2.4.8 MATERIALES COMPLEMENTARIOS  | 55,000.00          | 22,581.64                    | 32,418.36                 | 25,582.97           | 25,582.97           | 25,582.97       | 25,582.97        | 14,934.85                          |
| 2.4.8.1 MATERIALES COMPLEMENTARIOS  | 55,000.00          | 22,581.64                    | 32,418.36                 | 25,582.97           | 25,582.97           | 25,582.97       | 25,582.97        | 14,934.85                          |
| 2.4.9 OTROS MATERIALES Y ART.D/CONST.Y REPAR.   | 81,077.76          | 32,858.40                    | 48,219.36                 | 13,340.09           | 13,340.09           | 13,340.09       | 13,340.09        | 19,078.27                          |
| 2.4.9.1 OTROS MATERIALES Y ARTICULOS DE CONSTRUCCIÓN Y REPARACIÓN                     | 81,077.76          | 32,858.40                    | 48,219.36                 | 14,207.00           | 14,207.00           | 14,207.00       | 14,207.00        | 19,078.27                          |
| 2.5 PRODUCTOS QUIM. FARMAC.Y DE LABORATORIO   | 72,000.00          | 22,103.95                    | 49,896.05                 | 14,207.00           | 14,207.00           | 14,207.00       | 14,207.00        | 34,012.36                          |
| 2.5.1 PRODUCTOS QUIMICOS BASICOS  | 12,000.00          | 5,000.00                     | 7,000.00                  | 21,505.44           | 21,505.44           | 21,505.44       | 21,505.44        | 28,390.61                          |
| 2.5.1.1 PRODUCTOS QUIMICOS BASICOS  | 12,000.00          | 5,000.00                     | 7,000.00                  | 21,505.44           | 21,505.44           | 21,505.44       | 21,505.44        | 28,390.61                          |
| 2.5.3 MEDICINAS Y PRODUCTOS FARMACEUTICOS   | 30,000.00          | 10,940.00                    | 19,060.00                 | 4,009.39            | 4,009.39            | 4,009.39        | 4,009.39         | 7,000.00                           |
| 2.5.3.1 MEDICINAS Y PRODUCTOS FARMACEUTICOS   | 30,000.00          | 10,940.00                    | 19,060.00                 | 4,009.39            | 4,009.39            | 4,009.39        | 4,009.39         | 7,000.00                           |
| 2.5.4 MATERIALES, ACCES. Y SUMIN. MEDICOS   | 30,000.00          | 8,599.95                     | 21,400.05                 | 4,009.39            | 4,009.39            | 4,009.39        | 4,009.39         | 15,050.61                          |
| 2.5.4.1 MATERIALES, ACCESORIOS Y SUMINISTROS MEDICOS                                  | 30,000.00          | 8,599.95                     | 21,400.05                 | 7,080.05            | 7,080.05            | 7,080.05        | 7,080.05         | 15,050.61                          |
| 2.5.6 FIBRAS SINT. HULES, PLÁST.Y DERIVADOS   |                    |                              |                           | 7,080.05            | 7,080.05            | 7,080.05        | 7,080.05         | 14,320.00                          |
| 2.5.6.1 FIBRAS SINT. HULES, PLASTICOS Y DERIVADOS                                     |                    |                              |                           | 7,980.00            | 7,980.00            | 7,980.00        | 7,980.00         | 14,320.00                          |
| 2.5.9 OTROS PRODUCTOS QUIMICOS  |                    | 2,436.00                     | 2,436.00                  | 7,980.00            | 7,980.00            | 7,980.00        | 7,980.00         | 7,980.00                           |
| 2.5.9.1 OTROS PRODUCTOS QUIMICOS  |                    | 2,436.00                     | 2,436.00                  | 7,980.00            | 7,980.00            | 7,980.00        | 7,980.00         | 7,980.00                           |
| 2.6 COMBUSTIBLES, LUBRICANTES Y ADITIVOS  | 410,000.00         | 151,494.71                   | 258,505.29                | 2,436.00            | 2,436.00            | 2,436.00        | 2,436.00         | -                                  |
| 2.6.1 COMBUSTIBLES, LUBRICANTES Y ADITIVOS  | 410,000.00         | 151,494.71                   | 258,505.29                | 2,436.00            | 2,436.00            | 2,436.00        | 2,436.00         | -                                  |
| 2.6.1.1 COMBUSTIBLES, LUBRICANTES Y ADITIVOS  | 410,000.00         | 151,494.71                   | 258,505.29                | 102,696.69          | 102,696.69          | 102,696.69      | 102,696.69       | 155,808.60                         |
| 2.7 VEST.BLANCOS, PREND.DIPROT.Y ART.DEP.   | 163,500.00         | 37,543.00                    | 125,957.00                | 102,696.69          | 102,696.69          | 102,696.69      | 102,696.69       | 155,808.60                         |
|   |                    |                              |                           | 32,498.01           | 32,498.01           | 32,498.01       | 32,498.01        | 93,458.99                          |



MUNICIPIO DE TLAHUELILPAN

R.F.C. MTL850101A20


ESTADO ANALÍTICO DEL EJERCICIO DEL PRESUPUESTO POR FUENTE DE FINANCIAMIENTO.  
DEL 1 AL 30 DE SEPTIEMBRE DE 2022.

| Ejercicio del Presupuesto  | Egreso Aprobado -1  | Ampliaciones/ Reducciones -2 | Egreso Modificado (3=1+2) | Egreso Comprometido | Egreso Devengado -4 | Egreso Ejercido     | Egreso Pagado -5    | Subejercicio III (6=3-4) III+ |
|--|---------------------|------------------------------|---------------------------|---------------------|---------------------|---------------------|---------------------|-------------------------------|
| 2.7.1 VESTUARIO Y UNIFORMES  | 105,000.00          | -                            | 63,860.00                 | 2,610.00            | 2,610.00            | 2,610.00            | 2,610.00            | 61,250.00                     |
| 2.7.1.1 VESTUARIOS Y UNIFORMES   | 105,000.00          | 41,140.00                    | 63,860.00                 | 2,610.00            | 2,610.00            | 2,610.00            | 2,610.00            | 61,250.00                     |
| 2.7.2 PRENDAS DE SEG. Y PROT. PERSONAL   | 36,000.00           | 12,972.00                    | 48,972.00                 | 29,668.00           | 29,668.00           | 29,668.00           | 29,668.00           | 19,304.00                     |
| 2.7.2.1 PRENDAS DE SEG. Y PROTECCION DEL PERSONAL  | 36,000.00           | 12,972.00                    | 48,972.00                 | 29,668.00           | 29,668.00           | 29,668.00           | 29,668.00           | 19,304.00                     |
| 2.7.3 ARTICULOS DEPORTIVOS   | 7,500.00            | -                            | 4,375.00                  | -                   | -                   | -                   | -                   | 4,375.00                      |
| 2.7.3.1 ARTICULOS DEPORTIVOS   | 7,500.00            | 3,125.00                     | 4,375.00                  | -                   | -                   | -                   | -                   | 4,375.00                      |
| 2.7.4 PRODUCTOS TEXTILES   | 7,500.00            | 3,125.00                     | 4,375.00                  | -                   | -                   | -                   | -                   | 4,375.00                      |
| 2.7.4.1 PRODUCTOS TEXTILES   | 7,500.00            | 3,125.00                     | 4,375.00                  | -                   | -                   | -                   | -                   | 4,375.00                      |
| 2.7.5 BLANC. Y OTROS PROD. TEXT EXCEPTO PREND. DVES.                                       | 15,000.00           | 6,250.00                     | 8,750.00                  | 220.01              | 220.01              | 220.01              | 220.01              | 220.01                        |
| 2.7.5.1 BLANCOS Y OTROS PROD. TEX. EXC. PRENDAS. DVES.                                     | 15,000.00           | 6,250.00                     | 8,750.00                  | 220.01              | 220.01              | 220.01              | 220.01              | 220.01                        |
| 2.9 HERRAMIENTAS, REFACC. Y ACCES. MENORES   | 161,400.00          | 17,267.54                    | 178,667.54                | 148,082.56          | 148,082.56          | 148,082.56          | 148,082.56          | 30,584.98                     |
| 2.9.1 HERRAMIENTAS MENORES   | 72,000.00           | 28,492.00                    | 43,508.00                 | 38,066.54           | 38,066.54           | 38,066.54           | 38,066.54           | 5,441.46                      |
| 2.9.1.1 HERRAMIENTAS MENORES   | 72,000.00           | 28,492.00                    | 43,508.00                 | 38,066.54           | 38,066.54           | 38,066.54           | 38,066.54           | 5,441.46                      |
| 2.9.2 REFACCIONES Y ACCES. MEN. DIEDIFICIOS  | 42,540.00           | 42,540.00                    | 42,540.00                 | 7,496.31            | 7,496.31            | 7,496.31            | 7,496.31            | 35,043.69                     |
| 2.9.2.1 REFACCIONES Y ACCESORIOS MENORES DE EDIFICIOS                                      | 42,540.00           | 42,540.00                    | 42,540.00                 | 7,496.31            | 7,496.31            | 7,496.31            | 7,496.31            | 35,043.69                     |
| 2.9.3 REF. Y ACC. MEN. EQPO D/ADM. EDUC. Y REC.  | 6,000.00            | 6,000.00                     | 6,000.00                  | 6,000.00            | 6,000.00            | 6,000.00            | 6,000.00            | -                             |
| 2.9.3.1 REF. Y ACCESORIOS MENORES MOB. EQUIPO DE ADMON. EDUCACIÓN Y RECREATIVO             | 6,000.00            | 6,000.00                     | 6,000.00                  | 6,000.00            | 6,000.00            | 6,000.00            | 6,000.00            | -                             |
| 2.9.4 REF. Y ACC. MEN. EQPO D/COMP. Y TEC. DINIF.  | 6,000.00            | 645.00                       | 6,645.00                  | 4,491.99            | 4,491.99            | 4,491.99            | 4,491.99            | 2,153.01                      |
| 2.9.4.1 REFACCIONES Y ACCESORIOS MENORES EQUIPO DE CÓMPUTO Y TECNOLOGÍAS DE LA INFORMACIÓN | 6,000.00            | 645.00                       | 6,645.00                  | 4,491.99            | 4,491.99            | 4,491.99            | 4,491.99            | 2,153.01                      |
| 2.9.6 REFACCIONES Y ACCES. MEN. D/EQPO D/TRANSP.   | 71,400.00           | 1,574.54                     | 72,974.54                 | 68,827.72           | 68,827.72           | 68,827.72           | 68,827.72           | 4,146.82                      |
| 2.9.6.1 REFACCIONES Y ACCESORIOS MENORES DE EQUIPO DE TRANSPORTE                           | 71,400.00           | 1,574.54                     | 72,974.54                 | 68,827.72           | 68,827.72           | 68,827.72           | 68,827.72           | 4,146.82                      |
| 2.9.8 REFACCIONES Y ACC. MEN. D/MAQ. Y OTROS EQ.   | 12,000.00           | 5,000.00                     | 7,000.00                  | 23,200.00           | 23,200.00           | 23,200.00           | 23,200.00           | 16,200.00                     |
| 2.9.8.1 REFACCIONES Y ACCESORIOS MENORES DE MAQUINARIA Y OTROS EQUIPOS                     | 12,000.00           | 5,000.00                     | 7,000.00                  | 23,200.00           | 23,200.00           | 23,200.00           | 23,200.00           | 16,200.00                     |
| <b>3 SERVICIOS GENERALES</b>   | <b>3,343,455.83</b> | <b>60,369.79</b>             | <b>3,423,825.62</b>       | <b>2,149,100.03</b> | <b>2,149,100.03</b> | <b>2,149,100.03</b> | <b>2,149,100.03</b> | <b>1,274,725.59</b>           |
| 3.1 SERVICIOS BÁSICOS  | 185,100.00          | 297,341.61                   | 482,441.61                | 388,081.99          | 388,081.99          | 388,081.99          | 388,081.99          | 94,359.62                     |
| 3.1.1 ENERGÍA ELÉCTRICA  | 120,000.00          | 274,231.80                   | 394,231.80                | 339,383.48          | 339,383.48          | 339,383.48          | 339,383.48          | 54,848.32                     |
| 3.1.1.1 ENERGÍA ELÉCTRICA  | 120,000.00          | 274,231.80                   | 394,231.80                | 339,383.48          | 339,383.48          | 339,383.48          | 339,383.48          | 54,848.32                     |
| 3.1.2 GAS  | 742.24              | 742.24                       | 742.24                    | 1,525.22            | 1,525.22            | 1,525.22            | 1,525.22            | 782.98                        |
| 3.1.2.1 GAS  | 742.24              | 742.24                       | 742.24                    | 1,525.22            | 1,525.22            | 1,525.22            | 1,525.22            | 782.98                        |
| 3.1.4 TELEFONÍA TRADICIONAL  | 23,100.00           | 3,126.00                     | 19,974.00                 | 8,147.00            | 8,147.00            | 8,147.00            | 8,147.00            | 11,827.00                     |
| 3.1.4.1 TELEFONÍA TRADICIONAL  | 23,100.00           | 3,126.00                     | 19,974.00                 | 8,147.00            | 8,147.00            | 8,147.00            | 8,147.00            | 11,827.00                     |



MUNICIPIO DE TLAHUELILPAN  
R.F.C. MTL850101A20  
ESTADO ANALÍTICO DEL EJERCICIO DEL PRESUPUESTO POR FUENTE DE FINANCIAMIENTO.  
DEL 1 AL 30 DE SEPTIEMBRE DE 2022.

| Ejercicio del Presupuesto | Egreso Aprobado -1 | Ampliaciones/ Reducciones -2 | Egreso Modificado (3=1+2) | Egreso Comprometido | Egreso Devengado -4 | Egreso Ejercido | Egreso Pagado -5 | Subejercicio III (6=3-4) III+ |
|---------------------------|--------------------|------------------------------|---------------------------|---------------------|---------------------|-----------------|------------------|-------------------------------|
| 3.1.7                     | 42,000.00          | 1,260.00                     | 40,740.00                 | 36,420.00           | 36,420.00           | 36,420.00       | 36,420.00        | 4,320.00                      |
| 3.1.7.1                   | 42,000.00          | 1,260.00                     | 40,740.00                 | 36,420.00           | 36,420.00           | 36,420.00       | 36,420.00        | 4,320.00                      |
| 3.1.8                     |                    |                              |                           |                     |                     |                 |                  |                               |
| 3.1.8.1                   | 90,000.00          | 26,753.57                    | 26,753.57                 | 2,606.29            | 2,606.29            | 2,606.29        | 2,606.29         | 24,147.28                     |
| 3.2                       | 30,000.00          | 178,198.28                   | 268,198.28                | 2,606.29            | 2,606.29            | 2,606.29        | 2,606.29         | 24,147.28                     |
| 3.2.1                     | 30,000.00          | 12,500.00                    | 17,500.00                 | 377,146.83          | 377,146.83          | 377,146.83      | 377,146.83       | 108,948.55                    |
| 3.2.1.1                   | 30,000.00          | 12,500.00                    | 17,500.00                 | -                   | -                   | -               | -                | 17,500.00                     |
| 3.2.2                     |                    |                              |                           |                     |                     |                 |                  |                               |
| 3.2.2.1                   |                    |                              |                           |                     |                     |                 |                  |                               |
| 3.2.3                     |                    |                              |                           |                     |                     |                 |                  |                               |
| 3.2.3.2                   |                    |                              |                           |                     |                     |                 |                  |                               |
| 3.2.5                     |                    |                              |                           |                     |                     |                 |                  |                               |
| 3.2.5.1                   |                    |                              |                           |                     |                     |                 |                  |                               |
| 3.2.6                     | 60,000.00          | 24,500.00                    | 35,500.00                 | 100,653.70          | 100,653.70          | 100,653.70      | 100,653.70       | 89,784.00                     |
| 3.2.6.1                   | 60,000.00          | 24,500.00                    | 35,500.00                 | 100,653.70          | 100,653.70          | 100,653.70      | 100,653.70       | 89,784.00                     |
| 3.2.7                     |                    |                              |                           |                     |                     |                 |                  |                               |
| 3.2.7.1                   |                    |                              |                           |                     |                     |                 |                  |                               |
| 3.2.9                     |                    |                              |                           |                     |                     |                 |                  |                               |
| 3.2.9.1                   |                    |                              |                           |                     |                     |                 |                  |                               |
| 3.3                       | 201,207.60         | 100,389.73                   | 301,597.33                | 117,496.66          | 117,496.66          | 117,496.66      | 117,496.66       | 47,139.98                     |
| 3.3.1                     |                    |                              |                           |                     |                     |                 |                  |                               |
| 3.3.1.1                   |                    |                              |                           |                     |                     |                 |                  |                               |
| 3.3.2                     |                    |                              |                           |                     |                     |                 |                  |                               |
| 3.3.2.1                   |                    |                              |                           |                     |                     |                 |                  |                               |
| 3.3.3                     |                    |                              |                           |                     |                     |                 |                  |                               |
| 3.3.3.1                   |                    |                              |                           |                     |                     |                 |                  |                               |
| 3.3.4                     |                    |                              |                           |                     |                     |                 |                  |                               |
| 3.3.4.1                   |                    |                              |                           |                     |                     |                 |                  |                               |
| 3.3.6                     |                    |                              |                           |                     |                     |                 |                  |                               |
| 3.3.6.2                   |                    |                              |                           |                     |                     |                 |                  |                               |
| 3.3.6.3                   |                    |                              |                           |                     |                     |                 |                  |                               |
| 3.3.9                     |                    |                              |                           |                     |                     |                 |                  |                               |
| 3.3.9.1                   |                    |                              |                           |                     |                     |                 |                  |                               |
| 3.4                       | 70,426.55          | 22,447.25                    | 47,979.30                 | 18,444.07           | 18,444.07           | 18,444.07       | 18,444.07        | 29,535.23                     |





MUNICIPIO DE TLAHUELILPAN  
R.F.C. MTL850101A20  
ESTADO ANALÍTICO DEL EJERCICIO DEL PRESUPUESTO POR FUENTE DE FINANCIAMIENTO.  
DEL 1 AL 30 DE SEPTIEMBRE DE 2022.

| Ejercicio del Presupuesto  | Egreso Aprobado<br>-1 | Ampliaciones/<br>Reducciones<br>-2 | Egreso Modificado<br>(3=1+2) | Egreso Comprometido | Egreso Devengado<br>-4 | Egreso Ejercido | Egreso Pagado<br>-5 | Subejercicio III<br>III+<br>(6=3+4) III+ |
|--|-----------------------|------------------------------------|------------------------------|---------------------|------------------------|-----------------|---------------------|--|
| 3.4.1 SERVICIOS FINANCIARIOS Y BANCARIOS                                   |                       | 1,897.10                           | 1,897.10                     | 4,287.07            | 4,287.07               | 4,287.07        | 4,287.07            | 2,389.97                                 |
| 3.4.1.1 SERVICIOS FINANCIARIOS Y BANCARIOS                                 |                       | 1,897.10                           | 1,897.10                     | 4,287.07            | 4,287.07               | 4,287.07        | 4,287.07            | 2,389.97                                 |
| 3.4.5 SEGUROS DE BIENES PATRIMONIALES                                      | 12,426.55             | -                                  | 12,426.55                    | 6,492.00            | 6,492.00               | 6,492.00        | 6,492.00            | 756.85                                   |
| 3.4.5.1 SEGURO DE BIENES PATRIMONIALES                                     | 12,426.55             | -                                  | 12,426.55                    | 6,492.00            | 6,492.00               | 6,492.00        | 6,492.00            | 756.85                                   |
| 3.4.7 FLETES Y MANIOBRAS   | 58,000.00             | -                                  | 58,000.00                    | 7,665.00            | 7,665.00               | 7,665.00        | 7,665.00            | 31,168.35                                |
| 3.4.7.1 FLETES Y MANIOBRAS   | 58,000.00             | -                                  | 58,000.00                    | 7,665.00            | 7,665.00               | 7,665.00        | 7,665.00            | 31,168.35                                |
| 3.5 SERV.D/INST.REPAR.MANTTO Y CONSERVACIÓN                                | 1,945,921.68          | -                                  | 1,945,921.68                 | 301,023.75          | 301,023.75             | 301,023.75      | 301,023.75          | 961,693.31                               |
| 3.5.1 CONSERV.Y MANTTO MENOR D/INMUEBLES                                   | 624,000.00            | -                                  | 624,000.00                   | 62,193.90           | 62,193.90              | 62,193.90       | 62,193.90           | 322,284.32                               |
| 3.5.1.1 CONSERV.Y MANTTO MENOR D/INMUEBLES                                 | 624,000.00            | -                                  | 624,000.00                   | 62,193.90           | 62,193.90              | 62,193.90       | 62,193.90           | 322,284.32                               |
| 3.5.2 INST.REP.Y MANT.MOB.Y EQ.ADM.EDUC.Y REC.                             | 15,000.00             | -                                  | 15,000.00                    | 3,300.00            | 3,300.00               | 3,300.00        | 3,300.00            | 5,450.00                                 |
| 3.5.2.1 INST.REP.Y MANT.MOB.Y EQ.ADM.EDUC.Y REC.                           | 15,000.00             | -                                  | 15,000.00                    | 3,300.00            | 3,300.00               | 3,300.00        | 3,300.00            | 5,450.00                                 |
| 3.5.3 INST.REP.Y MANT.EQ.COM.Y TEC.D/L INF.                                | 29,129.68             | -                                  | 29,129.68                    | 8,297.00            | 8,297.00               | 8,297.00        | 8,297.00            | 16,992.33                                |
| 3.5.3.1 INST.REP.Y MANT.EQ.COM.Y TEC.D/L INF.                              | 29,129.68             | -                                  | 29,129.68                    | 8,297.00            | 8,297.00               | 8,297.00        | 8,297.00            | 16,992.33                                |
| 3.5.5 REPAR.Y MANTTO D/EOPO D/TRANSPORTE                                   | 843,392.00            | -                                  | 843,392.00                   | 190,876.05          | 190,876.05             | 190,876.05      | 190,876.05          | 396,073.46                               |
| 3.5.5.1 REPAR.Y MANTTO D/EOPO D/TRANSPORTE                                 | 843,392.00            | -                                  | 843,392.00                   | 190,876.05          | 190,876.05             | 190,876.05      | 190,876.05          | 396,073.46                               |
| 3.5.7 INST.REP.Y MANT.D/MAQ.OTROS EQ.Y HERR.                               | 180,000.00            | -                                  | 180,000.00                   | 23,506.80           | 23,506.80              | 23,506.80       | 23,506.80           | 81,493.20                                |
| 3.5.7.1 INST.REP.Y MANT.D/MAQ.OTROS EQ.Y HERR.                             | 180,000.00            | -                                  | 180,000.00                   | 23,506.80           | 23,506.80              | 23,506.80       | 23,506.80           | 81,493.20                                |
| 3.5.8 SERV.D/LIMPIEZA Y MANEJO DE DESECHOS                                 | 240,000.00            | -                                  | 240,000.00                   | 11,900.00           | 11,900.00              | 11,900.00       | 11,900.00           | 131,000.00                               |
| 3.5.8.1 SERV.D/LIMPIEZA Y MANEJO DE DESECHOS                               | 240,000.00            | -                                  | 240,000.00                   | 11,900.00           | 11,900.00              | 11,900.00       | 11,900.00           | 131,000.00                               |
| 3.5.9 SERVICIOS DE JARDINERIA Y FUMIGACIÓN                                 | 14,400.00             | -                                  | 14,400.00                    | 950.00              | 950.00                 | 950.00          | 950.00              | 8,400.00                                 |
| 3.5.9.1 SERVICIOS DE JARDINERIA Y FUMIGACIÓN                               | 14,400.00             | -                                  | 14,400.00                    | 950.00              | 950.00                 | 950.00          | 950.00              | 8,400.00                                 |
| 3.6 SERVICIOS DE COMUNIC.SOCIAL Y PUBLICIDAD                               | 130,000.00            | -                                  | 130,000.00                   | 86,812.50           | 86,812.50              | 86,812.50       | 86,812.50           | 35,358.35                                |
| 3.6.1 DIF.RAD.TV.Y MED.D/MEN.S/PRO.ACT.GUB.                                | 130,000.00            | -                                  | 130,000.00                   | 86,812.50           | 86,812.50              | 86,812.50       | 86,812.50           | 35,358.35                                |
| 3.6.1.1 DIF.RAD.TV.Y MED.D/MEN.S/PRO.ACT.GUB.                              | 130,000.00            | -                                  | 130,000.00                   | 86,812.50           | 86,812.50              | 86,812.50       | 86,812.50           | 35,358.35                                |
| 3.7 SERVICIOS DE TRASLADO Y VIÁTICOS                                       | 272,800.00            | -                                  | 272,800.00                   | 50,813.00           | 50,813.00              | 50,813.00       | 50,813.00           | 119,048.03                               |
| 3.7.2 PASAJES TERRESTRES   | 72,000.00             | -                                  | 72,000.00                    | 28,344.00           | 28,344.00              | 28,344.00       | 28,344.00           | 29,360.00                                |
| 3.7.2.1 PASAJES TERRESTRES   | 72,000.00             | -                                  | 72,000.00                    | 28,344.00           | 28,344.00              | 28,344.00       | 28,344.00           | 29,360.00                                |
| 3.7.5 VIÁTICOS EN EL PAÍS  | 100,800.00            | -                                  | 100,800.00                   | 20,439.00           | 20,439.00              | 20,439.00       | 20,439.00           | 33,394.68                                |
| 3.7.5.1 VIÁTICOS EN EL PAÍS  | 100,800.00            | -                                  | 100,800.00                   | 20,439.00           | 20,439.00              | 20,439.00       | 20,439.00           | 33,394.68                                |
| 3.7.9 OTROS SERVICIOS DE TRASLADO Y HOSPEDAJE                              | 100,000.00            | -                                  | 100,000.00                   | 2,030.00            | 2,030.00               | 2,030.00        | 2,030.00            | 56,303.35                                |
| 3.7.9.1 OTROS SERVICIOS DE TRASLADO Y HOSPEDAJE                            | 100,000.00            | -                                  | 100,000.00                   | 2,030.00            | 2,030.00               | 2,030.00        | 2,030.00            | 56,303.35                                |
| 3.8 SERVICIOS OFICIALES  | 348,000.00            | -                                  | 348,000.00                   | 637,497.14          | 637,497.14             | 637,497.14      | 637,497.14          | 58,766.67                                |
| 3.8.2 GASTOS DE ORDEN SOCIAL Y CULTURAL                                    | 348,000.00            | -                                  | 348,000.00                   | 630,393.68          | 630,393.68             | 630,393.68      | 630,393.68          | 58,766.67                                |
| 3.8.2.1 GASTOS DE ORDEN SOCIAL Y CULTURAL                                  | 348,000.00            | -                                  | 348,000.00                   | 630,393.68          | 630,393.68             | 630,393.68      | 630,393.68          | 58,766.67                                |
| 3.8.5 GASTOS DE REPRESENTACIÓN   | 100,000.00            | -                                  | 100,000.00                   | 7,103.46            | 7,103.46               | 7,103.46        | 7,103.46            | -  |
| 3.8.5.1 GASTOS DE REPRESENTACIÓN   | 100,000.00            | -                                  | 100,000.00                   | 7,103.46            | 7,103.46               | 7,103.46        | 7,103.46            | -  |
| 3.9 OTROS SERVICIOS GENERALES  | 100,000.00            | -                                  | 100,000.00                   | 16,449.00           | 16,449.00              | 16,449.00       | 16,449.00           | 56,147.35                                |
| 3.9.2 IMPUESTOS Y DERECHOS   | 100,000.00            | -                                  | 100,000.00                   | 16,449.00           | 16,449.00              | 16,449.00       | 16,449.00           | 56,147.35                                |
| 3.9.2.1 IMPUESTOS Y DERECHOS, OTROS IMPUESTOS, TENENCIA, PLACAS, GASTOS DE | 100,000.00            | -                                  | 100,000.00                   | 16,449.00           | 16,449.00              | 16,449.00       | 16,449.00           | 56,147.35                                |
|  |                       | 27,403.65                          | 27,403.65                    | 15,038.00           | 15,038.00              | 15,038.00       | 15,038.00           | 72,596.35                                |
|  |                       | -                                  | -                            | -                   | -                      | -               | -                   | 72,596.35                                |



MUNICIPIO DE TLAHUELILPAN

R.F.C. MTL850101A20

ESTADO ANALÍTICO DEL EJERCICIO DEL PRESUPUESTO POR FUENTE DE FINANCIAMIENTO.  
DEL 1 AL 30 DE SEPTIEMBRE DE 2022.

| Ejercicio del Presupuesto  | Egreso Aprobado -1  | Ampliaciones/ Reducciones -2 | Egreso Modificado (3=1+2) | Egreso Comprometido | Egreso Devengado -4 | Egreso Ejercido     | Egreso Pagado -5    | Subejercicio III+ (6=3-4) III+ |
|--|---------------------|------------------------------|---------------------------|---------------------|---------------------|---------------------|---------------------|--------------------------------|
| 3.9.2.2 IMPUESTOS Y DERECHOS, OTROS IMPUESTO, TENENCIA, PLACAS, GASTOS DE ESCRITURACION, REGISTRO PUBLICO DE SENTENCIAS Y RESOL.P/AUTOR.COMPETENTE | -                   | -                            | -                         | 15,038.00           | 15,038.00           | 15,038.00           | 15,038.00           | 15,038.00                      |
| 3.9.4 SENTENCIAS Y RESOL.P/AUTOR.COMPETENTE  | -                   | -                            | -                         | 1,411.00            | 1,411.00            | 1,411.00            | 1,411.00            | 1,411.00                       |
| 3.9.4.1 SENTENCIAS Y RESOL.P/AUTOR.COMPETENTE  | -                   | -                            | -                         | 1,411.00            | 1,411.00            | 1,411.00            | 1,411.00            | 1,411.00                       |
| <b>4 TRANSF.ASIG.SUBSIDIOS Y OTRAS AYUDAS</b>  | <b>1,682,318.00</b> | <b>127,839.00</b>            | <b>1,554,479.00</b>       | <b>909,732.00</b>   | <b>909,732.00</b>   | <b>909,732.00</b>   | <b>909,732.00</b>   | <b>644,747.00</b>              |
| 4.4 AYUDAS SOCIALES  | 1,682,318.00        | 127,839.00                   | 1,554,479.00              | 909,732.00          | 909,732.00          | 909,732.00          | 909,732.00          | 644,747.00                     |
| 4.4.1 AYUDAS SOCIALES A PERSONAS   | 1,501,418.00        | 118,154.00                   | 1,383,264.00              | 737,964.12          | 737,964.12          | 737,964.12          | 737,964.12          | 645,299.88                     |
| 4.4.1.1 AYUDAS SOCIALES A PERSONAS   | 1,501,418.00        | 118,154.00                   | 1,383,264.00              | 737,964.12          | 737,964.12          | 737,964.12          | 737,964.12          | 645,299.88                     |
| 4.4.3 AYUDAS SOC. A INSTIT. DE ENSEÑANZA   | 165,000.00          | 12,060.00                    | 152,940.00                | 128,539.88          | 128,539.88          | 128,539.88          | 128,539.88          | 24,400.12                      |
| 4.4.3.1 AYUDAS SOC.A INSTIT. DE ENSEÑANZA  | 165,000.00          | 12,060.00                    | 152,940.00                | 128,539.88          | 128,539.88          | 128,539.88          | 128,539.88          | 24,400.12                      |
| 4.4.5 AYUDAS SOC.A INSTIT.SFINES DE LUCRO  | 15,900.00           | 2,375.00                     | 18,275.00                 | 43,228.00           | 43,228.00           | 43,228.00           | 43,228.00           | 24,953.00                      |
| 4.4.5.1 AYUDAS SOC.A INSTIT.SFINES DE LUCRO  | 15,900.00           | 2,375.00                     | 18,275.00                 | 43,228.00           | 43,228.00           | 43,228.00           | 43,228.00           | 24,953.00                      |
| <b>5 BIENES MUEBLES, INMUEBLES E INTANGIBLES</b>   | <b>1,348,959.96</b> | <b>554,666.60</b>            | <b>794,293.36</b>         | <b>794,293.36</b>   | <b>794,293.36</b>   | <b>794,293.36</b>   | <b>794,293.36</b>   | <b>65,733.35</b>               |
| 5.1 MOBILIARIO Y EQUIPO DE ADMINISTRACIÓN  | 100,000.00          | 34,266.65                    | 65,733.35                 | -                   | -                   | -                   | -                   | 65,733.35                      |
| 5.1.1 MUEBLES DE OFICINA Y ESTANTERÍA  | 10,000.00           | 4,166.65                     | 5,833.35                  | -                   | -                   | -                   | -                   | 5,833.35                       |
| 5.1.1.1 MUEBLES DE OFICINA Y ESTANTERÍA  | 10,000.00           | 4,166.65                     | 5,833.35                  | -                   | -                   | -                   | -                   | 5,833.35                       |
| 5.1.5 EQUIPO DE COMP.Y D/TECN.D/LA INFORMACIÓN   | 90,000.00           | 30,100.00                    | 59,900.00                 | -                   | -                   | -                   | -                   | 59,900.00                      |
| 5.1.5.1 EQUIPO DE COMP.Y D/TECN.D/LA INFORMACIÓN   | 90,000.00           | 30,100.00                    | 59,900.00                 | -                   | -                   | -                   | -                   | 59,900.00                      |
| 5.3 EQUIPO E INSTRUMENTAL MED.Y D/LAB.   | 1,248,959.96        | 520,399.95                   | 728,560.01                | -                   | -                   | -                   | -                   | 728,560.01                     |
| 5.3.1 EQUIPO MEDICO Y DE LABORATORIO   | 1,248,959.96        | 520,399.95                   | 728,560.01                | -                   | -                   | -                   | -                   | 728,560.01                     |
| 5.3.1.1 EQUIPO MEDICO Y DE LABORATORIO   | 1,248,959.96        | 520,399.95                   | 728,560.01                | -                   | -                   | -                   | -                   | 728,560.01                     |
| <b>6 INVERSIÓN PÚBLICA</b>   | <b>2,600,000.00</b> | <b>703,908.95</b>            | <b>3,303,908.95</b>       | <b>1,089,165.88</b> | <b>1,089,165.88</b> | <b>1,089,165.88</b> | <b>1,089,165.88</b> | <b>2,214,743.07</b>            |
| 6.1 OBRA PÚBLICA EBIENES D/DOMINIO PÚB.  | 2,600,000.00        | 703,908.95                   | 3,303,908.95              | 1,089,165.88        | 1,089,165.88        | 1,089,165.88        | 1,089,165.88        | 2,214,743.07                   |
| 6.1.4 DIVISIÓN D/TERR.Y CONST.D/OBRAS D/URBAN.   | 2,600,000.00        | 703,908.95                   | 3,303,908.95              | 379,207.70          | 379,207.70          | 379,207.70          | 379,207.70          | 2,924,701.25                   |
| 6.1.4.1 ESTUDIOS Y PROYECTOS   | 2,600,000.00        | 703,908.95                   | 3,303,908.95              | -                   | -                   | -                   | -                   | 3,303,908.95                   |
| 6.1.4.3 AMP.D/REHABILIT.D/OBR D/URBANIZACIÓN   | 2,600,000.00        | 703,908.95                   | 3,303,908.95              | 379,207.70          | 379,207.70          | 379,207.70          | 379,207.70          | 3,303,908.95                   |
| 6.1.5 CONSTRUCCIÓN DE VÍAS DE COMUNICACIÓN   | -                   | -                            | -                         | 379,207.70          | 379,207.70          | 379,207.70          | 379,207.70          | 379,207.70                     |
| 6.1.5.2 CONSTRUCCIÓN DE VÍAS DE COMUNICACIÓN   | -                   | -                            | -                         | 709,958.18          | 709,958.18          | 709,958.18          | 709,958.18          | 709,958.18                     |
| <b>7 INVERSIONES FINANCIERAS Y OTRAS PROV.</b>   | <b>-</b>            | <b>-</b>                     | <b>-</b>                  | <b>709,958.18</b>   | <b>709,958.18</b>   | <b>709,958.18</b>   | <b>709,958.18</b>   | <b>709,958.18</b>              |
| <b>8 PARTICIPACIONES Y APORTACIONES</b>  | <b>-</b>            | <b>-</b>                     | <b>-</b>                  | <b>-</b>            | <b>-</b>            | <b>-</b>            | <b>-</b>            | <b>-</b>                       |
| <b>9 DEUDA PÚBLICA</b>   | <b>-</b>            | <b>-</b>                     | <b>-</b>                  | <b>-</b>            | <b>-</b>            | <b>-</b>            | <b>-</b>            | <b>-</b>                       |
| <b>REPO DIF</b>  | <b>231,368.34</b>   | <b>647.28</b>                | <b>230,721.06</b>         | <b>223,923.99</b>   | <b>223,923.99</b>   | <b>223,923.99</b>   | <b>223,923.99</b>   | <b>6,797.07</b>                |
| 1 SERVICIOS PERSONALES   | -                   | -                            | -                         | 223,923.99          | 223,923.99          | 223,923.99          | 223,923.99          | 6,797.07                       |
| 2 MATERIALES Y SUMINISTROS   | -                   | -                            | -                         | -                   | -                   | -                   | -                   | -                              |
| 2.1 MAERIALES DE ADMINISTRACIÓN, EMISIÓN DE DOCUMENTOS Y ARTICULOS OFICIALES   | 152,462.39          | 7,233.26                     | 159,695.65                | 149,918.41          | 149,918.41          | 149,918.41          | 149,918.41          | 9,777.24                       |
| 2.1.1 MATERIALES, ÚTILES Y EQUIPOS MENORES DE OFICINA  | 20,441.51           | 19,381.99                    | 39,823.50                 | 47,316.48           | 47,316.48           | 47,316.48           | 47,316.48           | 7,492.98                       |
| 2.1.1.1 MATERIALES ÚTILES Y EQUIPOS MENORES  | 18,000.00           | 1,525.58                     | 16,474.42                 | 11,718.74           | 11,718.74           | 11,718.74           | 11,718.74           | 4,755.68                       |
| 2.1.1.1.1 MATERIALES ÚTILES Y EQUIPOS MENORES  | 18,000.00           | 1,525.58                     | 16,474.42                 | 11,718.74           | 11,718.74           | 11,718.74           | 11,718.74           | 4,755.68                       |




MUNICIPIO DE TLAHUELILPAN  
R.F.C. MTL850101A20  
ESTADO ANALÍTICO DEL EJERCICIO DEL PRESUPUESTO POR FUENTE DE FINANCIAMIENTO.  
DEL 1 AL 30 DE SEPTIEMBRE DE 2022.

| Ejercicio del Presupuesto   | Egreso Aprobado -1 | Ampliaciones/Reducciones -2 | Egreso Modificado (3=1+2) | Egreso Comprometido | Egreso Devengado -4 | Egreso Ejercido | Egreso Pagado -5 | Subejercicio III+ (6=3-4) III+- |
|---|--------------------|-----------------------------|---------------------------|---------------------|---------------------|-----------------|------------------|---------------------------------|
| DE OFICINA  |                    |                             |                           |                     |                     |                 |                  |                                 |
| 2.1.4 MAT. ÚTIL. Y EQUIPOS MEN. TECN. DIL. INF. Y COM.            | 787.50             | 328.10                      | 459.40                    | -                   | -                   | -               | -                | -                               |
| 2.1.4.1 MAT. ÚTIL. Y EQUIPOS MEN. TECN. DIL. INF. Y COM.          | 787.50             | 328.10                      | 459.40                    | -                   | -                   | -               | -                | 459.40                          |
| 2.1.6 MATERIAL DE LIMPIEZA  | 1,654.01           | 21,235.67                   | 22,889.68                 | 35,597.74           | 35,597.74           | 35,597.74       | 35,597.74        | 12,708.06                       |
| 2.1.6.1 MATERIAL DE LIMPIEZA                                      | 1,654.01           | 21,235.67                   | 22,889.68                 | 35,597.74           | 35,597.74           | 35,597.74       | 35,597.74        | 12,708.06                       |
| 2.2 ALIMENTOS Y UTENSILIOS  | 30,000.00          | 29,237.23                   | 59,237.23                 | 89,534.03           | 89,534.03           | 89,534.03       | 89,534.03        | 30,296.80                       |
| 2.2.1 PRODUCTOS ALIMENTICIOS PARA PERSONAS                        | 30,000.00          | 29,237.23                   | 59,237.23                 | 89,534.03           | 89,534.03           | 89,534.03       | 89,534.03        | 30,296.80                       |
| 2.2.1.1 PRODUCTOS ALIMENTICIOS PARA PERSONAS                      | 30,000.00          | 29,237.23                   | 59,237.23                 | 89,534.03           | 89,534.03           | 89,534.03       | 89,534.03        | 30,296.80                       |
| 2.4 MATERIALES Y ART. D/CONST. Y DE REPAR.                        | 22,555.00          | 9,397.90                    | 13,157.10                 | 89,534.03           | 89,534.03           | 89,534.03       | 89,534.03        | 30,296.80                       |
| 2.4.1 PRODUCTOS MINERALES NO METÁLICOS                            | 2,235.00           | 931.25                      | 1,303.75                  | -                   | -                   | -               | -                | 13,157.10                       |
| 2.4.1.1 PRODUCTOS MINERALES NO METÁLICOS                          | 2,235.00           | 931.25                      | 1,303.75                  | -                   | -                   | -               | -                | 13,157.10                       |
| 2.4.6 MATERIAL ELÉCTRICO Y ELECTRÓNICO                            | 10,000.00          | 4,166.65                    | 5,833.35                  | -                   | -                   | -               | -                | 1,303.75                        |
| 2.4.6.1 MATERIAL ELÉCTRICO Y ELECTRÓNICO                          | 10,000.00          | 4,166.65                    | 5,833.35                  | -                   | -                   | -               | -                | 1,303.75                        |
| 2.4.9 OTROS MATERIALES Y ART. D/CONST. Y REPAR.                   | 10,320.00          | 4,300.00                    | 6,020.00                  | -                   | -                   | -               | -                | 5,833.35                        |
| 2.4.9.1 OTROS MATERIALES Y ARTÍCULOS DE CONSTRUCCIÓN Y REPARACIÓN | 10,320.00          | 4,300.00                    | 6,020.00                  | -                   | -                   | -               | -                | 5,833.35                        |
| 2.5 PRODUCTOS QUÍM. FARMAC. Y DE LABORATORIO                      | 21,640.25          | 7,894.11                    | 13,746.14                 | 6,122.90            | 6,122.90            | 6,122.90        | 6,122.90         | 6,020.00                        |
| 2.5.1 PRODUCTOS QUÍMICOS BÁSICOS                                  | 4,622.50           | 1,926.05                    | 2,696.45                  | -                   | -                   | -               | -                | 7,623.24                        |
| 2.5.1.1 PRODUCTOS QUÍMICOS BÁSICOS                                | 4,622.50           | 1,926.05                    | 2,696.45                  | -                   | -                   | -               | -                | 7,623.24                        |
| 2.5.3 MEDICINAS Y PRODUCTOS FARMACÉUTICOS                         | 17,017.75          | 5,968.06                    | 11,049.69                 | 5,000.26            | 5,000.26            | 5,000.26        | 5,000.26         | 2,696.45                        |
| 2.5.3.1 MEDICINAS Y PRODUCTOS FARMACÉUTICOS                       | 17,017.75          | 5,968.06                    | 11,049.69                 | 5,000.26            | 5,000.26            | 5,000.26        | 5,000.26         | 2,696.45                        |
| 2.5.4 MATERIALES, ACCES. Y SUMIN. MÉDICOS                         | 2,300.00           | 958.30                      | 1,341.70                  | 6,945.00            | 6,945.00            | 6,945.00        | 6,945.00         | 5,000.26                        |
| 2.5.4.1 MATERIALES, ACCESORIOS Y SUMINISTROS MÉDICOS              | 2,300.00           | 958.30                      | 1,341.70                  | 6,945.00            | 6,945.00            | 6,945.00        | 6,945.00         | 5,000.26                        |
| 2.6 COMBUSTIBLES, LUBRICANTES Y ADITIVOS                          | 55,525.63          | 23,135.65                   | 32,389.98                 | -                   | -                   | -               | -                | 9,927.05                        |
| 2.6.1 COMBUSTIBLES, LUBRICANTES Y ADITIVOS                        | 55,525.63          | 23,135.65                   | 32,389.98                 | -                   | -                   | -               | -                | 9,927.05                        |
| 2.6.1.1 COMBUSTIBLES, LUBRICANTES Y ADITIVOS                      | 55,525.63          | 23,135.65                   | 32,389.98                 | -                   | -                   | -               | -                | 9,927.05                        |
| 2.9 HERRAMIENTAS, REFACC. Y ACCES. MENORES                        | 2,300.00           | 958.30                      | 1,341.70                  | 6,945.00            | 6,945.00            | 6,945.00        | 6,945.00         | 32,389.98                       |
| 2.9.6 REFACCIONES Y ACCES. MEN. D/EQPO D/TRANSP.                  | 2,300.00           | 958.30                      | 1,341.70                  | 6,945.00            | 6,945.00            | 6,945.00        | 6,945.00         | 32,389.98                       |
| 2.9.6.1 REFACCIONES Y ACCESORIOS MENORES DE EQUIPO DE TRANSPORTE  | 2,300.00           | 958.30                      | 1,341.70                  | 6,945.00            | 6,945.00            | 6,945.00        | 6,945.00         | 32,389.98                       |
| 3 SERVICIOS GENERALES   | 72,122.93          | 9,854.34                    | 82,268.59                 | 61,650.58           | 61,650.58           | 61,650.58       | 61,650.58        | 618.01                          |
| 3.1 SERVICIOS BÁSICOS   | 29,206.00          | 4,214.92                    | 24,991.08                 | 14,228.10           | 14,228.10           | 14,228.10       | 14,228.10        | 10,762.98                       |
| 3.1.1 ENERGÍA ELÉCTRICA   | 19,146.00          | 4,231.50                    | 14,914.50                 | 7,022.26            | 7,022.26            | 7,022.26        | 7,022.26         | 7,892.24                        |
| 3.1.1.1 ENERGÍA ELÉCTRICA   | 19,146.00          | 4,231.50                    | 14,914.50                 | 7,022.26            | 7,022.26            | 7,022.26        | 7,022.26         | 7,892.24                        |
| 3.1.2 GAS   | 6,000.00           | 2,610.23                    | 2,610.23                  | 5,607.84            | 5,607.84            | 5,607.84        | 5,607.84         | 2,997.61                        |
| 3.1.2.1 GAS   | 6,000.00           | 2,610.23                    | 2,610.23                  | 5,607.84            | 5,607.84            | 5,607.84        | 5,607.84         | 2,997.61                        |
| 3.1.4 TELEFONÍA TRADICIONAL                                       | 6,000.00           | 902.00                      | 5,098.00                  | 1,598.00            | 1,598.00            | 1,598.00        | 1,598.00         | 3,500.00                        |
| 3.1.4.1 TELEFONÍA TRADICIONAL                                     | 6,000.00           | 902.00                      | 5,098.00                  | 1,598.00            | 1,598.00            | 1,598.00        | 1,598.00         | 3,500.00                        |



MUNICIPIO DE TLAHUEILPAN  
 R.F.C. MTL850101A20  
 ESTADO ANALITICO DEL EJERCICIO DEL PRESUPUESTO POR FUENTE DE FINANCIAMIENTO.  
 DEL 1 AL 30 DE SEPTIEMBRE DE 2022.

| Ejercicio del Presupuesto  | Egreso Aprobado -1 | Ampliaciones/ Reducciones -2 | Egreso Modificado (3=1+2) | Egreso Comprometido | Egreso Devengado -4 | Egreso Ejercido | Egreso Pagado -5 | Subejercicio III (6=3-4) III+ |
|--|--------------------|------------------------------|---------------------------|---------------------|---------------------|-----------------|------------------|-------------------------------|
| 3.1.7 SERVICIO DE ACCESO DE INTERNET, REDES Y PROCESAMIENTO DE INFORMACIÓN                         | 4,060.00           | 1,691.65                     | 2,368.35                  | -                   | -                   | -               | -                | 2,368.35                      |
| 3.1.7.1 SERVICIOS DE ACCESO DE INTERNET, REDES Y PROCESAMIENTO DE INFORMACIÓN                      | 4,060.00           | 1,691.65                     | 2,368.35                  | -                   | -                   | -               | -                | 2,368.35                      |
| 3.2 SERVICIOS DE ARRENDAMIENTO   |                    |                              |                           |                     |                     |                 |                  |                               |
| 3.2.2 ARRENDAMIENTO DE EDIFICIOS   |                    |                              |                           | 6,997.12            | 6,997.12            | 6,997.12        | 6,997.12         | 6,997.12                      |
| 3.2.2.1 ARRENDAMIENTO DE EDIFICIOS   |                    |                              |                           | 5,800.00            | 5,800.00            | 5,800.00        | 5,800.00         | 5,800.00                      |
| 3.2.3 ARREND. D/MOB. Y EPO. D/ADMON. EDUC. Y REC.  |                    |                              |                           | 5,800.00            | 5,800.00            | 5,800.00        | 5,800.00         | 5,800.00                      |
| 3.2.3.2 ARREND. D/MOB. Y EPO. D/ADMON. EDUC. Y REC.  |                    |                              |                           | 1,197.12            | 1,197.12            | 1,197.12        | 1,197.12         | 1,197.12                      |
| 3.3 SERV. PROF. CIEN. TÉCN. Y OTROS SERVICIOS  | 7,740.06           | 6,230.28                     | 13,970.34                 | 1,197.12            | 1,197.12            | 1,197.12        | 1,197.12         | 1,197.12                      |
| 3.3.6 SERV. D/APOYO ADM. TRAD. FOT. E IMPRES.  | 7,740.06           | 6,230.28                     | 13,970.34                 | 21,248.12           | 21,248.12           | 21,248.12       | 21,248.12        | 21,248.12                     |
| 3.3.6.1 SERVICIOS RELACIONADOS CON TRADUCCIONES  | 7,740.06           | 6,230.28                     | 13,970.34                 | 21,248.12           | 21,248.12           | 21,248.12       | 21,248.12        | 21,248.12                     |
| 3.3.6.2 SERV. D/APOYO ADM. TRAD. FOT. E IMPRES.  |                    |                              |                           | -                   | -                   | -               | -                | 7,277.78                      |
| 3.3.6.3 IMPRESIÓN DOCUMENTOS OFICIALES PARA LA PRESTACIÓN DE SERVICIOS PUBLICOS (FORMAS VALORADAS) |                    |                              |                           | 14,183.72           | 14,183.72           | 14,183.72       | 14,183.72        | 14,183.72                     |
| 3.4 SERVICIOS FINAN. BANC. Y COMERCIALES   |                    |                              |                           | 7,064.40            | 7,064.40            | 7,064.40        | 7,064.40         | 7,064.40                      |
| 3.4.5 SEGUROS DE BIENES PATRIMONIALES  |                    |                              |                           |                     |                     |                 |                  |                               |
| 3.4.5.1 SEGURO DE BIENES PATRIMONIALES   |                    |                              |                           | 11,261.63           | 11,261.63           | 11,261.63       | 11,261.63        | 11,261.63                     |
| 3.5 SERV. D/INST. REPAR. MANTTO Y CONSERVACIÓN   | 26,638.85          | 11,099.50                    | 15,539.35                 | 11,261.63           | 11,261.63           | 11,261.63       | 11,261.63        | 11,261.63                     |
| 3.5.1 CONSERV. Y MANTTO MENOR D/INMUEBLES  | 21,195.25          | 8,831.35                     | 12,363.90                 | 11,261.63           | 11,261.63           | 11,261.63       | 11,261.63        | 11,261.63                     |
| 3.5.1.1 CONSERV. Y MANTTO MENOR D/INMUEBLES  | 21,195.25          | 8,831.35                     | 12,363.90                 | 3,514.80            | 3,514.80            | 3,514.80        | 3,514.80         | 12,024.55                     |
| 3.5.4 INST. REP. Y MANTTO D/DEQ. E INST. MÉD. Y LAB.   | 5,443.60           | 2,268.15                     | 3,175.45                  | -                   | -                   | -               | -                | 12,363.90                     |
| 3.5.4.1 INST. REP. Y MANTTO D/DEQ. E INST. MÉD. Y LAB.   | 5,443.60           | 2,268.15                     | 3,175.45                  | -                   | -                   | -               | -                | 12,363.90                     |
| 3.5.5 REPAR. Y MANTTO D/DEQ. D/TRANSPORTE  |                    |                              |                           | -                   | -                   | -               | -                | 3,175.45                      |
| 3.5.5.1 REPAR. Y MANTTO D/DEQ. D/TRANSPORTE  |                    |                              |                           | 3,514.80            | 3,514.80            | 3,514.80        | 3,514.80         | 3,175.45                      |
| 3.8 SERVICIOS OFICIALES  | 8,538.02           | 770.20                       | 7,767.82                  | 3,514.80            | 3,514.80            | 3,514.80        | 3,514.80         | 3,514.80                      |
| 3.8.2 GASTOS DE ORDEN SOCIAL Y CULTURAL  | 8,538.02           | 770.20                       | 7,767.82                  | 4,400.81            | 4,400.81            | 4,400.81        | 4,400.81         | 3,514.80                      |
| 3.8.2.1 GASTOS DE ORDEN SOCIAL Y CULTURAL  | 8,538.02           | 770.20                       | 7,767.82                  | 4,400.81            | 4,400.81            | 4,400.81        | 4,400.81         | 3,367.01                      |
| 4 TRANSF. ASIG. SUBSIDIOS Y OTRAS AYUDAS   | 6,783.02           | 1,973.80                     | 8,756.82                  | 4,400.81            | 4,400.81            | 4,400.81        | 4,400.81         | 3,367.01                      |
| 4.4 AYUDAS SOCIALES  | 6,783.02           | 1,973.80                     | 8,756.82                  | 12,355.00           | 12,355.00           | 12,355.00       | 12,355.00        | 3,367.01                      |
| 4.4.1 AYUDAS SOCIALES A PERSONAS   | 3,742.00           | 3,240.85                     | 6,982.85                  | 12,355.00           | 12,355.00           | 12,355.00       | 12,355.00        | 3,598.18                      |
| 4.4.1.1 AYUDAS SOCIALES A PERSONAS   | 3,742.00           | 3,240.85                     | 6,982.85                  | 9,181.00            | 9,181.00            | 9,181.00        | 9,181.00         | 3,598.18                      |
| 4.4.3 AYUDAS SOC. A INSTIT. DE ENSEÑANZA   | 3,041.02           | 1,267.05                     | 4,308.07                  | 9,181.00            | 9,181.00            | 9,181.00        | 9,181.00         | 2,198.15                      |
| 4.4.3.1 AYUDAS SOC. A INSTIT. DE ENSEÑANZA   | 3,041.02           | 1,267.05                     | 4,308.07                  | 3,174.00            | 3,174.00            | 3,174.00        | 3,174.00         | 2,198.15                      |
| 5 BIENES MUEBLES, INMUEBLES E INTANGIBLES  |                    |                              |                           | 3,174.00            | 3,174.00            | 3,174.00        | 3,174.00         | 1,400.03                      |
| 6 INVERSIÓN PÚBLICA  |                    |                              |                           |                     |                     |                 |                  | 1,400.03                      |
| 7 INVERSIONES FINANCIERAS Y OTRAS PROV.  |                    |                              |                           |                     |                     |                 |                  |                               |
| 8 PARTICIPACIONES Y APORTACIONES   |                    |                              |                           |                     |                     |                 |                  |                               |
| 9 DEUDA PÚBLICA  |                    |                              |                           |                     |                     |                 |                  |                               |





MUNICIPIO DE TLAHUELIPAN  
R.F.C. MTL850101A20  
ESTADO ANALÍTICO DEL EJERCICIO DEL PRESUPUESTO POR FUENTE DE FINANCIAMIENTO.  
DEL 1 AL 30 DE SEPTIEMBRE DE 2022.

| Ejercicio del Presupuesto   | Egreso Aprobado -1   | Ampliaciones/Reducciones -2 | Egreso Modificado (3=1+2) | Egreso Comprometido  | Egreso Devengado -4  | Egreso Ejercido      | Egreso Pagado -5     | Subejercicio III+ (6=3-4) III+ |
|---|----------------------|-----------------------------|---------------------------|----------------------|----------------------|----------------------|----------------------|--------------------------------|
| <b>FONDO GENERAL DE PARTICIPACIONES</b>                                       | <b>17,608,657.00</b> | <b>1,424,740.00</b>         | <b>19,033,397.00</b>      | <b>14,557,344.77</b> | <b>14,557,344.77</b> | <b>14,557,344.77</b> | <b>14,340,981.99</b> | <b>4,476,052.23</b>            |
| 1 SERVICIOS PERSONALES  | 16,977,624.08        | 601,220.32                  | 17,578,844.40             | 12,083,108.27        | 12,083,108.27        | 12,083,108.27        | 11,979,245.49        | 5,498,736.13                   |
| 1.1 REMUNER. AL PERS. D/CARÁCTER PERMANENTE                                   | 13,584,823.14        | 160,376.79                  | 13,745,199.93             | 10,150,100.51        | 10,150,100.51        | 10,150,100.51        | 10,136,020.20        | 3,595,099.42                   |
| 1.1.3 SUELDOS BASE AL PERSONAL PERMANENTE                                     | 13,584,823.14        | 160,376.79                  | 13,745,199.93             | 10,150,100.51        | 10,150,100.51        | 10,150,100.51        | 10,136,020.20        | 3,595,099.42                   |
| 1.1.3.1 SUELDOS BASE AL PERSONAL PERMANENTE                                   | 13,584,823.14        | 160,376.79                  | 13,745,199.93             | 10,150,100.51        | 10,150,100.51        | 10,150,100.51        | 10,136,020.20        | 3,595,099.42                   |
| 1.2 REMUNER. A PERSONAL D/CARÁCT. TRANSIT.                                    | 151,200.00           | 450,397.50                  | 601,597.50                | 387,892.50           | 387,892.50           | 387,892.50           | 387,892.50           | 213,705.00                     |
| 1.2.2 SUELDOS BASE AL PERSONAL EVENTUAL                                       | 151,200.00           | 450,397.50                  | 601,597.50                | 387,892.50           | 387,892.50           | 387,892.50           | 387,892.50           | 213,705.00                     |
| 1.2.2.1 SUELDOS BASE A PERSONAL EVENTUAL                                      | 151,200.00           | 450,397.50                  | 601,597.50                | 387,892.50           | 387,892.50           | 387,892.50           | 387,892.50           | 213,705.00                     |
| 1.3 REMUNERACIONES ADICIONALES Y ESPECIALES                                   | 2,361,240.05         | 38,525.32                   | 2,399,765.37              | 861,643.72           | 861,643.72           | 861,643.72           | 813,294.55           | 1,538,121.65                   |
| 1.3.1 PRIMAS POR AÑOS DE SERV. EFECT. PRESTADOS                               | 50,477.88            | -                           | 50,477.88                 | 10,577.55            | 10,577.55            | 10,577.55            | 10,577.55            | 39,900.33                      |
| 1.3.1.1 PRIMAS POR AÑOS DE SERVICIOS EFECTIVAMENTE PRESTADOS                  | 50,477.88            | -                           | 50,477.88                 | 10,577.55            | 10,577.55            | 10,577.55            | 10,577.55            | 39,900.33                      |
| 1.3.2 PRIMAS DE VACACIONES Y GRATIF. D/FIN DE AÑO                             | 1,612,803.33         | 26,583.33                   | 1,639,386.66              | 159,246.16           | 159,246.16           | 159,246.16           | 158,624.53           | 1,480,140.50                   |
| 1.3.2.1 PRIMAS DE VACACIONAL  | 228,933.74           | 128,280.51                  | 357,214.25                | 110,121.80           | 110,121.80           | 110,121.80           | 109,883.59           | 247,092.45                     |
| 1.3.2.2 AGUINALDO O GRATIFICACION DE FIN DE AÑO                               | 1,383,869.59         | 101,697.18                  | 1,282,172.41              | 49,124.36            | 49,124.36            | 49,124.36            | 48,740.94            | 1,233,048.05                   |
| 1.3.3 HORAS EXTRAORDINARIAS   | 132,958.84           | 132,958.84                  | 265,917.68                | 6,055.80             | 6,055.80             | 6,055.80             | 6,055.80             | 6,055.80                       |
| 1.3.3.1 HORAS EXTRAORDINARIAS   | 132,958.84           | 132,958.84                  | 265,917.68                | 6,055.80             | 6,055.80             | 6,055.80             | 6,055.80             | 6,055.80                       |
| 1.3.4 COMPENSACIONES  | 565,000.00           | 144,900.83                  | 709,900.83                | 685,764.21           | 685,764.21           | 685,764.21           | 644,092.47           | 6,055.80                       |
| 1.3.4.1 COMPENSACIONES  | 565,000.00           | 144,900.83                  | 709,900.83                | 685,764.21           | 685,764.21           | 685,764.21           | 644,092.47           | 6,055.80                       |
| 1.5 OTRAS PRESTACIONES SOCIALES Y ECONÓMICAS                                  | 880,359.89           | 48,083.29                   | 928,443.18                | 683,471.54           | 683,471.54           | 683,471.54           | 642,038.24           | 24,136.62                      |
| 1.5.2 INDEMNIZACIONES   | 22,051.97            | 7,445.14                    | 29,497.11                 | 98,491.19            | 98,491.19            | 98,491.19            | 98,491.19            | 148,805.06                     |
| 1.5.2.1 INDEMNIZACIONES   | 22,051.97            | 7,445.14                    | 29,497.11                 | 98,491.19            | 98,491.19            | 98,491.19            | 98,491.19            | 148,805.06                     |
| 1.5.4 OTRAS PRESTACIONES CONTRACTUALES  | 534,307.92           | 41,778.43                   | 576,086.35                | 360,230.35           | 360,230.35           | 360,230.35           | 330,727.55           | 68,994.08                      |
| 1.5.4.1 OTRAS PRESTACIONES CONTRACTUALES                                      | 534,307.92           | 41,778.43                   | 576,086.35                | 360,230.35           | 360,230.35           | 360,230.35           | 330,727.55           | 68,994.08                      |
| 1.5.4.2 COMPENSACION GARANTIZADA (GRATIFICACION)                              | -                    | 4,400.00                    | 4,400.00                  | 3,200.00             | 3,200.00             | 3,200.00             | 327,927.55           | 132,299.14                     |
| 1.5.9 OTRAS PRESTACIONES SOCIALES Y ECONÓMICAS                                | 324,000.00           | 13,750.00                   | 337,750.00                | 224,750.00           | 224,750.00           | 224,750.00           | 2,800.00             | 1,200.00                       |
| 1.5.9.1 OTRAS PRESTACIONES SOCIALES Y ECONÓMICAS (CANASTA BASICA)             | 324,000.00           | 13,750.00                   | 337,750.00                | 224,750.00           | 224,750.00           | 224,750.00           | 212,819.50           | 85,500.00                      |
| 1.6 PREVISIONES   | 1.00                 | 4.00                        | 5.00                      | -                    | -                    | -                    | -                    | 85,500.00                      |
| 1.6.1 PREV. CARACTER LAB. ECON. Y SEG. SOCIAL                                 | 1.00                 | 4.00                        | 5.00                      | -                    | -                    | -                    | -                    | -                              |
| 1.6.1.1 PREV. CARACTER LABORAL ECONOMICO Y SEGURIDAD SOCIAL                   | 1.00                 | 4.00                        | 5.00                      | -                    | -                    | -                    | -                    | 5.00                           |
| 2 MATERIALES Y SUMINISTROS  | -                    | -                           | -                         | -                    | -                    | -                    | -                    | 5.00                           |
| 2.1 MATERIALES DE ADMINISTRACION, EMISION DE DOCUMENTOS Y ARTICULOS OFICIALES | 500.00               | 500.00                      | 500.00                    | 28,999.00            | 28,999.00            | 28,999.00            | 28,999.00            | 28,499.00                      |
| 2.1.1 MATERIALES, ÚTILES Y EQUIPOS MENORES DE OFICINA                         | -                    | -                           | -                         | 6,780.00             | 6,780.00             | 6,780.00             | 6,780.00             | 6,780.00                       |
| 2.1.1.1 MATERIALES ÚTILES Y EQUIPOS MENORES DE OFICINA                        | -                    | -                           | -                         | 6,780.00             | 6,780.00             | 6,780.00             | 6,780.00             | 6,780.00                       |
| 2.4 MATERIALES Y ART. D/CONSTR. Y DE REPAR.                                   | -                    | -                           | -                         | 17,719.00            | 17,719.00            | 17,719.00            | 17,719.00            | 17,719.00                      |





MUNICIPIO DE TLAHUELILPAN  
R.F.C. MTL850101A20  
ESTADO ANALÍTICO DEL EJERCICIO DEL PRESUPUESTO POR FUENTE DE FINANCIAMIENTO.  
DEL 1 AL 30 DE SEPTIEMBRE DE 2022.

| Ejercicio del Presupuesto         | Egreso Aprobado -1  | Ampliaciones/Reducciones -2 | Egreso Modificado (3=1+2) | Egreso Comprometido | Egreso Devengado -4 | Egreso Ejercido     | Egreso Pagado -5    | Subejercicio III (6=3-4) III+ III+ |
|-----------------------------------|---------------------|-----------------------------|---------------------------|---------------------|---------------------|---------------------|---------------------|------------------------------------|
| 2.4.7                             |                     |                             |                           | 17,719.00           | 17,719.00           | 17,719.00           | 17,719.00           | -                                  |
| 2.4.7.1                           |                     |                             |                           | 17,719.00           | 17,719.00           | 17,719.00           | 17,719.00           | -                                  |
| 2.6                               |                     | 500.00                      | 500.00                    | 500.00              | 500.00              | 500.00              | 500.00              | -                                  |
| 2.6.1                             |                     | 500.00                      | 500.00                    | 500.00              | 500.00              | 500.00              | 500.00              | -                                  |
| 2.6.1.1                           |                     | 500.00                      | 500.00                    | 500.00              | 500.00              | 500.00              | 500.00              | -                                  |
| 2.7                               |                     |                             |                           | 4,000.00            | 4,000.00            | 4,000.00            | 4,000.00            | -                                  |
| 2.7.3                             |                     |                             |                           | 4,000.00            | 4,000.00            | 4,000.00            | 4,000.00            | -                                  |
| 2.7.3.1                           |                     |                             |                           | 4,000.00            | 4,000.00            | 4,000.00            | 4,000.00            | -                                  |
| 3                                 | 208.80              | 862,411.80                  | 862,620.60                | 1,915,925.32        | 1,915,925.32        | 1,915,925.32        | 1,803,425.32        | 1,053,304.72                       |
| 3.4                               | 208.80              | 208.80                      | -                         | -                   | -                   | -                   | -                   | -                                  |
| 3.4.1                             | 208.80              | 208.80                      | -                         | -                   | -                   | -                   | -                   | -                                  |
| 3.4.1.1                           | 208.80              | 208.80                      | -                         | -                   | -                   | -                   | -                   | -                                  |
| 3.6                               | -                   | -                           | -                         | -                   | -                   | -                   | -                   | -                                  |
| 3.6.2                             | -                   | -                           | 34,220.00                 | 34,220.00           | 34,220.00           | 34,220.00           | 34,220.00           | -                                  |
| 3.6.2.1                           | -                   | -                           | 34,220.00                 | 34,220.00           | 34,220.00           | 34,220.00           | 34,220.00           | -                                  |
| 3.7                               | -                   | -                           | 34,220.00                 | 34,220.00           | 34,220.00           | 34,220.00           | 34,220.00           | -                                  |
| 3.7.2                             | -                   | 95.00                       | 95.00                     | 95.00               | 95.00               | 95.00               | 95.00               | -                                  |
| 3.7.2.1                           | -                   | 95.00                       | 95.00                     | 95.00               | 95.00               | 95.00               | 95.00               | -                                  |
| 3.8                               | -                   | 95.00                       | 95.00                     | 95.00               | 95.00               | 95.00               | 95.00               | -                                  |
| 3.8.2                             | -                   | 456,306.60                  | 456,306.60                | 1,216,668.32        | 1,216,668.32        | 1,216,668.32        | 1,104,168.32        | 760,361.72                         |
| 3.8.2.1                           | -                   | 456,306.60                  | 456,306.60                | 1,216,668.32        | 1,216,668.32        | 1,216,668.32        | 1,104,168.32        | 760,361.72                         |
| 3.9                               | -                   | 456,306.60                  | 456,306.60                | 1,216,668.32        | 1,216,668.32        | 1,216,668.32        | 1,104,168.32        | 760,361.72                         |
| 3.9.8                             | -                   | 406,219.00                  | 406,219.00                | 664,942.00          | 664,942.00          | 664,942.00          | 664,942.00          | 258,723.00                         |
| 3.9.8.1                           | -                   | 406,219.00                  | 406,219.00                | 664,942.00          | 664,942.00          | 664,942.00          | 664,942.00          | 258,723.00                         |
| 4                                 | 630,824.12          | 39,392.12                   | 591,432.00                | 529,312.18          | 529,312.18          | 529,312.18          | 529,312.18          | 62,119.82                          |
| 4.4                               | 630,824.12          | 39,392.12                   | 591,432.00                | 529,312.18          | 529,312.18          | 529,312.18          | 529,312.18          | 62,119.82                          |
| 4.4.1                             |                     | 85,019.00                   | 85,019.00                 | 113,739.00          | 113,739.00          | 113,739.00          | 113,739.00          | 28,720.00                          |
| 4.4.1.1                           |                     | 85,019.00                   | 85,019.00                 | 113,739.00          | 113,739.00          | 113,739.00          | 113,739.00          | 28,720.00                          |
| 4.4.3                             |                     |                             |                           | 82,247.18           | 82,247.18           | 82,247.18           | 82,247.18           | 82,247.18                          |
| 4.4.3.1                           |                     |                             |                           | 82,247.18           | 82,247.18           | 82,247.18           | 82,247.18           | 82,247.18                          |
| 4.4.5                             | 630,824.12          | 124,411.12                  | 506,413.00                | 333,326.00          | 333,326.00          | 333,326.00          | 333,326.00          | 173,087.00                         |
| 4.4.5.1                           | 630,824.12          | 124,411.12                  | 506,413.00                | 333,326.00          | 333,326.00          | 333,326.00          | 333,326.00          | 173,087.00                         |
| 5                                 |                     |                             |                           |                     |                     |                     |                     |                                    |
| 5                                 |                     |                             |                           |                     |                     |                     |                     |                                    |
| 6                                 |                     |                             |                           |                     |                     |                     |                     |                                    |
| 6                                 |                     |                             |                           |                     |                     |                     |                     |                                    |
| 7                                 |                     |                             |                           |                     |                     |                     |                     |                                    |
| 7                                 |                     |                             |                           |                     |                     |                     |                     |                                    |
| 8                                 |                     |                             |                           |                     |                     |                     |                     |                                    |
| 8                                 |                     |                             |                           |                     |                     |                     |                     |                                    |
| 9                                 |                     |                             |                           |                     |                     |                     |                     |                                    |
| 9                                 |                     |                             |                           |                     |                     |                     |                     |                                    |
| <b>FONDO DE FOMENTO MUNICIPAL</b> | <b>3,568,685.00</b> | <b>325,317.00</b>           | <b>8,894,002.00</b>       | <b>4,449,604.74</b> | <b>4,449,604.74</b> | <b>4,449,604.74</b> | <b>4,409,756.42</b> | <b>4,444,397.26</b>                |
| 1                                 |                     |                             |                           |                     |                     |                     |                     |                                    |
| 1.1                               | 4,618,999.71        | 166,584.48                  | 4,785,584.19              | 2,306,460.00        | 2,306,460.00        | 2,306,460.00        | 2,266,611.68        | 2,479,124.19                       |
| 1.1                               | 3,713,631.94        | 152,947.66                  | 3,560,584.28              | 2,277,000.00        | 2,277,000.00        | 2,277,000.00        | 2,237,151.68        | 1,283,584.28                       |



MUNICIPIO DE TLAHUELILPAN  
R.F.C. MTL850101A20  
ESTADO ANALÍTICO DEL EJERCICIO DEL PRESUPUESTO POR FUENTE DE FINANCIAMIENTO.  
DEL 1 AL 30 DE SEPTIEMBRE DE 2022.

| Ejercicio del Presupuesto                        | Egreso Aprobado -1  | Ampliaciones/ Reducciones -2 | Egreso Modificado (3=1+2) | Egreso Comprometido | Egreso Devengado -4 | Egreso Ejercido     | Egreso Pagado -5    | Subejercicio III (6=3-4) III+ |
|--|---------------------|------------------------------|---------------------------|---------------------|---------------------|---------------------|---------------------|-------------------------------|
| 1.1.1 DIETAS                                     | 3,713,531.94        | -                            | 3,560,584.28              | 2,277,000.00        | 2,277,000.00        | 2,277,000.00        | 2,237,151.68        | 1,283,584.28                  |
| 1.1.1.1 DIETAS                                   | 3,713,531.94        | -                            | 3,560,584.28              | 2,277,000.00        | 2,277,000.00        | 2,277,000.00        | 2,237,151.68        | 1,283,584.28                  |
| 1.3 REMUNERACIONES ADICIONALES Y ESPECIALES      | 905,467.77          | 319,532.14                   | 1,224,999.91              | 29,460.00           | 29,460.00           | 29,460.00           | 29,460.00           | 1,195,539.91                  |
| 1.3.2 PRIMAS DE VAC.DOM.Y GRATIF. DFIN DE AÑO    | 905,467.77          | 319,532.14                   | 1,224,999.91              | 29,460.00           | 29,460.00           | 29,460.00           | 29,460.00           | 1,195,539.91                  |
| 1.3.2.2 AGUINALDO O GRATIFICACIÓN DE FIN DE AÑO  | 905,467.77          | 319,532.14                   | 1,224,999.91              | 29,460.00           | 29,460.00           | 29,460.00           | 29,460.00           | 1,195,539.91                  |
| <b>2 MATERIALES Y SUMINISTROS</b>                | <b>684,000.00</b>   | -                            | <b>684,000.00</b>         | <b>908,257.95</b>   | <b>908,257.95</b>   | <b>908,257.95</b>   | <b>908,257.95</b>   | <b>224,257.95</b>             |
| 2.6 COMBUSTIBLES, LUBRICANTES Y ADITIVOS         | 684,000.00          | -                            | 684,000.00                | 907,677.95          | 907,677.95          | 907,677.95          | 907,677.95          | 223,677.95                    |
| 2.6.1 COMBUSTIBLES, LUBRICANTES Y ADITIVOS       | 684,000.00          | -                            | 684,000.00                | 907,677.95          | 907,677.95          | 907,677.95          | 907,677.95          | 223,677.95                    |
| 2.6.1.1 COMBUSTIBLES, LUBRICANTES Y ADITIVOS     | 684,000.00          | -                            | 684,000.00                | 907,677.95          | 907,677.95          | 907,677.95          | 907,677.95          | 223,677.95                    |
| 2.7 VEST.BLANCOS, PREND.D/PROT.Y ART.DEP.        |                     |                              |                           | 580.00              | 580.00              | 580.00              | 580.00              | 580.00                        |
| 2.7.4 PRODUCTOS TEXTILES                         |                     |                              |                           | 580.00              | 580.00              | 580.00              | 580.00              | 580.00                        |
| 2.7.4.1 PRODUCTOS TEXTILES                       |                     |                              |                           | 580.00              | 580.00              | 580.00              | 580.00              | 580.00                        |
| <b>3 SERVICIOS GENERALES</b>                     | <b>3,265,685.29</b> | <b>316,259.75</b>            | <b>2,949,425.54</b>       | <b>1,196,769.23</b> | <b>1,196,769.23</b> | <b>1,196,769.23</b> | <b>1,196,769.23</b> | <b>1,752,656.31</b>           |
| 3.1 SERVICIOS BÁSICOS                            | 886,552.00          | 790,920.70                   | 1,677,472.70              | 815,324.00          | 815,324.00          | 815,324.00          | 815,324.00          | 862,148.70                    |
| 3.1.1 ENERGÍA ELÉCTRICA                          | 847,012.00          | 786,558.70                   | 1,633,570.70              | 775,185.00          | 775,185.00          | 775,185.00          | 775,185.00          | 858,385.70                    |
| 3.1.1.1 ENERGÍA ELÉCTRICA                        | 847,012.00          | 786,558.70                   | 1,633,570.70              | 775,185.00          | 775,185.00          | 775,185.00          | 775,185.00          | 858,385.70                    |
| 3.1.4 TELEFONÍA TRADICIONAL                      | 39,540.00           | 4,362.00                     | 43,902.00                 | 40,139.00           | 40,139.00           | 40,139.00           | 40,139.00           | 3,763.00                      |
| 3.1.4.1 TELEFONÍA TRADICIONAL                    | 39,540.00           | 4,362.00                     | 43,902.00                 | 40,139.00           | 40,139.00           | 40,139.00           | 40,139.00           | 3,763.00                      |
| 3.2 SERVICIOS DE ARRENDAMIENTO                   | 194,275.00          | 86,620.05                    | 280,895.05                | 35,035.60           | 35,035.60           | 35,035.60           | 35,035.60           | 245,859.45                    |
| 3.2.3 ARREND.D/IMOB.Y EPO.D/ADMON. EDUC.Y REC.   |                     |                              |                           | 15,346.80           | 15,346.80           | 15,346.80           | 15,346.80           | 15,346.80                     |
| 3.2.3.1 ARRENDAMIENTO DE EQUIPO Y BIENES         |                     |                              |                           | 10,231.20           | 10,231.20           | 10,231.20           | 10,231.20           | 10,231.20                     |
| 3.2.3.1 INFORMÁTICOS                             |                     |                              |                           |                     |                     |                     |                     |                               |
| 3.2.3.2 ARREND.D/IMOB.Y EPO.D/ADMON. EDUC.Y REC. |                     |                              |                           | 5,115.60            | 5,115.60            | 5,115.60            | 5,115.60            | 5,115.60                      |
| 3.2.6 ARRENDAMIENTO D/MAQ. OTROS EQPOS Y HERR.   | 130,475.00          | -                            | 130,475.00                | 11,360.00           | 11,360.00           | 11,360.00           | 11,360.00           | 119,115.00                    |
| 3.2.6.1 ARRENDAMIENTO D/MAQ. OTROS EQPOS Y HERR. | 130,475.00          | -                            | 130,475.00                | 11,360.00           | 11,360.00           | 11,360.00           | 11,360.00           | 119,115.00                    |
| 3.2.7 ARRENDAMIENTO DE ACTIVOS INTANGIBLES       | 63,800.00           | -                            | 63,800.00                 | -                   | -                   | -                   | -                   | 63,800.00                     |
| 3.2.7.1 ARRENDAMIENTO DE ACTIVOS INTANGIBLES     | 63,800.00           | -                            | 63,800.00                 | -                   | -                   | -                   | -                   | 63,800.00                     |
| 3.2.9 OTROS ARRENDAMIENTOS                       |                     | 86,620.05                    | 86,620.05                 | 8,328.80            | 8,328.80            | 8,328.80            | 8,328.80            | 78,291.25                     |
| 3.2.9.1 OTROS ARRENDAMIENTOS                     |                     | 86,620.05                    | 86,620.05                 | 8,328.80            | 8,328.80            | 8,328.80            | 8,328.80            | 78,291.25                     |
| 3.3 SERV.PROF.CIENT.TÉCN.Y OTROS SERVICIOS       | 42,398.00           | -                            | 42,398.00                 | 12,249.60           | 12,249.60           | 12,249.60           | 12,249.60           | 30,148.40                     |
| 3.3.6 SERV./D/POYO ADM.TRAD.FOT.E IMPRES.        | 42,398.00           | -                            | 42,398.00                 | 12,249.60           | 12,249.60           | 12,249.60           | 12,249.60           | 30,148.40                     |
| 3.3.6.1 SERVICIOS RELACIONADOS CON TRADUCCIONES  | 42,398.00           | -                            | 42,398.00                 | 12,249.60           | 12,249.60           | 12,249.60           | 12,249.60           | 30,148.40                     |
| 3.3.6.4 IMPRESIÓN Y ELABORACIÓN DE MATERIAL      |                     |                              |                           |                     |                     |                     |                     |                               |
| 3.3.6.4 INFORMATIVO, LIBROS, REVISTAS FOLLETOS   |                     |                              |                           | 12,249.60           | 12,249.60           | 12,249.60           | 12,249.60           | 12,249.60                     |
| 3.4 SERVICIOS FINAN.BANC.Y COMERCIALES           | 200.00              | -                            | 200.00                    | -                   | -                   | -                   | -                   | 200.00                        |
| 3.4.1 SERVICIOS FINAN.C.Y BANCARIOS              | 200.00              | -                            | 200.00                    | -                   | -                   | -                   | -                   | 200.00                        |
| 3.4.1.1 SERVICIOS FINAN Y BANCARIOS              | 200.00              | -                            | 200.00                    | -                   | -                   | -                   | -                   | 200.00                        |
| 3.5 SERV./INST.REPAR.MANTTO Y CONSERVACIÓN       | 941,344.29          | -                            | 941,344.29                | 334,160.03          | 334,160.03          | 334,160.03          | 334,160.03          | 607,184.26                    |
| 3.5.1 CONSERV.Y MANTTO MENOR D/INMUEBLES         | 45,605.00           | -                            | 45,605.00                 | 8,840.00            | 8,840.00            | 8,840.00            | 8,840.00            | 36,765.00                     |



MUNICIPIO DE TLAHUELILPAN

R.F.C. MTL850101A20

ESTADO ANALÍTICO DEL EJERCICIO DEL PRESUPUESTO POR FUENTE DE FINANCIAMIENTO.  
DEL 1 AL 30 DE SEPTIEMBRE DE 2022.

| Ejercicio del Presupuesto | Egreso Aprobado -1   | Ampliaciones/ Reducciones -2 | Egreso Modificado (3=1+2) | Egreso Comprometido | Egreso Devengado -4 | Egreso Ejercido     | Egreso Pagado -5    | Subejercicio III+ III+ (6=3-4) III+ |
|---------------------------|----------------------|------------------------------|---------------------------|---------------------|---------------------|---------------------|---------------------|-------------------------------------|
| 3.5.1.1                   | 45,605.00            | -                            | 45,605.00                 | 8,840.00            | 8,840.00            | 8,840.00            | 8,840.00            | 36,765.00                           |
| 3.5.5                     | 15,394.00            | -                            | 15,394.00                 | -                   | -                   | -                   | -                   | 15,394.00                           |
| 3.5.8                     | 880,345.29           | -                            | 880,345.29                | 325,320.03          | 325,320.03          | 325,320.03          | 325,320.03          | 555,025.26                          |
| 3.9                       | 1,200,916.00         | 1,193,800.50                 | 2,394,716.50              | 325,320.03          | 325,320.03          | 325,320.03          | 325,320.03          | 555,025.26                          |
| 3.9.2                     | 12,198.00            | 5,082.50                     | 17,280.50                 | -                   | -                   | -                   | -                   | 7,115.50                            |
| 3.9.2.1                   | 12,198.00            | 5,082.50                     | 17,280.50                 | -                   | -                   | -                   | -                   | 7,115.50                            |
| 3.9.8                     | 1,188,718.00         | -                            | 1,188,718.00              | -                   | -                   | -                   | -                   | 7,115.50                            |
| 3.9.8.1                   | 1,188,718.00         | 1,188,718.00                 | 2,377,436.00              | -                   | -                   | -                   | -                   | 7,115.50                            |
| 4                         | -                    | 474,992.27                   | 474,992.27                | 38,117.56           | 38,117.56           | 38,117.56           | 38,117.56           | 436,874.71                          |
| 4.4                       | -                    | 474,992.27                   | 474,992.27                | 38,117.56           | 38,117.56           | 38,117.56           | 38,117.56           | 436,874.71                          |
| 4.4.1                     | -                    | 474,992.27                   | 474,992.27                | 38,117.56           | 38,117.56           | 38,117.56           | 38,117.56           | 436,874.71                          |
| 4.4.1.1                   | -                    | 474,992.27                   | 474,992.27                | 38,117.56           | 38,117.56           | 38,117.56           | 38,117.56           | 436,874.71                          |
| 4.4.1.3                   | -                    | 474,992.27                   | 474,992.27                | 38,117.56           | 38,117.56           | 38,117.56           | 38,117.56           | 436,874.71                          |
| 5                         | -                    | -                            | -                         | -                   | -                   | -                   | -                   | -                                   |
| 6                         | -                    | -                            | -                         | -                   | -                   | -                   | -                   | -                                   |
| 7                         | -                    | -                            | -                         | -                   | -                   | -                   | -                   | -                                   |
| 8                         | -                    | -                            | -                         | -                   | -                   | -                   | -                   | -                                   |
| 9                         | -                    | -                            | -                         | -                   | -                   | -                   | -                   | -                                   |
| <b>1</b>                  | <b>13,732,946.00</b> | <b>394,318.00</b>            | <b>14,127,264.00</b>      | <b>8,844,183.88</b> | <b>8,844,183.88</b> | <b>8,844,183.88</b> | <b>8,804,171.95</b> | <b>5,283,080.12</b>                 |
| 1.1                       | 7,382,112.22         | 24,656.82                    | 7,406,769.04              | 4,360,028.29        | 4,360,028.29        | 4,360,028.29        | 4,319,966.36        | 3,046,740.75                        |
| 1.1.3                     | 5,778,860.64         | 19,934.11                    | 5,798,794.75              | 3,900,961.88        | 3,900,961.88        | 3,900,961.88        | 3,882,835.15        | 1,897,832.87                        |
| 1.1.3.1                   | 5,778,860.64         | 19,934.11                    | 5,798,794.75              | 3,900,961.88        | 3,900,961.88        | 3,900,961.88        | 3,882,835.15        | 1,897,832.87                        |
| 1.3                       | 1,361,767.18         | 20,468.86                    | 1,382,236.04              | 264,278.65          | 264,278.65          | 264,278.65          | 261,937.95          | 1,897,832.87                        |
| 1.3.1                     | 1,361,767.18         | 20,468.86                    | 1,382,236.04              | 264,278.65          | 264,278.65          | 264,278.65          | 261,937.95          | 1,897,832.87                        |
| 1.3.1.1                   | -                    | 2,413.35                     | 2,413.35                  | 3,872.53            | 3,872.53            | 3,872.53            | 3,872.53            | 1,459.18                            |
| 1.3.1.2                   | -                    | 2,413.35                     | 2,413.35                  | 3,872.53            | 3,872.53            | 3,872.53            | 3,872.53            | 1,459.18                            |
| 1.3.2                     | 1,073,767.18         | 107,055.51                   | 1,180,822.69              | 108,406.12          | 108,406.12          | 108,406.12          | 108,406.12          | 1,072,416.57                        |
| 1.3.2.1                   | 96,314.34            | 11,032.22                    | 107,346.56                | 51,016.04           | 51,016.04           | 51,016.04           | 51,016.04           | 56,330.52                           |
| 1.3.2.2                   | 97,452.84            | 96,023.29                    | 1,970,476.13              | 57,390.08           | 57,390.08           | 57,390.08           | 57,390.08           | 1,016,086.05                        |
| 1.3.4                     | 288,000.00           | 89,000.00                    | 377,000.00                | 152,000.00          | 152,000.00          | 152,000.00          | 149,659.30          | 47,000.00                           |
| 1.3.4.1                   | 288,000.00           | 89,000.00                    | 377,000.00                | 152,000.00          | 152,000.00          | 152,000.00          | 149,659.30          | 47,000.00                           |
| 1.5                       | 217,484.40           | 43,046.15                    | 260,530.55                | 145,237.76          | 145,237.76          | 145,237.76          | 133,893.26          | 29,200.49                           |
| 1.5.2                     | 217,484.40           | 43,046.15                    | 260,530.55                | 145,237.76          | 145,237.76          | 145,237.76          | 133,893.26          | 29,200.49                           |
| 1.5.2.1                   | -                    | 18,066.46                    | 18,066.46                 | 31,442.29           | 31,442.29           | 31,442.29           | 31,442.29           | 13,375.83                           |
| 1.5.2.2                   | -                    | 18,066.46                    | 18,066.46                 | 31,442.29           | 31,442.29           | 31,442.29           | 31,442.29           | 13,375.83                           |





MUNICIPIO DE TLAHUELILPAN  
R.F.C. MTL850101A20  
ESTADO ANALÍTICO DEL EJERCICIO DEL PRESUPUESTO POR FUENTE DE FINANCIAMIENTO.  
DEL 1 AL 30 DE SEPTIEMBRE DE 2022.

| Ejercicio del Presupuesto   | Egreso Aprobado -1 | Ampliaciones/ Reducciones -2 | Egreso Modificado (3=1+2) | Egreso Comprometido | Egreso Devengado -4 | Egreso Ejercido | Egreso Pagado -5 | Subejercicio III (6=3-4) III+ |
|---|--------------------|------------------------------|---------------------------|---------------------|---------------------|-----------------|------------------|-------------------------------|
| 1.5.4 PRESTACIONES CONTRACTUALES  | 211,484.40         | -                            | 152,371.79                | 113,295.47          | 113,295.47          | 113,295.47      | 101,950.97       | 39,076.32                     |
| 1.5.4.1 OTRAS PRESTACIONES CONTRACTUALES                                      | 125,084.40         | -                            | 112,571.79                | 84,295.47           | 84,295.47           | 84,295.47       | 75,750.97        | 28,276.32                     |
| 1.5.4.2 COMPENSACION GARANTIZADA (GRATIFICACION)                              | 86,400.00          | -                            | 39,800.00                 | 29,000.00           | 29,000.00           | 29,000.00       | 26,200.00        | 10,800.00                     |
| 1.5.9 OTRAS PRESTACIONES SOCIALES Y ECONÓMICAS                                | 6,000.00           | -                            | 4,000.00                  | 500.00              | 500.00              | 500.00          | 500.00           | 3,500.00                      |
| 1.5.9.1 OTRAS PRESTACIONES SOCIALES Y ECONÓMICAS (CANASTA BASICA)             | 6,000.00           | -                            | 4,000.00                  | 500.00              | 500.00              | 500.00          | 500.00           | 3,500.00                      |
| 1.7 PAGO DE ESTÍMULOS A SERVIDORES PÚBLICOS                                   | 24,000.00          | -                            | 51,300.00                 | 49,550.00           | 49,550.00           | 49,550.00       | 41,300.00        | 1,750.00                      |
| 1.7.1 ESTÍMULOS   | 24,000.00          | -                            | 51,300.00                 | 49,550.00           | 49,550.00           | 49,550.00       | 41,300.00        | 1,750.00                      |
| 1.7.1.1 ESTÍMULOS   | 24,000.00          | -                            | 51,300.00                 | 49,550.00           | 49,550.00           | 49,550.00       | 41,300.00        | 1,750.00                      |
| 2 MATERIALES Y SUMINISTROS  | 1,659,840.00       | -                            | 1,221,712.95              | 1,110,402.30        | 1,110,402.30        | 1,110,402.30    | 1,110,402.30     | 111,310.65                    |
| 2.1 MATERIALES DE ADMINISTRACIÓN, EMISIÓN DE DOCUMENTOS Y ARTÍCULOS OFICIALES | 37,200.00          | -                            | 35,035.00                 | 75,590.59           | 75,590.59           | 75,590.59       | 75,590.59        | 40,555.59                     |
| 2.1.1 MATERIALES, ÚTILES Y EQUIPOS MENORES DE OFICINA                         | 30,000.00          | 235.00                       | 30,235.00                 | 12,735.00           | 12,735.00           | 12,735.00       | 12,735.00        | 17,500.00                     |
| 2.1.1.1 MATERIALES ÚTILES Y EQUIPOS MENORES DE OFICINA                        | 30,000.00          | 235.00                       | 30,235.00                 | 12,735.00           | 12,735.00           | 12,735.00       | 12,735.00        | 17,500.00                     |
| 2.1.4 MAT. ÚTIL. Y EQPOS MEN. TECN. D.L INF. Y COM. Y COM.                    | 7,200.00           | -                            | 4,800.00                  | 62,855.59           | 62,855.59           | 62,855.59       | 62,855.59        | 58,055.59                     |
| 2.1.4.1 MAT. ÚTIL. Y EQUIPOS MEN. TECN. D.L INF. Y COM.                       | 7,200.00           | -                            | 4,800.00                  | 62,855.59           | 62,855.59           | 62,855.59       | 62,855.59        | 58,055.59                     |
| 2.2 ALIMENTOS Y UTENSILIOS  | 10,200.00          | -                            | 6,800.00                  | 11,855.01           | 11,855.01           | 11,855.01       | 11,855.01        | 5,055.01                      |
| 2.2.1 PRODUCTOS ALIMENTICIOS PARA PERSONAS                                    | 10,200.00          | -                            | 6,800.00                  | 11,855.01           | 11,855.01           | 11,855.01       | 11,855.01        | 5,055.01                      |
| 2.2.1.1 PRODUCTOS ALIMENTICIOS PARA PERSONAS                                  | 10,200.00          | -                            | 6,800.00                  | 11,855.01           | 11,855.01           | 11,855.01       | 11,855.01        | 5,055.01                      |
| 2.4 MATERIALES Y ART. D/CONST. Y DE REPAR.                                    | 10,000.00          | 37,667.10                    | 47,667.10                 | 47,667.10           | 47,667.10           | 47,667.10       | 47,667.10        | 5,055.01                      |
| 2.4.6 MATERIAL ELÉCTRICO Y ELECTRÓNICO  | 10,000.00          | 46,911.10                    | 46,911.10                 | 46,911.10           | 46,911.10           | 46,911.10       | 46,911.10        | -                             |
| 2.4.6.1 MATERIAL ELÉCTRICO Y ELECTRÓNICO                                      | 10,000.00          | 46,911.10                    | 46,911.10                 | 46,911.10           | 46,911.10           | 46,911.10       | 46,911.10        | -                             |
| 2.4.9 OTROS MATERIALES Y ART. D/CONST. Y REPAR.                               | 10,000.00          | 9,244.00                     | 756.00                    | 756.00              | 756.00              | 756.00          | 756.00           | -                             |
| 2.4.9.1 OTROS MATERIALES Y ARTÍCULOS DE CONSTRUCCIÓN Y REPARACIÓN             | 10,000.00          | 9,244.00                     | 756.00                    | 756.00              | 756.00              | 756.00          | 756.00           | -                             |
| 2.5 PRODUCTOS QUÍM. FARMAC. Y DE LABORATORIO                                  | 121,800.00         | -                            | 82,652.00                 | 18,177.00           | 18,177.00           | 18,177.00       | 18,177.00        | 64,475.00                     |
| 2.5.2 FERTILIZANTES, PESTIC. Y OTROS AGROQ.                                   | 121,800.00         | -                            | 82,652.00                 | 500.00              | 500.00              | 500.00          | 500.00           | 500.00                        |
| 2.5.2.1 FERTILIZANTES, PESTICIDAS Y OTROS AGROQ.                              | 121,800.00         | -                            | 82,652.00                 | 500.00              | 500.00              | 500.00          | 500.00           | 500.00                        |
| 2.5.3 MEDICINAS Y PRODUCTOS FARMACÉUTICOS                                     | 72,000.00          | -                            | 43,373.60                 | 3,235.00            | 3,235.00            | 3,235.00        | 3,235.00         | 40,138.60                     |
| 2.5.3.1 MEDICINAS Y PRODUCTOS FARMACÉUTICOS                                   | 72,000.00          | -                            | 43,373.60                 | 3,235.00            | 3,235.00            | 3,235.00        | 3,235.00         | 40,138.60                     |
| 2.5.4 MATERIALES, ACCES. Y SUMIN. MÉDICOS                                     | 49,800.00          | -                            | 39,278.40                 | 14,442.00           | 14,442.00           | 14,442.00       | 14,442.00        | 24,836.40                     |
| 2.5.4.1 MATERIALES, ACCESORIOS Y SUMINISTROS MÉDICOS                          | 49,800.00          | -                            | 39,278.40                 | 14,442.00           | 14,442.00           | 14,442.00       | 14,442.00        | 24,836.40                     |
| 2.6 COMBUSTIBLES, LUBRICANTES Y ADITIVOS                                      | 1,136,640.00       | 436,160.12                   | 700,479.88                | 554,096.11          | 554,096.11          | 554,096.11      | 554,096.11       | 146,383.77                    |
| 2.6.1 COMBUSTIBLES, LUBRICANTES Y ADITIVOS                                    | 1,136,640.00       | 436,160.12                   | 700,479.88                | 554,096.11          | 554,096.11          | 554,096.11      | 554,096.11       | 146,383.77                    |
| 2.6.1.1 COMBUSTIBLES, LUBRICANTES Y ADITIVOS                                  | 1,136,640.00       | 436,160.12                   | 700,479.88                | 554,096.11          | 554,096.11          | 554,096.11      | 554,096.11       | 146,383.77                    |
| 2.7 VEST. BLANCOS, PREND. DIPROT. Y ART. DEP.                                 | 144,000.00         | 72,000.00                    | 72,000.00                 | 294,007.80          | 294,007.80          | 294,007.80      | 294,007.80       | 222,007.80                    |



MUNICIPIO DE TLAHUELILPAN  
R.F.C. MTL850101A20  
ESTADO ANALÍTICO DEL EJERCICIO DEL PRESUPUESTO POR FUENTE DE FINANCIAMIENTO.  
DEL 1 AL 30 DE SEPTIEMBRE DE 2022.

| Ejercicio del Presupuesto  | Egreso Aprobado -1 | Ampliaciones/ Reducciones -2 | Egreso Modificado (3=1+2) | Egreso Comprometido | Egreso Devengado -4 | Egreso Ejercido | Egreso Pagado -5 | Subejercicio III (6-3-4) III+ |
|--|--------------------|------------------------------|---------------------------|---------------------|---------------------|-----------------|------------------|-------------------------------|
| 2.7.1 VESTUARIO Y UNIFORMES                                      | 144,000.00         | -                            | 72,000.00                 | 294,007.80          | 294,007.80          | 294,007.80      | 294,007.80       | -                             |
| 2.7.1.1 VESTUARIOS Y UNIFORMES                                   | 144,000.00         | -                            | 72,000.00                 | 294,007.80          | 294,007.80          | 294,007.80      | 294,007.80       | 222,007.80                    |
| 2.8 MATERIALES Y SUMINISTROS PARA SEGURIDAD                      | 200,000.00         | -                            | 44,363.61                 | 155,636.39          | 27,658.76           | 27,658.76       | 27,658.76        | 222,007.80                    |
| 2.8.2 MATERIALES DE SEGURIDAD PÚBLICA                            | 200,000.00         | -                            | 60,000.00                 | 140,000.00          | 12,022.37           | 12,022.37       | 12,022.37        | 127,977.63                    |
| 2.8.2.1 MATERIALES DE SEGURIDAD PÚBLICA                          | 200,000.00         | -                            | 60,000.00                 | 140,000.00          | 12,022.37           | 12,022.37       | 12,022.37        | 127,977.63                    |
| 2.8.3 PRENDAS DE PROTECCIÓN PÚBLICA NACIONAL                     |                    | 15,636.39                    | 15,636.39                 | 15,636.39           | 15,636.39           | 15,636.39       | 15,636.39        | 127,977.63                    |
| 2.8.3.1 PRENDAS DE PROTECCIÓN PÚBLICA NACIONAL                   |                    | 15,636.39                    | 15,636.39                 | 15,636.39           | 15,636.39           | 15,636.39       | 15,636.39        | -                             |
| 2.9 HERRAMIENTAS, REFACC. Y ACCES. MENORES                       |                    | 121,442.58                   | 121,442.58                | 81,349.93           | 81,349.93           | 81,349.93       | 81,349.93        | -                             |
| 2.9.1 HERRAMIENTAS MENORES                                       |                    | 121,442.58                   | 121,442.58                | 81,349.93           | 81,349.93           | 81,349.93       | 81,349.93        | 40,092.65                     |
| 2.9.1.1 HERRAMIENTAS MENORES                                     |                    |                              |                           | 6,106.19            | 6,106.19            | 6,106.19        | 6,106.19         | 6,106.19                      |
| 2.9.4 REF. Y ACC. MEN. EQUIPO D'COMP. Y TEC. D'INF.              |                    | 19,200.08                    | 19,200.08                 | 6,106.19            | 6,106.19            | 6,106.19        | 6,106.19         | 6,106.19                      |
| 2.9.4.1 REFACCIONES Y ACCESORIOS MENORES EQUIPO                  |                    | 19,200.08                    | 19,200.08                 | 232.00              | 232.00              | 232.00          | 232.00           | 18,968.08                     |
| DE CÓMPUTO Y TECNOLOGÍAS DE LA INFORMACIÓN                       |                    | -                            | -                         | 232.00              | 232.00              | 232.00          | 232.00           | 18,968.08                     |
| 2.9.6 REFACCIONES Y ACCES. MEN. EQUIPO D'TRANSP.                 |                    | 102,242.50                   | 102,242.50                | 2,400.01            | 2,400.01            | 2,400.01        | 2,400.01         | 2,400.01                      |
| 2.9.6.1 REFACCIONES Y ACCESORIOS MENORES DE EQUIPO DE TRANSPORTE |                    | 102,242.50                   | 102,242.50                | 2,400.01            | 2,400.01            | 2,400.01        | 2,400.01         | 99,842.49                     |
| 2.9.4.1 REFACCIONES Y ACCESORIOS MENORES EQUIPO                  |                    | -                            | -                         | -                   | -                   | -               | -                | 102,242.50                    |
| DE CÓMPUTO Y TECNOLOGÍAS DE LA INFORMACIÓN                       |                    | -                            | -                         | 72,611.73           | 72,611.73           | 72,611.73       | 72,611.73        | 72,611.73                     |
| 2.9.6.1 REFACCIONES Y ACCES. MEN. EQUIPO D'TRANSP.               |                    | 102,242.50                   | 102,242.50                | 2,400.01            | 2,400.01            | 2,400.01        | 2,400.01         | 2,400.01                      |
| 2.9.6.1 REFACCIONES Y ACCESORIOS MENORES DE EQUIPO DE TRANSPORTE |                    | 102,242.50                   | 102,242.50                | 2,400.01            | 2,400.01            | 2,400.01        | 2,400.01         | 99,842.49                     |
| 2.9.4.1 REFACCIONES Y ACCESORIOS MENORES EQUIPO                  |                    | -                            | -                         | -                   | -                   | -               | -                | 102,242.50                    |
| DE CÓMPUTO Y TECNOLOGÍAS DE LA INFORMACIÓN                       |                    | -                            | -                         | 72,611.73           | 72,611.73           | 72,611.73       | 72,611.73        | 72,611.73                     |
| 3 SERVICIOS GENERALES  | 4,409,521.85       | 370,021.87                   | 4,039,499.98              | 3,309,360.99        | 3,309,360.99        | 3,309,360.99    | 3,309,360.99     | 730,138.99                    |
| 3.1 SERVICIOS BÁSICOS  | 3,518,000.00       | 439,555.63                   | 3,078,444.37              | 2,706,689.59        | 2,706,689.59        | 2,706,689.59    | 2,706,689.59     | 371,754.78                    |
| 3.1.1 ENERGÍA ELÉCTRICA  | 3,500,000.00       | 439,550.63                   | 3,060,449.37              | 2,687,162.59        | 2,687,162.59        | 2,687,162.59    | 2,687,162.59     | 373,286.78                    |
| 3.1.1.1 ENERGÍA ELÉCTRICA  | 3,500,000.00       | 439,550.63                   | 3,060,449.37              | 2,687,162.59        | 2,687,162.59        | 2,687,162.59    | 2,687,162.59     | 373,286.78                    |
| 3.1.4 TELEFONÍA TRADICIONAL                                      | 18,000.00          | 5.00                         | 17,995.00                 | 13,727.00           | 13,727.00           | 13,727.00       | 13,727.00        | 373,286.78                    |
| 3.1.4.1 TELEFONÍA TRADICIONAL                                    | 18,000.00          | 5.00                         | 17,995.00                 | 13,727.00           | 13,727.00           | 13,727.00       | 13,727.00        | 373,286.78                    |
| 3.1.6 SERVICIOS DE TELECOM. Y SATÉLITES                          | 18,000.00          | 5.00                         | 17,995.00                 | 13,727.00           | 13,727.00           | 13,727.00       | 13,727.00        | 4,268.00                      |
| 3.1.6.1 SERVICIOS DE TELECOM. Y SATÉLITES                        |                    | -                            | -                         | 5,800.00            | 5,800.00            | 5,800.00        | 5,800.00         | 4,268.00                      |
| 3.2 SERVICIOS DE ARRENDAMIENTO                                   |                    | 16,414.80                    | 16,414.80                 | 5,800.00            | 5,800.00            | 5,800.00        | 5,800.00         | 5,800.00                      |
| 3.2.3 ARREND.DIMOB.Y EPO.D'ADMÓN. EDUC. Y REC.                   |                    | 3,688.80                     | 3,688.80                  | 31,300.04           | 31,300.04           | 31,300.04       | 31,300.04        | 5,800.00                      |
| 3.2.3.1 ARRENDAMIENTO DE EQUIPO Y BIENES INFORMÁTICOS            |                    | 3,688.80                     | 3,688.80                  | 31,300.04           | 31,300.04           | 31,300.04       | 31,300.04        | 14,885.24                     |
| 3.2.3.2 ARREND.DIMOB. Y EPO.D'ADMÓN. EDUC. Y REC.                |                    | -                            | -                         | -                   | -                   | -               | -                | 27,611.24                     |
| 3.2.9 OTROS ARRENDAMIENTOS                                       |                    | 12,726.00                    | 12,726.00                 | 31,300.04           | 31,300.04           | 31,300.04       | 31,300.04        | 3,688.80                      |
| 3.2.9.1 OTROS ARRENDAMIENTOS                                     |                    | 12,726.00                    | 12,726.00                 | 31,300.04           | 31,300.04           | 31,300.04       | 31,300.04        | 3,688.80                      |
| 3.3 SER.V PROF.CIENT.TECHN. Y OTROS SERVICIOS                    | 94,121.85          | 65,050.85                    | 12,726.00                 | -                   | -                   | -               | -                | 31,300.04                     |
| 3.3.4 SERVICIOS DE CAPACITACIÓN                                  | 44,285.85          | 44,285.85                    | 29,071.00                 | 5,324.40            | 5,324.40            | 5,324.40        | 5,324.40         | 12,726.00                     |
| 3.3.4.1 SERVICIOS DE CAPACITACIÓN                                | 44,285.85          | 44,285.85                    | 29,071.00                 | 5,324.40            | 5,324.40            | 5,324.40        | 5,324.40         | 23,746.60                     |
| 3.3.6 SERV.DIAPPOYO ADM. TRAD. FOT. E IMPRES.                    | 49,836.00          | 20,765.00                    | 29,071.00                 | -                   | -                   | -               | -                | -                             |
| 3.3.6.1 SERV.DIAPPOYO ADM. TRAD. FOT. E IMPRES.                  | 49,836.00          | 20,765.00                    | 29,071.00                 | 5,324.40            | 5,324.40            | 5,324.40        | 5,324.40         | 23,746.60                     |



MUNICIPIO DE TLAHUELILPAN

R.F.C. MTL850101A20

ESTADO ANALÍTICO DEL EJERCICIO DEL PRESUPUESTO POR FUENTE DE FINANCIAMIENTO.  
DEL 1 AL 30 DE SEPTIEMBRE DE 2022.

| Ejercicio del Presupuesto  | Egreso Aprobado -1 | Ampliaciones/ Reducciones -2 | Egreso Modificado (3=1+2) | Egreso Comprometido | Egreso Devengado -4 | Egreso Ejercido | Egreso Pagado -5 | Subejercicio III III+ (6=3-4) III+ |
|--|--------------------|------------------------------|---------------------------|---------------------|---------------------|-----------------|------------------|------------------------------------|
| 3.3.6.1 SERVICIOS RELACIONADOS CON TRADUCCIONES  |                    |                              |                           |                     |                     |                 |                  |                                    |
| 3.3.6.3 IMPRESIÓN DOCUMENTOS OFICIALES PARA LA PRESTACIÓN DE SERVICIOS PÚBLICOS (FORMAS VALORADAS)   | 49,836.00          | 20,765.00                    | 29,071.00                 | 5,324.40            | 5,324.40            | 5,324.40        | 5,324.40         | 29,071.00                          |
| 3.4 SERVICIOS FINAN. BANC. Y COMERCIALES   | 90,000.00          | 90,000.00                    |                           |                     |                     |                 |                  |                                    |
| 3.4.5 SEGUROS DE BIENES PATRIMONIALES  | 90,000.00          | 90,000.00                    |                           |                     |                     |                 |                  |                                    |
| 3.4.5.1 SEGURO DE BIENES PATRIMONIALES   | 90,000.00          | 90,000.00                    |                           |                     |                     |                 |                  |                                    |
| 3.5 SERV. D'INST. REPAR. MANITTO Y CONSERVACIÓN  | 360,000.00         | 128,166.81                   | 488,166.81                | 297,614.79          | 297,614.79          | 297,614.79      | 297,614.79       | 190,552.02                         |
| 3.5.5 REPAR. Y MANITTO DIEGO D/TRANSPORTE  | 360,000.00         | 128,166.81                   | 488,166.81                | 297,614.79          | 297,614.79          | 297,614.79      | 297,614.79       | 190,552.02                         |
| 3.5.5.1 REPAR. Y MANITTO DIEGO D/TRANSPORTE  | 360,000.00         | 128,166.81                   | 488,166.81                | 297,614.79          | 297,614.79          | 297,614.79      | 297,614.79       | 190,552.02                         |
| 3.7 SERVICIOS DE TRASLADO Y VIÁTICOS   |                    |                              |                           |                     |                     |                 |                  |                                    |
| 3.7.1 PASAJES AÉREOS   |                    |                              |                           | 13,095.17           | 13,095.17           | 13,095.17       | 13,095.17        | 13,095.17                          |
| 3.7.1.1 PASAJES AÉREOS   |                    |                              |                           | 6,818.17            | 6,818.17            | 6,818.17        | 6,818.17         | 6,818.17                           |
| 3.7.2 PASAJES TERRESTRES   |                    |                              |                           | 6,818.17            | 6,818.17            | 6,818.17        | 6,818.17         | 6,818.17                           |
| 3.7.2.1 PASAJES TERRESTRES   |                    |                              |                           | 277.00              | 277.00              | 277.00          | 277.00           | 277.00                             |
| 3.7.5 VIÁTICOS EN EL PAÍS  |                    |                              |                           | 277.00              | 277.00              | 277.00          | 277.00           | 277.00                             |
| 3.7.5.1 VIÁTICOS EN EL PAÍS  |                    |                              |                           | 277.00              | 277.00              | 277.00          | 277.00           | 277.00                             |
| 3.8 SERVICIOS OFICIALES  |                    |                              |                           | 6,000.00            | 6,000.00            | 6,000.00        | 6,000.00         | 6,000.00                           |
| 3.8.2 GASTOS DE ORDEN SOCIAL Y CULTURAL  |                    |                              |                           | 6,000.00            | 6,000.00            | 6,000.00        | 6,000.00         | 6,000.00                           |
| 3.8.2.1 GASTOS DE ORDEN SOCIAL Y CULTURAL  |                    |                              |                           | 1,276.00            | 1,276.00            | 1,276.00        | 1,276.00         | 1,276.00                           |
| 3.9 OTROS SERVICIOS GENERALES  | 347,400.00         | 80,003.00                    | 427,403.00                | 1,276.00            | 1,276.00            | 1,276.00        | 1,276.00         | 1,276.00                           |
| 3.9.2 IMPUESTOS Y DERECHOS   | 347,400.00         | 80,003.00                    | 427,403.00                | 254,061.00          | 254,061.00          | 254,061.00      | 254,061.00       | 173,342.00                         |
| 3.9.2.1 IMPUESTOS Y DERECHOS, OTROS IMPUESTOS, TENENCIA, PLACAS, GASTOS DE TENENCIA, PLACAS, GASTOS DE TENENCIA, PLACAS, GASTOS DE ESCRITURACIÓN, REGISTRO PÚBLICO DE TRANSF. ASIG. SUBSIDIOS Y OTRAS AYUDAS | 347,400.00         | 80,003.00                    | 427,403.00                | 254,061.00          | 254,061.00          | 254,061.00      | 254,061.00       | 173,342.00                         |
| 3.9.2.2 IMPUESTOS Y DERECHOS, OTROS IMPUESTOS, TENENCIA, PLACAS, GASTOS DE ESCRITURACIÓN, REGISTRO PÚBLICO DE TRANSF. ASIG. SUBSIDIOS Y OTRAS AYUDAS   |                    |                              |                           |                     |                     |                 |                  | 427,403.00                         |
| 4 TRANSF. ASIG. SUBSIDIOS Y OTRAS AYUDAS   | 85,856.40          |                              | 85,856.40                 | 64,392.30           | 64,392.30           | 64,392.30       | 64,392.30        | 21,464.10                          |
| 4.5 PENSIONES  | 85,856.40          |                              | 85,856.40                 | 64,392.30           | 64,392.30           | 64,392.30       | 64,392.30        | 21,464.10                          |
| 4.5.1 PENSIONES  | 85,856.40          |                              | 85,856.40                 | 64,392.30           | 64,392.30           | 64,392.30       | 64,392.30        | 21,464.10                          |
| 5 BIENES MUEBLES, INMUEBLES E INTANGIBLES  | 195,615.53         | 195,615.53                   | 195,615.53                |                     |                     |                 |                  |                                    |
| 5.1 MOBILIARIO Y EQUIPO DE ADMINISTRACIÓN  | 25,000.00          | 25,000.00                    | 25,000.00                 |                     |                     |                 |                  |                                    |
| 5.1.1 MUEBLES DE OFICINA Y ESTANTERÍA  | 25,000.00          | 25,000.00                    | 25,000.00                 |                     |                     |                 |                  |                                    |
| 5.1.1.1 MUEBLES DE OFICINA Y ESTANTERÍA  | 25,000.00          | 25,000.00                    | 25,000.00                 |                     |                     |                 |                  |                                    |
| 5.5 EQUIPO DE DEFENSA Y SEGURIDAD  | 170,615.53         | 170,615.53                   | 170,615.53                |                     |                     |                 |                  |                                    |
| 5.5.1 EQUIPO DE DEFENSA Y SEGURIDAD  | 170,615.53         | 170,615.53                   | 170,615.53                |                     |                     |                 |                  |                                    |
| 5.5.1.1 EQUIPO DE DEFENSA Y SEGURIDAD  | 170,615.53         | 170,615.53                   | 170,615.53                |                     |                     |                 |                  |                                    |
| 6 INVERSIÓN PÚBLICA  |                    |                              |                           |                     |                     |                 |                  |                                    |
| 6.1 OBRA PÚBLICA, BIENES D' DOMINIO PÚBL.  |                    | 1,373,425.63                 | 1,373,425.63              |                     |                     |                 |                  | 1,373,425.63                       |
|  |                    | 1,373,425.63                 | 1,373,425.63              |                     |                     |                 |                  | 1,373,425.63                       |



MUNICIPIO DE TLAHUELILPAN  
R.F.C. MTL850101A20  
ESTADO ANALÍTICO DEL EJERCICIO DEL PRESUPUESTO POR FUENTE DE FINANCIAMIENTO.  
DEL 1 AL 30 DE SEPTIEMBRE DE 2022.

| Ejercicio del Presupuesto  | Egreso Aprobado -1  | Ampliaciones/ Reducciones -2 | Egreso Modificado (3=1+2) | Egreso Comprometido | Egreso Devengado -4 | Egreso Ejercido     | Egreso Pagado -5    | Subejercicio III III+ (6=3-4) III+ |
|--|---------------------|------------------------------|---------------------------|---------------------|---------------------|---------------------|---------------------|------------------------------------|
| 6.1.4 DIVISIÓN D'TERR. Y CONST.DI OBRAS D'URBAN.                             | -                   | 1,373,425.63                 | 1,373,425.63              | -                   | -                   | -                   | -                   | 1,373,425.63                       |
| 6.1.4.2 CONST.OBRAS D'URBAN.PILA DOT.DISERV.                                 | -                   | 1,373,425.63                 | 1,373,425.63              | -                   | -                   | -                   | -                   | 1,373,425.63                       |
| 7 INVERSIONES FINANCIERAS Y OTRAS PROV.                                      | -                   | -                            | -                         | -                   | -                   | -                   | -                   | -                                  |
| 8 PARTICIPACIONES Y APORTACIONES   | -                   | -                            | -                         | -                   | -                   | -                   | -                   | -                                  |
| 9 DEUDA PÚBLICA  | -                   | -                            | -                         | 8,844,183.88        | 8,844,183.88        | 8,844,183.88        | 8,804,121.95        | 8,844,183.88                       |
| <b>FOFVR</b>   | <b>1,479,320.00</b> | <b>98,890.00</b>             | <b>1,578,210.00</b>       | <b>1,176,765.96</b> | <b>1,167,889.18</b> | <b>1,167,889.18</b> | <b>1,167,889.18</b> | <b>410,320.82</b>                  |
| 1 SERVICIOS PERSONALES   | -                   | -                            | -                         | -                   | -                   | -                   | -                   | -                                  |
| 2 MATERIALES Y SUMINISTROS   | 815,000.00          | 895.04                       | 815,895.04                | 198,573.13          | 198,573.13          | 198,573.13          | 198,573.13          | 617,321.91                         |
| 2.1 MAERIALES DE ADMINISTRACIÓN, EMISIÓN DE DOCUMENTOS Y ARTÍCULOS OFICIALES | 350,000.00          | 0.04                         | 350,000.04                | 133,518.04          | 133,518.04          | 133,518.04          | 133,518.04          | 216,482.00                         |
| 2.1.1 MATERIALES, ÚTILES Y EQUIPOS MENORES DE OFICINA                        | 170,000.00          | 0.04                         | 170,000.04                | 65,492.76           | 65,492.76           | 65,492.76           | 65,492.76           | 104,507.28                         |
| 2.1.1.1 MATERIALES ÚTILES Y EQUIPOS MENORES DE OFICINA                       | 170,000.00          | 0.04                         | 170,000.04                | 61,670.05           | 61,670.05           | 61,670.05           | 61,670.05           | 108,329.99                         |
| 2.1.1.2 GASTOS DE OFICINA  | -                   | -                            | -                         | 3,822.71            | 3,822.71            | 3,822.71            | 3,822.71            | -                                  |
| 2.1.2 MATERIALES Y ÚTILES D'IMPRES. Y REPROD.                                | -                   | 865.00                       | 865.00                    | 865.00              | 865.00              | 865.00              | 865.00              | 3,822.71                           |
| 2.1.2.1 MATERIALES Y ÚTILES DE IMPRESION Y REPRODUCCIÓN                      | -                   | 865.00                       | 865.00                    | 865.00              | 865.00              | 865.00              | 865.00              | -                                  |
| 2.1.4 MAT.ÚTIL Y EOPOS MEN.TECN.DI. INF.Y COM. Y COM.                        | 80,000.00           | -                            | 80,000.00                 | 30,959.88           | 30,959.88           | 30,959.88           | 30,959.88           | 49,040.12                          |
| 2.1.4.1 MAT. UTIL Y EQUIPOS MEN. TECN. D'IL INF. Y COM.                      | 80,000.00           | -                            | 80,000.00                 | 30,959.88           | 30,959.88           | 30,959.88           | 30,959.88           | 49,040.12                          |
| 2.1.5 MATERIAL IMPRESO E INFORMACIÓN DIGITAL                                 | -                   | -                            | -                         | 12,500.00           | 12,500.00           | 12,500.00           | 12,500.00           | -                                  |
| 2.1.5.1 MATERIAL IMPRESO E INFORMACIÓN DIGITAL                               | -                   | -                            | -                         | 12,500.00           | 12,500.00           | 12,500.00           | 12,500.00           | -                                  |
| 2.1.6 MATERIAL DE LIMPIEZA   | 100,000.00          | 865.00                       | 99,135.00                 | 23,700.40           | 23,700.40           | 23,700.40           | 23,700.40           | 75,434.60                          |
| 2.1.6.1 MATERIAL DE LIMPIEZA   | 100,000.00          | 865.00                       | 99,135.00                 | 23,700.40           | 23,700.40           | 23,700.40           | 23,700.40           | 75,434.60                          |
| 2.2 ALIMENTOS Y UTENSILIOS   | -                   | -                            | -                         | 1,642.99            | 1,642.99            | 1,642.99            | 1,642.99            | -                                  |
| 2.2.1 PRODUCTOS ALIMENTICIOS PARA PERSONAS                                   | -                   | -                            | -                         | 1,642.99            | 1,642.99            | 1,642.99            | 1,642.99            | -                                  |
| 2.2.1.1 PRODUCTOS ALIMENTICIOS PARA PERSONAS                                 | -                   | -                            | -                         | 1,642.99            | 1,642.99            | 1,642.99            | 1,642.99            | -                                  |
| 2.4 MATERIALES Y ART.D'CONST.Y DE REPAR.                                     | -                   | -                            | -                         | 25,585.07           | 25,585.07           | 25,585.07           | 25,585.07           | -                                  |
| 2.4.6 MATERIAL ELÉCTRICO Y ELECTRÓNICO                                       | -                   | -                            | -                         | 16,712.07           | 16,712.07           | 16,712.07           | 16,712.07           | -                                  |
| 2.4.6.1 MATERIAL ELCTRICO Y ELECTRONICO                                      | -                   | -                            | -                         | 16,712.07           | 16,712.07           | 16,712.07           | 16,712.07           | -                                  |
| 2.4.9 OTROS MATERIALES Y ART.D'CONST.Y REPAR.                                | -                   | -                            | -                         | 8,873.00            | 8,873.00            | 8,873.00            | 8,873.00            | -                                  |
| 2.4.9.1 OTROS MATERIALES Y ARTICULOS DE CONSTRUCCIÓN Y REPARACION            | -                   | -                            | -                         | 8,873.00            | 8,873.00            | 8,873.00            | 8,873.00            | -                                  |
| 2.5 PRODUCTOS QUÍM.FARMAC.Y DE LABORATORIO                                   | 50,000.00           | -                            | 50,000.00                 | -                   | -                   | -                   | -                   | -                                  |
| 2.5.4 MATERIALES, ACCES. Y SUMIN. MÉDICOS                                    | 50,000.00           | -                            | 50,000.00                 | -                   | -                   | -                   | -                   | 50,000.00                          |
| 2.5.4.1 MATERIALES, ACCESORIOS Y SUMINISTROS MÉDICOS                         | 50,000.00           | -                            | 50,000.00                 | -                   | -                   | -                   | -                   | 50,000.00                          |
| 2.7 VEST.BLANCOS, PREND.D'PROT.Y ART.D'EP.                                   | 200,000.00          | -                            | 200,000.00                | 1,157.10            | 1,157.10            | 1,157.10            | 1,157.10            | 198,842.90                         |
| 2.7.2 PRENDAS DE SEG. Y PROT. PERSONAL                                       | 200,000.00          | -                            | 200,000.00                | -                   | -                   | -                   | -                   | 200,000.00                         |





MUNICIPIO DE TLAHUELIPAN  
R.F.C. MTL850101A20  
ESTADO ANALÍTICO DEL EJERCICIO DEL PRESUPUESTO POR FUENTE DE FINANCIAMIENTO.  
DEL 1 AL 30 DE SEPTIEMBRE DE 2022.

| Ejercicio del Presupuesto                    | Egreso Aprobado -1 | Ampliaciones/Reducciones -2 | Egreso Modificado (3=1+2) | Egreso Comprometido | Egreso Devengado -4 | Egreso Ejercido | Egreso Pagado -5 | Subejercicio III (6=3-4) III+ III+ |
|--|--------------------|-----------------------------|---------------------------|---------------------|---------------------|-----------------|------------------|------------------------------------|
| 2.7.2.1                                      | 200,000.00         | -                           | 200,000.00                | -                   | -                   | -               | -                | 200,000.00                         |
| PERSONAL                                     |                    |                             |                           |                     |                     |                 |                  |                                    |
| 2.7.3  |                    |                             |                           |                     |                     |                 |                  |                                    |
| ARTÍCULOS DEPORTIVOS                         |                    |                             |                           |                     |                     |                 |                  |                                    |
| 2.7.3.1                                      |                    |                             |                           | 1,157.10            | 1,157.10            | 1,157.10        | 1,157.10         | 1,157.10                           |
| ARTÍCULOS DEPORTIVOS                         |                    |                             |                           | 1,157.10            | 1,157.10            | 1,157.10        | 1,157.10         | 1,157.10                           |
| 2.9  | 215,000.00         | 895.00                      | 215,895.00                | 36,669.93           | 36,669.93           | 36,669.93       | 36,669.93        | 179,225.07                         |
| HERRAMIENTAS, REFACC.Y ACCES.MENORES         |                    |                             |                           | 28,482.92           | 28,482.92           | 28,482.92       | 28,482.92        | 71,517.08                          |
| 2.9.1  | 100,000.00         | -                           | 100,000.00                | 28,482.92           | 28,482.92           | 28,482.92       | 28,482.92        | 71,517.08                          |
| HERRAMIENTAS MENORES                         |                    |                             |                           | 28,482.92           | 28,482.92           | 28,482.92       | 28,482.92        | 71,517.08                          |
| 2.9.1.1                                      | 100,000.00         | -                           | 100,000.00                | 8,187.01            | 8,187.01            | 8,187.01        | 8,187.01         | 7,707.99                           |
| REF.Y ACC.MEN.EQPO D/CÓMP.Y TEC. D/INF.      |                    |                             |                           | 8,187.01            | 8,187.01            | 8,187.01        | 8,187.01         | 7,707.99                           |
| 2.9.4  | 15,000.00          | 895.00                      | 15,895.00                 | 8,187.01            | 8,187.01            | 8,187.01        | 8,187.01         | 7,707.99                           |
| REFACCIONES Y ACCESORIOS MENORES EQUIPO      |                    |                             |                           | 8,187.01            | 8,187.01            | 8,187.01        | 8,187.01         | 7,707.99                           |
| 2.9.4.1                                      | 15,000.00          | 895.00                      | 15,895.00                 | 8,187.01            | 8,187.01            | 8,187.01        | 8,187.01         | 7,707.99                           |
| REFACCIONES Y ACCESORIOS MENORES EQUIPO      |                    |                             |                           | 8,187.01            | 8,187.01            | 8,187.01        | 8,187.01         | 7,707.99                           |
| DE CÓMPUTO Y TECNOLOGÍAS DE LA               |                    |                             |                           |                     |                     |                 |                  |                                    |
| INFORMACIÓN                                  |                    |                             |                           |                     |                     |                 |                  |                                    |
| 2.9.7  | 100,000.00         | -                           | 100,000.00                | -                   | -                   | -               | -                | -                                  |
| REFACCIONES Y ACC.MEN. EQPO DEF.Y SEG.       |                    |                             |                           |                     |                     |                 |                  |                                    |
| 2.9.7.1                                      | 100,000.00         | -                           | 100,000.00                | -                   | -                   | -               | -                | -                                  |
| REFACCIONES Y ACCESORIOS MENORES EQUIPO      |                    |                             |                           |                     |                     |                 |                  |                                    |
| DEF. Y SEG.                                  |                    |                             |                           |                     |                     |                 |                  |                                    |
| 3  | 497,000.00         | 108,253.26                  | 605,253.26                | 951,768.73          | 942,891.95          | 942,891.95      | 942,891.95       | 337,636.69                         |
| SERVICIOS GENERALES                          |                    |                             |                           |                     |                     |                 |                  |                                    |
| 3.2  | 84,000.00          | 70,110.95                   | 154,110.95                | 165,594.07          | 156,717.29          | 156,717.29      | 156,717.29       | 2,606.34                           |
| SERVICIOS DE ARRENDAMIENTO                   |                    |                             |                           |                     |                     |                 |                  |                                    |
| 3.2.3  | 84,000.00          | 43,060.52                   | 40,939.48                 | 165,594.07          | 156,717.29          | 156,717.29      | 156,717.29       | 115,777.81                         |
| ARREND.DIMOB.Y EPO.D/ADMÓN.EDUC.Y REC.       |                    |                             |                           |                     |                     |                 |                  |                                    |
| 3.2.3.1                                      | 84,000.00          | 43,060.52                   | 40,939.48                 | 105,386.15          | 96,509.37           | 96,509.37       | 96,509.37        | 55,569.89                          |
| ARRENDAMIENTO DE EQUIPO Y BIENES             |                    |                             |                           |                     |                     |                 |                  |                                    |
| INFORMATICOS                                 |                    |                             |                           |                     |                     |                 |                  |                                    |
| 3.2.3.2                                      |                    |                             |                           | 60,207.92           | 60,207.92           | 60,207.92       | 60,207.92        | 60,207.92                          |
| ARREND.D/IMOB.Y EPO.D/ADMÓN.EDUC.Y REC.      |                    |                             |                           |                     |                     |                 |                  |                                    |
| 3.2.9  |                    | 113,171.47                  | 113,171.47                | -                   | -                   | -               | -                | 113,171.47                         |
| OTROS ARRENDAMIENTOS                         |                    |                             |                           |                     |                     |                 |                  |                                    |
| 3.2.9.1                                      |                    | 113,171.47                  | 113,171.47                | -                   | -                   | -               | -                | 113,171.47                         |
| OTROS ARRENDAMIENTOS                         |                    |                             |                           |                     |                     |                 |                  |                                    |
| 3.3  | 183,000.00         | 19,083.31                   | 202,083.31                | 367,743.20          | 367,743.20          | 367,743.20      | 367,743.20       | 165,659.89                         |
| SERV.PROF.CIENT.TÉCN.Y OTROS SERVICIOS       |                    |                             |                           |                     |                     |                 |                  |                                    |
| 3.3.2  |                    |                             |                           | 74,240.00           | 74,240.00           | 74,240.00       | 74,240.00        | 74,240.00                          |
| SERV.D/DISEÑO, ARQ, ING.Y ACTIV.RELAC.       |                    |                             |                           |                     |                     |                 |                  |                                    |
| 3.3.2.1                                      |                    |                             |                           | 74,240.00           | 74,240.00           | 74,240.00       | 74,240.00        | 74,240.00                          |
| SERV.D/DISEÑO, ARQ, ING.Y ACTIV.RELACIONADAS |                    |                             |                           |                     |                     |                 |                  |                                    |
| 3.3.3  | 10,000.00          | 0.04                        | 9,999.96                  | -                   | -                   | -               | -                | 9,999.96                           |
| SERV.D/CONS.ADV.A PROC.TÉC.Y TEC.DIL INF.    |                    |                             |                           |                     |                     |                 |                  |                                    |
| 3.3.3.1                                      | 10,000.00          | 0.04                        | 9,999.96                  | -                   | -                   | -               | -                | 9,999.96                           |
| SERV.D/CONS.ADV.A PROC.TÉC.Y TEC.DIL INF.    |                    |                             |                           |                     |                     |                 |                  |                                    |
| 3.3.6  | 10,000.00          | -                           | 10,000.00                 | 73,103.20           | 73,103.20           | 73,103.20       | 73,103.20        | 63,103.20                          |
| SERV.D/APOYO ADM.TRAD.FOT.E IMPRES.          |                    |                             |                           |                     |                     |                 |                  |                                    |
| 3.3.6.1                                      | 10,000.00          | -                           | 10,000.00                 | 73,103.20           | 73,103.20           | 73,103.20       | 73,103.20        | 63,103.20                          |
| SERVICIOS RELACIONADOS CON TRADUCCIONES      |                    |                             |                           |                     |                     |                 |                  |                                    |
| 3.3.6.3                                      | 10,000.00          | -                           | 10,000.00                 | 73,103.20           | 73,103.20           | 73,103.20       | 73,103.20        | 63,103.20                          |
| IMPRESION DOCUMENTOS OFICIALES PARA LA       |                    |                             |                           |                     |                     |                 |                  |                                    |
| PRESTACIÓN DE SERVICIOS PÚBLICOS             |                    |                             |                           |                     |                     |                 |                  |                                    |
| (FORMAS VALORADAS)                           |                    |                             |                           |                     |                     |                 |                  |                                    |
| 3.3.9  | 163,000.00         | 19,083.35                   | 182,083.35                | 220,400.00          | 220,400.00          | 220,400.00      | 220,400.00       | 38,316.65                          |
| SERV. PROFES.CIENT.Y TÉCN.INTEGRALES         |                    |                             |                           |                     |                     |                 |                  |                                    |
| 3.3.9.1                                      | 163,000.00         | 19,083.35                   | 182,083.35                | 220,400.00          | 220,400.00          | 220,400.00      | 220,400.00       | 38,316.65                          |
| SUBCONTRATACION DE SERVICIOS CON             |                    |                             |                           |                     |                     |                 |                  |                                    |
| TERCEROS                                     |                    |                             |                           |                     |                     |                 |                  |                                    |
| 3.5  | 65,000.00          | -                           | 65,000.00                 | 172,169.46          | 172,169.46          | 172,169.46      | 172,169.46       | 107,169.46                         |
| SERV.D/INST.REPAR.MANTTO Y CONSERVACIÓN      |                    |                             |                           |                     |                     |                 |                  |                                    |
| 3.5.1  | 65,000.00          | -                           | 65,000.00                 | 167,819.46          | 167,819.46          | 167,819.46      | 167,819.46       | 167,819.46                         |
| CONSERV.Y MANTTO MENOR D/INMUEBLES           |                    |                             |                           |                     |                     |                 |                  |                                    |
| 3.5.1.1                                      | 65,000.00          | -                           | 65,000.00                 | 167,819.46          | 167,819.46          | 167,819.46      | 167,819.46       | 167,819.46                         |
| CONSERV.Y MANTTO MENOR D/INMUEBLES           |                    |                             |                           |                     |                     |                 |                  |                                    |
| 3.5.2  | 40,000.00          | -                           | 40,000.00                 | 3,500.00            | 3,500.00            | 3,500.00        | 3,500.00         | 36,500.00                          |
| INST.REP.Y MANT.MOB.Y EQ.ADM.EDUC.Y REC.     |                    |                             |                           |                     |                     |                 |                  |                                    |
| 3.5.2.1                                      | 40,000.00          | -                           | 40,000.00                 | 3,500.00            | 3,500.00            | 3,500.00        | 3,500.00         | 36,500.00                          |
| INST.REP.Y MANT.MOB.Y EQ.ADM.EDUC.Y REC.     |                    |                             |                           |                     |                     |                 |                  |                                    |



MUNICIPIO DE TLAHUEILPAN

R.F.C. MTL850101A20

ESTADO ANALÍTICO DEL EJERCICIO DEL PRESUPUESTO POR FUENTE DE FINANCIAMIENTO.  
DEL 1 AL 30 DE SEPTIEMBRE DE 2022.

| Ejercicio del Presupuesto | Egreso Aprobado -1 | Ampliaciones/ Reducciones -2 | Egreso Modificado (3=1+2) | Egreso Comprometido | Egreso Devengado -4 | Egreso Ejercido | Egreso Pagado -5 | Subejercicio III III+ (6=3-4) III+ |
|---------------------------|--------------------|------------------------------|---------------------------|---------------------|---------------------|-----------------|------------------|------------------------------------|
| 3.5.3                     | 25,000.00          | -                            | 25,000.00                 | 850.00              | 850.00              | 850.00          | 850.00           | 24,150.00                          |
| 3.5.3.1                   | 25,000.00          | -                            | 25,000.00                 | 850.00              | 850.00              | 850.00          | 850.00           | 24,150.00                          |
| 3.6                       | 165,000.00         | 19,059.00                    | 184,059.00                | 142,237.00          | 142,237.00          | 142,237.00      | 142,237.00       | 41,822.00                          |
| 3.6.1                     | 150,000.00         | 17,319.00                    | 167,319.00                | 142,237.00          | 142,237.00          | 142,237.00      | 142,237.00       | 25,082.00                          |
| 3.6.2                     | 150,000.00         | 17,319.00                    | 167,319.00                | 142,237.00          | 142,237.00          | 142,237.00      | 142,237.00       | 25,082.00                          |
| 3.6.2.1                   | 15,000.00          | -                            | 15,000.00                 | -                   | -                   | -               | -                | 15,000.00                          |
| 3.6.6                     | 15,000.00          | -                            | 15,000.00                 | -                   | -                   | -               | -                | 15,000.00                          |
| 3.6.6.1                   | 1,740.00           | 1,740.00                     | 1,740.00                  | -                   | -                   | -               | -                | 1,740.00                           |
| 3.8                       |                    |                              |                           |                     |                     |                 |                  |                                    |
| 3.8.2                     |                    |                              |                           | 49,425.00           | 49,425.00           | 49,425.00       | 49,425.00        | 49,425.00                          |
| 3.8.2.1                   |                    |                              |                           | 49,425.00           | 49,425.00           | 49,425.00       | 49,425.00        | 49,425.00                          |
| 3.9                       |                    |                              |                           | 49,425.00           | 49,425.00           | 49,425.00       | 49,425.00        | 49,425.00                          |
| 3.9.2                     |                    |                              |                           | 54,600.00           | 54,600.00           | 54,600.00       | 54,600.00        | 54,600.00                          |
| 3.9.2.2                   |                    |                              |                           | 54,600.00           | 54,600.00           | 54,600.00       | 54,600.00        | 54,600.00                          |
| 4                         |                    |                              |                           | 54,600.00           | 54,600.00           | 54,600.00       | 54,600.00        | 54,600.00                          |
| 4.4                       |                    |                              |                           |                     |                     |                 |                  |                                    |
| 4.4.1                     |                    |                              |                           | 10,219.10           | 10,219.10           | 10,219.10       | 10,219.10        | 10,219.10                          |
| 4.4.1.1                   |                    |                              |                           | 10,219.10           | 10,219.10           | 10,219.10       | 10,219.10        | 10,219.10                          |
| 4.4.1.2                   |                    |                              |                           | 8,844.50            | 8,844.50            | 8,844.50        | 8,844.50         | 8,844.50                           |
| 4.4.3                     |                    |                              |                           | 3,107.00            | 3,107.00            | 3,107.00        | 3,107.00         | 3,107.00                           |
| 4.4.3.1                   |                    |                              |                           | 5,737.50            | 5,737.50            | 5,737.50        | 5,737.50         | 5,737.50                           |
| 4.4.5                     |                    |                              |                           | 771.40              | 771.40              | 771.40          | 771.40           | 771.40                             |
| 4.4.5.1                   |                    |                              |                           | 771.40              | 771.40              | 771.40          | 771.40           | 771.40                             |
| 5                         | 167,320.00         | 10,258.30                    | 157,061.70                | 16,205.00           | 16,205.00           | 16,205.00       | 16,205.00        | 140,856.70                         |
| 5.1                       | 117,700.00         | -                            | 117,700.00                | 16,205.00           | 16,205.00           | 16,205.00       | 16,205.00        | 101,495.00                         |
| 5.1.1                     | 49,700.00          | -                            | 49,700.00                 | -                   | -                   | -               | -                | 49,700.00                          |
| 5.1.1.1                   | 49,700.00          | -                            | 49,700.00                 | -                   | -                   | -               | -                | 49,700.00                          |
| 5.1.5                     | 68,000.00          | -                            | 68,000.00                 | 16,205.00           | 16,205.00           | 16,205.00       | 16,205.00        | 51,795.00                          |
| 5.1.5.1                   | 68,000.00          | -                            | 68,000.00                 | 16,205.00           | 16,205.00           | 16,205.00       | 16,205.00        | 51,795.00                          |
| 5.5                       | 25,000.00          | -                            | 25,000.00                 | -                   | -                   | -               | -                | 25,000.00                          |
| 5.5.1                     | 25,000.00          | -                            | 25,000.00                 | -                   | -                   | -               | -                | 25,000.00                          |
| 5.5.1.1                   | 25,000.00          | -                            | 25,000.00                 | -                   | -                   | -               | -                | 25,000.00                          |
| 5.6                       | 24,620.00          | 10,258.30                    | 14,361.70                 | -                   | -                   | -               | -                | 14,361.70                          |
| 5.6.7                     | 24,620.00          | 10,258.30                    | 14,361.70                 | -                   | -                   | -               | -                | 14,361.70                          |
| 5.6.7.1                   | 24,620.00          | 10,258.30                    | 14,361.70                 | -                   | -                   | -               | -                | 14,361.70                          |





MUNICIPIO DE TLAHUELILPAN  
R.F.C. MTL850101A20  
ESTADO ANALÍTICO DEL EJERCICIO DEL PRESUPUESTO POR FUENTE DE FINANCIAMIENTO.  
DEL 1 AL 30 DE SEPTIEMBRE DE 2022.

|            | Ejercicio del Presupuesto   | Egreso Aprobado -1 | Ampliaciones/ Reducciones -2 | Egreso Modificado (3=1+2) | Egreso Comprometido | Egreso Devengado -4 | Egreso Ejercido   | Egreso Pagado -5  | Subejercicio III+ (6=3-4) III+ |
|------------|---|--------------------|------------------------------|---------------------------|---------------------|---------------------|-------------------|-------------------|--------------------------------|
| 6          | INVERSIÓN PÚBLICA   | -                  | -                            | -                         | -                   | -                   | -                 | -                 | -                              |
| 7          | INVERSIONES FINANCIERAS Y OTRAS PROV.                                     | -                  | -                            | -                         | -                   | -                   | -                 | -                 | -                              |
| 8          | PARTICIPACIONES Y APORTACIONES  | -                  | -                            | -                         | -                   | -                   | -                 | -                 | -                              |
| 9          | DEUDA PÚBLICA   | -                  | -                            | -                         | -                   | -                   | -                 | -                 | -                              |
| <b>ISR</b> |   | <b>668,586.36</b>  | <b>400,986.24</b>            | <b>1,069,572.60</b>       | <b>967,484.01</b>   | <b>967,484.01</b>   | <b>967,484.01</b> | <b>946,187.49</b> | <b>102,088.59</b>              |
| 1          | SERVICIOS PERSONALES  |                    |                              |                           |                     |                     |                   |                   |                                |
| 2          | MATERIALES Y SUMINISTROS  | 51,000.00          | -                            | 22,214.73                 | 3,400.01            | 3,400.01            | 3,400.01          | 3,400.01          | 18,814.72                      |
| 2.1        | MATERIALES DE ADMINISTRACIÓN, EMISIÓN DE DOCUMENTOS Y ARTÍCULOS OFICIALES | 14,000.00          | 8,214.73                     | 22,214.73                 | 3,400.01            | 3,400.01            | 3,400.01          | 3,400.01          | 18,814.72                      |
| 2.1.1      | MATERIALES, ÚTILES Y EQUIPOS MENORES DE OFICINA                           | 2,000.00           | 2,000.00                     | -                         | -                   | -                   | -                 | -                 | -                              |
| 2.1.1.1    | MATERIALES ÚTILES Y EQUIPOS MENORES DE OFICINA                            | 2,000.00           | 2,000.00                     | -                         | -                   | -                   | -                 | -                 | -                              |
| 2.1.4      | MAT. ÚTIL Y EQPOS MEN. TECN. DIL. INF. Y COM.                             | 2,000.00           | 2,000.00                     | -                         | -                   | -                   | -                 | -                 | -                              |
| 2.1.4.1    | MAT. ÚTIL Y EQUIPOS MEN. TECN. DIL. INF. Y COM.                           | 2,000.00           | 2,000.00                     | -                         | -                   | -                   | -                 | -                 | -                              |
| 2.1.6      | MATERIAL DE LIMPIEZA  | 10,000.00          | 12,214.73                    | 22,214.73                 | 3,400.01            | 3,400.01            | 3,400.01          | 3,400.01          | 18,814.72                      |
| 2.1.6.1    | MATERIAL DE LIMPIEZA  | 10,000.00          | 12,214.73                    | 22,214.73                 | 3,400.01            | 3,400.01            | 3,400.01          | 3,400.01          | 18,814.72                      |
| 2.4        | MATERIALES Y ART. D'CONST. Y DE REPAR.                                    | 15,000.00          | 15,000.00                    | -                         | -                   | -                   | -                 | -                 | -                              |
| 2.4.3      | CAL. YESO Y PRODUCTOS DE YESO   | 15,000.00          | 15,000.00                    | -                         | -                   | -                   | -                 | -                 | -                              |
| 2.4.3.1    | CAL. YESO Y PRODUCTOS DE YESO   | 15,000.00          | 15,000.00                    | -                         | -                   | -                   | -                 | -                 | -                              |
| 2.5        | PRODUCTOS QUIM. FARMAC. Y DE LABORATORIO                                  | 9,000.00           | 9,000.00                     | -                         | -                   | -                   | -                 | -                 | -                              |
| 2.5.4      | MATERIALES, ACCES. Y SUMIN. MÉDICOS                                       | 9,000.00           | 9,000.00                     | -                         | -                   | -                   | -                 | -                 | -                              |
| 2.5.4.1    | MATERIALES, ACCESORIOS Y SUMINISTROS MÉDICOS                              | 9,000.00           | 9,000.00                     | -                         | -                   | -                   | -                 | -                 | -                              |
| 2.6        | COMBUSTIBLES, LUBRICANTES Y ADITIVOS                                      | 9,000.00           | 9,000.00                     | -                         | -                   | -                   | -                 | -                 | -                              |
| 2.6.1      | COMBUSTIBLES, LUBRICANTES Y ADITIVOS                                      | 9,000.00           | 9,000.00                     | -                         | -                   | -                   | -                 | -                 | -                              |
| 2.6.1.1    | COMBUSTIBLES, LUBRICANTES Y ADITIVOS                                      | 9,000.00           | 9,000.00                     | -                         | -                   | -                   | -                 | -                 | -                              |
| 2.9        | HERRAMIENTAS, REFACC. Y ACCES. MENORES                                    | 4,000.00           | 4,000.00                     | -                         | -                   | -                   | -                 | -                 | -                              |
| 2.9.9      | REFAC. Y OTROS ACC. MEN. OTROS BIEN. MUEB.                                | 4,000.00           | 4,000.00                     | -                         | -                   | -                   | -                 | -                 | -                              |
| 2.9.9.1    | REFACCIONES Y ACCESORIOS MENORES OTROS BIENES MUEBLES                     | 4,000.00           | 4,000.00                     | -                         | -                   | -                   | -                 | -                 | -                              |
| 3          | SERVICIOS GENERALES   | 50,000.00          | 20,629.28                    | 29,370.72                 | 49,122.52           | 49,122.52           | 49,122.52         | 49,122.52         | 19,751.80                      |
| 3.2        | SERVICIOS DE ARRENDAMIENTO  |                    |                              |                           |                     |                     |                   |                   |                                |
| 3.2.9      | OTROS ARRENDAMIENTOS  |                    |                              |                           | 6,496.00            | 6,496.00            | 6,496.00          | 6,496.00          | 6,496.00                       |
| 3.2.9.1    | OTROS ARRENDAMIENTOS  |                    |                              |                           | 6,496.00            | 6,496.00            | 6,496.00          | 6,496.00          | 6,496.00                       |
| 3.3        | SERV. PROF. CIENT. TECN. Y OTROS SERVICIOS                                | 5,000.00           | 5,000.00                     | -                         | 6,496.00            | 6,496.00            | 6,496.00          | 6,496.00          | 6,496.00                       |
| 3.3.8      | SERVICIOS DE VIGILANCIA   | 5,000.00           | 5,000.00                     | -                         | -                   | -                   | -                 | -                 | -                              |
| 3.3.8.1    | SERVICIOS DE VIGILANCIA   | 5,000.00           | 5,000.00                     | -                         | -                   | -                   | -                 | -                 | -                              |
| 3.5        | SERV. D'INST. REPAR. MANITTO Y CONSERVACIÓN.                              | 40,000.00          | 40,000.00                    | -                         | 30,214.52           | 30,214.52           | 30,214.52         | 30,214.52         | 30,214.52                      |



MUNICIPIO DE TLAHUELILPAN  
R.F.C. MTL850101A20  
ESTADO ANALÍTICO DEL EJERCICIO DEL PRESUPUESTO POR FUENTE DE FINANCIAMIENTO  
DEL 1 AL 30 DE SEPTIEMBRE DE 2022.

| Ejercicio del Presupuesto | Egreso Aprobado -1 | Ampliaciones/ Reducciones -2 | Egreso Modificado (3=1+2) | Egreso Comprometido | Egreso Devengado -4 | Egreso Ejercido  | Egreso Pagado -5 | Subejercicio III III+ (6=3-4) III+ |
|---------------------------|--------------------|------------------------------|---------------------------|---------------------|---------------------|------------------|------------------|------------------------------------|
| 3.5.5                     | 40,000.00          | 40,000.00                    | -                         | 30,214.52           | 30,214.52           | 30,214.52        | 30,214.52        | 30,214.52                          |
| 3.5.5.1                   | 40,000.00          | 40,000.00                    | -                         | 30,214.52           | 30,214.52           | 30,214.52        | 30,214.52        | 30,214.52                          |
| 3.8                       | 5,000.00           | 24,370.72                    | 29,370.72                 | 12,412.00           | 12,412.00           | 12,412.00        | 12,412.00        | 16,958.72                          |
| 3.8.2                     | 5,000.00           | 24,370.72                    | 29,370.72                 | 12,412.00           | 12,412.00           | 12,412.00        | 12,412.00        | 16,958.72                          |
| 3.8.2.1                   | 5,000.00           | 24,370.72                    | 29,370.72                 | 12,412.00           | 12,412.00           | 12,412.00        | 12,412.00        | 16,958.72                          |
| 4                         | 15,000.00          | 15,000.00                    | -                         | -                   | -                   | -                | -                | 16,958.72                          |
| 4.4                       | 15,000.00          | 15,000.00                    | -                         | -                   | -                   | -                | -                | 16,958.72                          |
| 4.4.1                     | 15,000.00          | 15,000.00                    | -                         | -                   | -                   | -                | -                | -                                  |
| 4.4.1.1                   | 15,000.00          | 15,000.00                    | -                         | -                   | -                   | -                | -                | -                                  |
| 6                         | 552,586.36         | 465,400.79                   | 1,017,987.15              | 914,961.48          | 914,961.48          | 914,961.48       | 893,664.96       | 103,025.67                         |
| 6.1                       | 552,586.36         | 465,400.79                   | 1,017,987.15              | 914,961.48          | 914,961.48          | 914,961.48       | 893,664.96       | 103,025.67                         |
| 6.1.4                     | 552,586.36         | 465,400.79                   | 1,017,987.15              | 914,961.48          | 914,961.48          | 914,961.48       | 893,664.96       | 103,025.67                         |
| 6.1.4.1                   | 552,586.36         | 465,400.79                   | 1,017,987.15              | 914,961.48          | 914,961.48          | 914,961.48       | 893,664.96       | 103,025.67                         |
| 6.1.4.2                   | -                  | -                            | -                         | 914,961.48          | 914,961.48          | 914,961.48       | 893,664.96       | 1,017,987.15                       |
| 7                         | -                  | -                            | -                         | -                   | -                   | -                | -                | 914,961.48                         |
| 8                         | -                  | -                            | -                         | -                   | -                   | -                | -                | -                                  |
| 9                         | -                  | -                            | -                         | -                   | -                   | -                | -                | -                                  |
| <b>FEIEFF</b>             | <b>67,682.05</b>   | <b>-</b>                     | <b>67,682.05</b>          | <b>46,331.00</b>    | <b>46,331.00</b>    | <b>46,331.00</b> | <b>46,331.00</b> | <b>21,351.05</b>                   |
| 1                         | -                  | -                            | -                         | -                   | -                   | -                | -                | -                                  |
| 2                         | 52,682.05          | -                            | 52,682.05                 | 8,911.00            | 8,911.00            | 8,911.00         | 8,911.00         | 43,771.05                          |
| 2.1                       | 6,682.05           | -                            | 6,682.05                  | 8,911.00            | 8,911.00            | 8,911.00         | 8,911.00         | 2,228.95                           |
| 2.1.4                     | 4,200.00           | -                            | 4,200.00                  | 6,425.00            | 6,425.00            | 6,425.00         | 6,425.00         | -                                  |
| 2.1.4.1                   | 4,200.00           | -                            | 4,200.00                  | 6,425.00            | 6,425.00            | 6,425.00         | 6,425.00         | 2,225.00                           |
| 2.1.6                     | 2,482.05           | -                            | 2,482.05                  | 2,486.00            | 2,486.00            | 2,486.00         | 2,486.00         | 3.95                               |
| 2.1.6.1                   | 2,482.05           | -                            | 2,482.05                  | 2,486.00            | 2,486.00            | 2,486.00         | 2,486.00         | 3.95                               |
| 2.6                       | 46,000.00          | -                            | 46,000.00                 | -                   | -                   | -                | -                | 46,000.00                          |
| 2.6.1                     | 46,000.00          | -                            | 46,000.00                 | -                   | -                   | -                | -                | 46,000.00                          |
| 2.6.1.1                   | 46,000.00          | -                            | 46,000.00                 | -                   | -                   | -                | -                | 46,000.00                          |
| 4                         | 15,000.00          | -                            | 15,000.00                 | 37,420.00           | 37,420.00           | 37,420.00        | 37,420.00        | 46,000.00                          |
| 4.4                       | 15,000.00          | -                            | 15,000.00                 | 37,420.00           | 37,420.00           | 37,420.00        | 37,420.00        | 46,000.00                          |
| 4.4.1                     | 15,000.00          | -                            | 15,000.00                 | 29,490.00           | 29,490.00           | 29,490.00        | 29,490.00        | 22,420.00                          |
| 4.4.1.1                   | 15,000.00          | -                            | 15,000.00                 | 29,490.00           | 29,490.00           | 29,490.00        | 29,490.00        | 22,420.00                          |
| 4.4.3                     | 15,000.00          | -                            | 15,000.00                 | 7,930.00            | 7,930.00            | 7,930.00         | 7,930.00         | 14,490.00                          |
| 4.4.3.1                   | 15,000.00          | -                            | 15,000.00                 | 7,930.00            | 7,930.00            | 7,930.00         | 7,930.00         | 14,490.00                          |
| 5                         | -                  | -                            | -                         | 7,930.00            | 7,930.00            | 7,930.00         | 7,930.00         | 7,930.00                           |
| 6                         | -                  | -                            | -                         | 7,930.00            | 7,930.00            | 7,930.00         | 7,930.00         | 7,930.00                           |
| 7                         | -                  | -                            | -                         | -                   | -                   | -                | -                | -                                  |
| 8                         | -                  | -                            | -                         | -                   | -                   | -                | -                | -                                  |



MUNICIPIO DE TLAHUELILPAN

R.F.C. MTL850101A20

ESTADO ANALÍTICO DEL EJERCICIO DEL PRESUPUESTO POR FUENTE DE FINANCIAMIENTO.  
DEL 1 AL 30 DE SEPTIEMBRE DE 2022.

|         | Ejercicio del Presupuesto               | Egreso Aprobado -1 | Ampliaciones/ Reducciones -2 | Egreso Modificado (3=1+2) | Egreso Comprometido | Egreso Devengado -4 | Egreso Ejercido   | Egreso Pagado -5  | Subejercicio III (6=3-4) III+ |
|---------|---|--------------------|------------------------------|---------------------------|---------------------|---------------------|-------------------|-------------------|-------------------------------|
| 9       | DEUDA PÚBLICA                           | -                  | -                            | -                         | -                   | -                   | -                 | -                 | -                             |
|         | <b>IEFS GASOLINA</b>                    | <b>668,531.00</b>  | <b>28,935.00</b>             | <b>697,466.00</b>         | <b>240,649.00</b>   | <b>240,649.00</b>   | <b>240,649.00</b> | <b>240,649.00</b> | <b>456,817.00</b>             |
| 1       | SERVICIOS PERSONALES                    |                    |                              |                           |                     |                     |                   |                   |                               |
| 2       | MATERIALES Y SUMINISTROS                |                    |                              |                           |                     |                     |                   |                   |                               |
| 3       | SERVICIOS GENERALES                     | <b>668,531.00</b>  | <b>28,935.00</b>             | <b>697,466.00</b>         | <b>240,649.00</b>   | <b>240,649.00</b>   | <b>240,649.00</b> | <b>240,649.00</b> | <b>456,817.00</b>             |
| 3.1     | SERVICIOS BÁSICOS                       | 668,531.00         | 28,935.00                    | 697,466.00                | 240,649.00          | 240,649.00          | 240,649.00        | 240,649.00        | 456,817.00                    |
| 3.1.1   | ENERGÍA ELÉCTRICA                       | 668,531.00         | 28,935.00                    | 697,466.00                | 240,649.00          | 240,649.00          | 240,649.00        | 240,649.00        | 456,817.00                    |
| 3.1.1.1 | ENERGÍA ELÉCTRICA                       | 668,531.00         | 28,935.00                    | 697,466.00                | 240,649.00          | 240,649.00          | 240,649.00        | 240,649.00        | 456,817.00                    |
| 4       | TRANSF.ASIG.SUBSIDIOS Y OTRAS AYUDAS    |                    |                              |                           |                     |                     |                   |                   |                               |
| 5       | BIENES MUEBLES, INMUEBLES E INTANGIBLES |                    |                              |                           |                     |                     |                   |                   |                               |
| 6       | INVERSIÓN PÚBLICA                       |                    |                              |                           |                     |                     |                   |                   |                               |
| 7       | INVERSIONES FINANCIERAS Y OTRAS PROV.   |                    |                              |                           |                     |                     |                   |                   |                               |
| 8       | PARTICIPACIONES Y APORTACIONES          |                    |                              |                           |                     |                     |                   |                   |                               |
| 9       | DEUDA PÚBLICA                           |                    |                              |                           |                     |                     |                   |                   |                               |
|         | <b>IEFS TABACOS</b>                     | <b>293,076.00</b>  | <b>11,615.00</b>             | <b>304,691.00</b>         | <b>223,652.00</b>   | <b>223,652.00</b>   | <b>223,652.00</b> | <b>223,652.00</b> | <b>81,039.00</b>              |
| 1       | SERVICIOS PERSONALES                    |                    |                              |                           |                     |                     |                   |                   |                               |
| 2       | MATERIALES Y SUMINISTROS                |                    |                              |                           |                     |                     |                   |                   |                               |
| 3       | SERVICIOS GENERALES                     | <b>293,076.00</b>  | <b>11,615.00</b>             | <b>304,691.00</b>         | <b>223,652.00</b>   | <b>223,652.00</b>   | <b>223,652.00</b> | <b>223,652.00</b> | <b>81,039.00</b>              |
| 3.1     | SERVICIOS BÁSICOS                       | 292,576.00         | 11,615.00                    | 304,191.00                | 223,652.00          | 223,652.00          | 223,652.00        | 223,652.00        | 80,539.00                     |
| 3.1.1   | ENERGÍA ELÉCTRICA                       | 292,576.00         | 11,615.00                    | 304,191.00                | 223,652.00          | 223,652.00          | 223,652.00        | 223,652.00        | 80,539.00                     |
| 3.1.1.1 | ENERGÍA ELÉCTRICA                       | 292,576.00         | 11,615.00                    | 304,191.00                | 223,652.00          | 223,652.00          | 223,652.00        | 223,652.00        | 80,539.00                     |
| 3.4     | SERVICIOS FINAN. BANC. Y COMERCIALES    | 500.00             | -                            | 500.00                    | 0.00                | 0.00                | 0.00              | 0.00              | 500.00                        |
| 3.4.1   | SERVICIOS FINAN. Y BANCARIOS            | 500.00             | -                            | 500.00                    | 0.00                | 0.00                | 0.00              | 0.00              | 500.00                        |
| 3.4.1.1 | SERVICIOS FINAN. Y BANCARIOS            | 500.00             | -                            | 500.00                    | 0.00                | 0.00                | 0.00              | 0.00              | 500.00                        |
| 4       | TRANSF.ASIG.SUBSIDIOS Y OTRAS AYUDAS    |                    |                              |                           |                     |                     |                   |                   |                               |
| 5       | BIENES MUEBLES, INMUEBLES E INTANGIBLES |                    |                              |                           |                     |                     |                   |                   |                               |
| 6       | INVERSIÓN PÚBLICA                       |                    |                              |                           |                     |                     |                   |                   |                               |
| 7       | INVERSIONES FINANCIERAS Y OTRAS PROV.   |                    |                              |                           |                     |                     |                   |                   |                               |
| 8       | PARTICIPACIONES Y APORTACIONES          |                    |                              |                           |                     |                     |                   |                   |                               |
| 9       | DEUDA PÚBLICA                           |                    |                              |                           |                     |                     |                   |                   |                               |
|         | <b>ISAN</b>                             | <b>106,125.00</b>  | <b>56,352.00</b>             | <b>162,477.00</b>         | <b>130,960.00</b>   | <b>130,960.00</b>   | <b>130,960.00</b> | <b>130,960.00</b> | <b>31,517.00</b>              |
| 1       | SERVICIOS PERSONALES                    |                    |                              |                           |                     |                     |                   |                   |                               |
| 2       | MATERIALES Y SUMINISTROS                |                    |                              |                           |                     |                     |                   |                   |                               |
| 3       | SERVICIOS GENERALES                     | <b>106,125.00</b>  | <b>56,352.00</b>             | <b>162,477.00</b>         | <b>130,960.00</b>   | <b>130,960.00</b>   | <b>130,960.00</b> | <b>130,960.00</b> | <b>31,517.00</b>              |
| 3.1     | SERVICIOS BÁSICOS                       | 106,125.00         | 56,352.00                    | 162,477.00                | 130,960.00          | 130,960.00          | 130,960.00        | 130,960.00        | 31,517.00                     |
| 3.1.1   | ENERGÍA ELÉCTRICA                       | 106,125.00         | 56,352.00                    | 162,477.00                | 130,960.00          | 130,960.00          | 130,960.00        | 130,960.00        | 31,517.00                     |
| 3.1.1.1 | ENERGÍA ELÉCTRICA                       | 106,125.00         | 56,352.00                    | 162,477.00                | 130,960.00          | 130,960.00          | 130,960.00        | 130,960.00        | 31,517.00                     |
| 4       | TRANSF.ASIG.SUBSIDIOS Y OTRAS AYUDAS    |                    |                              |                           |                     |                     |                   |                   |                               |
| 5       | BIENES MUEBLES, INMUEBLES E INTANGIBLES |                    |                              |                           |                     |                     |                   |                   |                               |
| 6       | INVERSIÓN PÚBLICA                       |                    |                              |                           |                     |                     |                   |                   |                               |



MUNICIPIO DE TLAHUELILPAN

R.F.C. MT.L850101A20

ESTADO ANALÍTICO DEL EJERCICIO DEL PRESUPUESTO POR FUENTE DE FINANCIAMIENTO.  
DEL 1 AL 30 DE SEPTIEMBRE DE 2022.

| Ejercicio del Presupuesto  | Egreso Aprobado -1  | Ampliaciones/ Reducciones -2 | Egreso Modificado (3-1+2) | Egreso Comprometido | Egreso Devengado -4 | Egreso Ejercido     | Egreso Pagado -5    | Subejercicio III+ (6-9-4) III+- |
|--|---------------------|------------------------------|---------------------------|---------------------|---------------------|---------------------|---------------------|---------------------------------|
| 7 INVERSIONES FINANCIERAS Y OTRAS PROV.                                      |                     |                              |                           |                     |                     |                     |                     |                                 |
| 8 PARTICIPACIONES Y APORTACIONES   |                     |                              |                           |                     |                     |                     |                     |                                 |
| 9 DEUDA PÚBLICA  |                     |                              |                           |                     |                     |                     |                     |                                 |
| <b>COMPENSACIÓN/ISAN</b>   | <b>30,091.00</b>    | <b>1,459.00</b>              | <b>31,550.00</b>          | <b>20,758.00</b>    | <b>20,758.00</b>    | <b>20,758.00</b>    | <b>20,758.00</b>    | <b>10,792.00</b>                |
| 1 SERVICIOS PERSONALES   |                     |                              |                           |                     |                     |                     |                     |                                 |
| 2 MATERIALES Y SUMINISTROS   |                     |                              |                           |                     |                     |                     |                     |                                 |
| 3 SERVICIOS GENERALES  | 30,091.00           | 1,459.00                     | 31,550.00                 | 20,758.00           | 20,758.00           | 20,758.00           | 20,758.00           | 10,792.00                       |
| 3.1 SERVICIOS BÁSICOS  | 30,091.00           | 1,459.00                     | 31,550.00                 | 20,758.00           | 20,758.00           | 20,758.00           | 20,758.00           | 10,792.00                       |
| 3.1.1 ENERGÍA ELÉCTRICA  | 30,091.00           | 1,459.00                     | 31,550.00                 | 20,758.00           | 20,758.00           | 20,758.00           | 20,758.00           | 10,792.00                       |
| 3.1.1.1 ENERGÍA ELÉCTRICA  | 30,091.00           | 1,459.00                     | 31,550.00                 | 20,758.00           | 20,758.00           | 20,758.00           | 20,758.00           | 10,792.00                       |
| 4 TRANSF.ASIG.SUBSIDIOS Y OTRAS AYUDAS                                       |                     |                              |                           |                     |                     |                     |                     |                                 |
| 5 BIENES MUEBLES, INMUEBLES E INTANGIBLES                                    |                     |                              |                           |                     |                     |                     |                     |                                 |
| 6 INVERSIÓN PÚBLICA  |                     |                              |                           |                     |                     |                     |                     |                                 |
| 7 INVERSIONES FINANCIERAS Y OTRAS PROV.                                      |                     |                              |                           |                     |                     |                     |                     |                                 |
| 8 PARTICIPACIONES Y APORTACIONES   |                     |                              |                           |                     |                     |                     |                     |                                 |
| 9 DEUDA PÚBLICA  |                     |                              |                           |                     |                     |                     |                     |                                 |
| <b>FAISM</b>   | <b>8,425,190.00</b> | <b>1,495,561.00</b>          | <b>9,920,751.00</b>       | <b>6,159,176.13</b> | <b>6,159,176.13</b> | <b>6,159,176.13</b> | <b>3,443,093.31</b> | <b>3,761,574.87</b>             |
| 1 SERVICIOS PERSONALES   |                     |                              |                           |                     |                     |                     |                     |                                 |
| 2 MATERIALES Y SUMINISTROS   |                     |                              |                           |                     |                     |                     |                     |                                 |
| 3 SERVICIOS GENERALES  |                     |                              |                           |                     |                     |                     |                     |                                 |
| 4 TRANSF.ASIG.SUBSIDIOS Y OTRAS AYUDAS                                       |                     |                              |                           |                     |                     |                     |                     |                                 |
| 5 BIENES MUEBLES, INMUEBLES E INTANGIBLES                                    |                     |                              |                           |                     |                     |                     |                     |                                 |
| 6 INVERSIÓN PÚBLICA  | 8,425,190.00        | 1,495,561.00                 | 9,920,751.00              | 6,159,176.13        | 6,159,176.13        | 6,159,176.13        | 3,443,093.31        | 3,761,574.87                    |
| 6.1 OBRA PÚBLICA EBIENES DIDOMINIO PÚBL.                                     | 8,425,190.00        | 1,495,561.00                 | 9,920,751.00              | 6,159,176.13        | 6,159,176.13        | 6,159,176.13        | 3,443,093.31        | 3,761,574.87                    |
| 6.1.4 DIVISIÓN D/TERR.Y CONST.D/OBRAS D/URBAN.                               | 8,425,190.00        | 1,495,561.00                 | 9,920,751.00              | 1,476,782.07        | 1,476,782.07        | 1,476,782.07        | 790,934.38          | 8,443,968.93                    |
| 6.1.4.1 ESTUDIOS Y PROYECTOS   | 8,425,190.00        | 8,425,190.00                 | -                         | -                   | -                   | -                   | -                   | -                               |
| 6.1.4.2 CONST.OBRAS D/URBAN.P/LA DOT.D/SERV.                                 |                     | 9,920,751.00                 | 9,920,751.00              | 1,476,782.07        | 1,476,782.07        | 1,476,782.07        | 790,934.38          | 8,443,968.93                    |
| 6.1.5 CONSTRUCCIÓN DE VÍAS DE COMUNICACIÓN                                   |                     |                              |                           | 4,682,394.06        | 4,682,394.06        | 4,682,394.06        | 2,652,158.93        | 4,682,394.06                    |
| 6.1.5.2 CONSTRUCCIÓN DE VÍAS DE COMUNICACIÓN                                 |                     |                              |                           | 4,682,394.06        | 4,682,394.06        | 4,682,394.06        | 2,652,158.93        | 4,682,394.06                    |
| 7 INVERSIONES FINANCIERAS Y OTRAS PROV.                                      |                     |                              |                           |                     |                     |                     |                     |                                 |
| 8 PARTICIPACIONES Y APORTACIONES   |                     |                              |                           |                     |                     |                     |                     |                                 |
| 9 DEUDA PÚBLICA  |                     |                              |                           |                     |                     |                     |                     |                                 |
| <b>PROGRAMA DE FORTALECIMIENTO A LA TRANSVERSALIDAD DE LA PERSPECTIVA DE</b> | <b>200,000.00</b>   |                              | <b>200,000.00</b>         |                     |                     |                     |                     | <b>200,000.00</b>               |
| 3 SERVICIOS GENERALES  | 200,000.00          |                              | 200,000.00                |                     |                     |                     |                     | 200,000.00                      |
| 3.3 SERV.PROF.CIENT.TÉCN.Y OTROS SERVICIOS                                   | 200,000.00          |                              | 200,000.00                |                     |                     |                     |                     | 200,000.00                      |
| 3.3.4 SERVICIOS DE CAPACITACIÓN  | 200,000.00          |                              | 200,000.00                |                     |                     |                     |                     | 200,000.00                      |
| 3.3.4.1 SERVICIOS DE CAPACITACIÓN  | 200,000.00          |                              | 200,000.00                |                     |                     |                     |                     | 200,000.00                      |
| <b>ISR POR ENAJENACIÓN DE BIENES INMUEBLES.</b>                              | <b>32,253.67</b>    |                              | <b>32,253.67</b>          |                     |                     |                     |                     | <b>32,253.67</b>                |
| 4 TRANSF.ASIG.SUBSIDIOS Y OTRAS AYUDAS                                       | 32,253.67           |                              | 32,253.67                 |                     |                     |                     |                     | 32,253.67                       |



ESTADO ANALÍTICO DEL EJERCICIO DEL PRESUPUESTO POR FUENTE DE FINANCIAMIENTO.  
DEL 1 AL 30 DE SEPTIEMBRE DE 2022.

| Ejercicio del Presupuesto   | Egreso Aprobado -1  | Ampliaciones/ Reducciones -2 | Egreso Modificado (3-1+2) | Egreso Comprometido | Egreso Devengado -4 | Egreso Ejercido | Egreso Pagado -5 | Subejercicio III+ (6-3-4) III+ |
|---|---------------------|------------------------------|---------------------------|---------------------|---------------------|-----------------|------------------|--------------------------------|
| 4.4 AYUDAS SOCIALES   | 32,253.67           | -                            | 32,253.67                 | -                   | -                   | -               | -                | 32,253.67                      |
| 4.4.5 AYUDAS SOC.A INSTIT.SFINES DE LUCRO                                     | 32,253.67           | -                            | 32,253.67                 | -                   | -                   | -               | -                | 32,253.67                      |
| 4.4.5.1 AYUDAS SOC.A INSTIT.SFINES DE LUCRO                                   | 32,253.67           | -                            | 32,253.67                 | -                   | -                   | -               | -                | 32,253.67                      |
| <b>PROGRAMA DE APOYO A LA INFRAESTRUCTURA CULTURAL DE LOS ESTADOS (PAICE)</b> | <b>1,200,000.00</b> | -                            | <b>1,200,000.00</b>       | -                   | -                   | -               | -                | <b>1,200,000.00</b>            |
| 6 INVERSIÓN PÚBLICA   | 1,200,000.00        | -                            | 1,200,000.00              | -                   | -                   | -               | -                | 1,200,000.00                   |
| 6.2 OBRA PÚBLICA EN BIENES PROPIOS  | 1,200,000.00        | -                            | 1,200,000.00              | -                   | -                   | -               | -                | 1,200,000.00                   |
| 6.2.2 EDIFICACIÓN NO HABITACIONAL   | 1,200,000.00        | -                            | 1,200,000.00              | -                   | -                   | -               | -                | 1,200,000.00                   |
| 6.2.2.1 ESTUDIOS Y PROYECTOS PEDIFIC.NHABITAC.                                | 1,200,000.00        | -                            | 1,200,000.00              | -                   | -                   | -               | -                | 1,200,000.00                   |
| <b>DONACIÓN PEMEX</b>   | -                   | -                            | -                         | -                   | -                   | -               | -                | -                              |
| 2 MATERIALES Y SUMINISTROS  | -                   | 1,273,988.00                 | 1,273,988.00              | 1,159,522.08        | 1,159,522.08        | 1,159,522.08    | 1,159,522.08     | 114,465.92                     |
| 2.6 COMBUSTIBLES, LUBRICANTES Y ADITIVOS                                      | -                   | 1,273,988.00                 | 1,273,988.00              | 1,159,522.08        | 1,159,522.08        | 1,159,522.08    | 1,159,522.08     | 114,465.92                     |
| 2.6.1 COMBUSTIBLES, LUBRICANTES Y ADITIVOS                                    | -                   | 1,273,988.00                 | 1,273,988.00              | 1,159,522.08        | 1,159,522.08        | 1,159,522.08    | 1,159,522.08     | 114,465.92                     |
| 2.6.1.1 COMBUSTIBLES, LUBRICANTES Y ADITIVOS                                  | -                   | 1,273,988.00                 | 1,273,988.00              | 1,159,522.08        | 1,159,522.08        | 1,159,522.08    | 1,159,522.08     | 114,465.92                     |
| <b>PRODDER 2022</b>   | -                   | 211,352.00                   | 211,352.00                | 211,352.00          | 211,352.00          | 211,352.00      | 211,352.00       | -                              |
| 5 BIENES MUEBLES, INMUEBLES E INTANGIBLES                                     | -                   | 211,352.00                   | 211,352.00                | 211,352.00          | 211,352.00          | 211,352.00      | 211,352.00       | -                              |
| 5.6 MAQUINARIA, OTROS EQUIPOS Y HERRAMIENTAS                                  | -                   | 211,352.00                   | 211,352.00                | 211,352.00          | 211,352.00          | 211,352.00      | 211,352.00       | -                              |
| 5.6.7 HERRAMIENTAS Y MÁQUINAS-HERRAMIENTA                                     | -                   | 211,352.00                   | 211,352.00                | 211,352.00          | 211,352.00          | 211,352.00      | 211,352.00       | -                              |
| 5.6.7.1 HERRAMIENTAS Y MÁQUINAS - HERRAMIENTA                                 | -                   | 211,352.00                   | 211,352.00                | 211,352.00          | 211,352.00          | 211,352.00      | 211,352.00       | -                              |
| <b>RECURSOS EXTRAORDINARIOS</b>   | -                   | 39,380,890.00                | 39,380,890.00             | 39,377,552.00       | 39,377,552.00       | 39,377,552.00   | 39,377,552.00    | 3,338.00                       |
| 3 SERVICIOS GENERALES   | -                   | 39,380,890.00                | 39,380,890.00             | 39,377,552.00       | 39,377,552.00       | 39,377,552.00   | 39,377,552.00    | 3,338.00                       |
| 3.2 SERVICIOS DE ARRENDAMIENTO  | -                   | 28,732,727.00                | 28,732,727.00             | 28,732,727.00       | 28,732,727.00       | 28,732,727.00   | 28,732,727.00    | -                              |
| 3.2.6 ARRENDAMIENTO DIMAQ. OTROS EOPOS Y HERR.                                | -                   | 28,732,727.00                | 28,732,727.00             | 28,732,727.00       | 28,732,727.00       | 28,732,727.00   | 28,732,727.00    | -                              |
| 3.2.6.1 ARRENDAMIENTO DIMAQ. OTROS EOPOS Y HERR.                              | -                   | 28,732,727.00                | 28,732,727.00             | 28,732,727.00       | 28,732,727.00       | 28,732,727.00   | 28,732,727.00    | -                              |
| 3.3 SERV.PROF.CIENT.TÉCN.Y OTROS SERVICIOS                                    | -                   | 10,648,163.00                | 10,648,163.00             | 10,648,163.00       | 10,648,163.00       | 10,648,163.00   | 10,648,163.00    | -                              |
| 3.3.3 SERV.D/CONS.ADVIA.PROC.TEC.Y TEC.D/L INF.                               | -                   | 10,648,163.00                | 10,648,163.00             | 10,648,163.00       | 10,648,163.00       | 10,648,163.00   | 10,648,163.00    | -                              |
| 3.3.3.1 SERV.D/CONS.ADVIA.PROC.TEC.Y TEC.D/L INF.                             | -                   | 10,648,163.00                | 10,648,163.00             | 10,648,163.00       | 10,648,163.00       | 10,648,163.00   | 10,648,163.00    | -                              |
| <b>FOCOM 2021</b>   | -                   | 88,557.69                    | 88,557.69                 | 88,557.69           | 88,557.69           | 88,557.69       | 88,557.69        | -                              |
| 3 SERVICIOS GENERALES   | -                   | 88,557.69                    | 88,557.69                 | 88,557.69           | 88,557.69           | 88,557.69       | 88,557.69        | -                              |
| 3.1 SERVICIOS BÁSICOS   | -                   | 88,557.69                    | 88,557.69                 | 88,557.69           | 88,557.69           | 88,557.69       | 88,557.69        | -                              |
| 3.1.1 ENERGÍA ELÉCTRICA   | -                   | 88,557.69                    | 88,557.69                 | 88,557.69           | 88,557.69           | 88,557.69       | 88,557.69        | -                              |
| 3.1.1.1 ENERGÍA ELÉCTRICA   | -                   | 88,557.69                    | 88,557.69                 | 88,557.69           | 88,557.69           | 88,557.69       | 88,557.69        | -                              |
| <b>FOCOM 2022</b>   | -                   | 163,783.86                   | 163,783.86                | 163,783.86          | 163,783.86          | 163,783.86      | 163,783.86       | -                              |
| 2 MATERIALES Y SUMINISTROS  | -                   | 163,783.86                   | 163,783.86                | 163,783.86          | 163,783.86          | 163,783.86      | 163,783.86       | -                              |
| 2.1 MAERIALES DE ADMINISTRACIÓN, EMISIÓN DE DOCUMENTOS Y ARTÍCULOS OFICIALES  | -                   | 71,264.86                    | 71,264.86                 | 71,264.86           | 71,264.86           | 71,264.86       | 71,264.86        | -                              |
| 2.1.1 MATERIALES, ÚTILES Y EQUIPOS MENORES DE OFICINA                         | -                   | 71,264.86                    | 71,264.86                 | 71,264.86           | 71,264.86           | 71,264.86       | 71,264.86        | -                              |
| 2.1.1.1 MATERIALES ÚTILES Y EQUIPOS MENORES DE OFICINA                        | -                   | 71,264.86                    | 71,264.86                 | 71,264.86           | 71,264.86           | 71,264.86       | 71,264.86        | -                              |
| 2.1.1.1.1 MATERIALES ÚTILES Y EQUIPOS MENORES DE OFICINA                      | -                   | 34,914.87                    | 34,914.87                 | 34,914.87           | 34,914.87           | 34,914.87       | 34,914.87        | -                              |
| 2.1.1.1.1.1 MATERIALES ÚTILES Y EQUIPOS MENORES DE OFICINA                    | -                   | 34,914.87                    | 34,914.87                 | 34,914.87           | 34,914.87           | 34,914.87       | 34,914.87        | -                              |



MUNICIPIO DE TLAHUELILPAN

R.F.C. MTL850101A20

ESTADO ANALÍTICO DEL EJERCICIO DEL PRESUPUESTO POR FUENTE DE FINANCIAMIENTO.  
DEL 1 AL 30 DE SEPTIEMBRE DE 2022.

| Ejercicio del Presupuesto                              | Egreso Aprobado -1      | Ampliaciones/Reducciones -2 | Egreso Modificado (3=1+2) | Egreso Comprometido     | Egreso Devengado -4     | Egreso Ejercido         | Egreso Pagado -5        | Subejercicio III (6=3-4) III+ |
|--|-------------------------|-----------------------------|---------------------------|-------------------------|-------------------------|-------------------------|-------------------------|-------------------------------|
| 2.1.4 MAT. ÚTIL. Y EQUIPOS MEN. TECN. D/L INF. Y COM.  |                         |                             |                           | 36,349.99               | 36,349.99               | 36,349.99               | 36,349.99               | 36,349.99                     |
| 2.1.4.1 MAT. ÚTIL Y EQUIPOS MEN. TECN. D/L INF. Y COM. |                         |                             |                           | 36,349.99               | 36,349.99               | 36,349.99               | 36,349.99               | 36,349.99                     |
| 3 SERVICIOS GENERALES                                  |                         | 744,752.00                  | 744,752.00                | 92,519.00               | 92,519.00               | 92,519.00               | 92,519.00               | 652,233.00                    |
| 3.1 SERVICIOS BÁSICOS                                  |                         | 744,752.00                  | 744,752.00                | 92,519.00               | 92,519.00               | 92,519.00               | 92,519.00               | 652,233.00                    |
| 3.1.1 ENERGÍA ELÉCTRICA                                |                         | 744,752.00                  | 744,752.00                | 92,519.00               | 92,519.00               | 92,519.00               | 92,519.00               | 652,233.00                    |
| 3.1.1.1 ENERGÍA ELÉCTRICA                              |                         | 744,752.00                  | 744,752.00                | 92,519.00               | 92,519.00               | 92,519.00               | 92,519.00               | 652,233.00                    |
| <b>REPO FERIA</b>                                      |                         |                             |                           | <b>200,000.00</b>       | <b>200,000.00</b>       | <b>200,000.00</b>       | <b>200,000.00</b>       | <b>200,000.00</b>             |
| 3 SERVICIOS GENERALES                                  |                         |                             |                           | 200,000.00              | 200,000.00              | 200,000.00              | 200,000.00              | 200,000.00                    |
| 3.8 SERVICIOS OFICIALES                                |                         |                             |                           | 200,000.00              | 200,000.00              | 200,000.00              | 200,000.00              | 200,000.00                    |
| 3.8.2 GASTOS DE ORDEN SOCIAL Y CULTURAL                |                         |                             |                           | 200,000.00              | 200,000.00              | 200,000.00              | 200,000.00              | 200,000.00                    |
| 3.8.2.1 GASTOS DE ORDEN SOCIAL Y CULTURAL              |                         |                             |                           | 200,000.00              | 200,000.00              | 200,000.00              | 200,000.00              | 200,000.00                    |
| <b>TOTAL DEL GASTO</b>                                 | <b>\$ 63,916,122.97</b> | <b>\$ 45,192,313.65</b>     | <b>\$ 109,108,436.62</b>  | <b>\$ 83,254,720.78</b> | <b>\$ 83,245,844.00</b> | <b>\$ 83,245,844.00</b> | <b>\$ 80,203,365.24</b> | <b>\$ 26,607,344.62</b>       |

LIC. JOSÉ ALFREDO DÍAZ MORENO.  
PRESIDENTE MUNICIPAL CONSTITUCIONAL



ARQ. SELENE FLORES CORTÉS.  
TESORERA MUNICIPAL

LIC. NOELIA BETHSABE MEZA JIMÉNEZ.  
SINDICO PROCURADOR



MUNICIPIO DE TLAHUELILPAN  
R.F.C. MTL850101A20  
ESTADO ANALÍTICO DEL EJERCICIO DEL PRESUPUESTO POR FUENTE DE FINANCIAMIENTO.  
DEL 1 AL 31 DE AGOSTO DE 2022.

| Ejercicio del Presupuesto   | Egreso Aprobado<br>-1 | Ampliaciones/<br>Reducciones<br>-2 | Egreso Modificado<br>(3=1+2) | Egreso Comprometido | Egreso Devengado<br>-4 | Egreso Ejercido     | Egreso Pagado<br>-5 | Subejercicio<br>III+<br>(6=3-4) III+ |
|---|-----------------------|------------------------------------|------------------------------|---------------------|------------------------|---------------------|---------------------|--------------------------------------|
| <b>REPO</b>   | <b>10,603,611.55</b>  | -                                  | <b>10,603,611.55</b>         | <b>4,627,310.63</b> | <b>4,627,310.63</b>    | <b>4,627,310.63</b> | <b>4,621,995.77</b> | <b>5,976,300.92</b>                  |
| 1 SERVICIOS PERSONALES  | -                     | -                                  | -                            | -                   | -                      | -                   | -                   | -                                    |
| 1.1 SERVICIOS PERSONALES  | -                     | -                                  | -                            | -                   | -                      | -                   | -                   | -                                    |
| 1.2 REMUNERACIONES PERSONALES   | -                     | -                                  | -                            | -                   | -                      | -                   | -                   | -                                    |
| 1.2.2 SUELDOS BASE AL PERSONAL EVENTUAL   | -                     | -                                  | -                            | -                   | -                      | -                   | -                   | -                                    |
| 1.2.2.1 SUELDOS BASE A PERSONAL EVENTUAL  | -                     | -                                  | -                            | -                   | -                      | -                   | -                   | -                                    |
| 1.3 REMUNERACIONES ADICIONALES Y ESPECIALES   | -                     | -                                  | -                            | -                   | -                      | -                   | -                   | -                                    |
| 1.3.1 PRIMAS POR AÑOS DE SERV. EFECT. PRESTADOS                                       | -                     | -                                  | -                            | -                   | -                      | -                   | -                   | -                                    |
| 1.3.1.1 PRIMAS POR AÑOS DE SERVICIOS EFECTIVAMENTE PRESTADOS                          | -                     | -                                  | -                            | -                   | -                      | -                   | -                   | -                                    |
| 1.3.2 PRIMAS DE VACACIONES Y GRATIFICACIONES  | -                     | -                                  | -                            | -                   | -                      | -                   | -                   | -                                    |
| 1.3.2.1 PRIMAS DE VACACIONES  | -                     | -                                  | -                            | -                   | -                      | -                   | -                   | -                                    |
| 1.3.2.2 AGUINALDO O GRATIFICACION DE FIN DE AÑO                                       | -                     | -                                  | -                            | -                   | -                      | -                   | -                   | -                                    |
| 2 MATERIALES Y SUMINISTROS  | 1,628,877.76          | 101,773.14                         | 1,527,104.62                 | 792,435.37          | 792,435.37             | 792,435.37          | 792,435.37          | 734,669.25                           |
| 2.1 MATERIALES DE ADMINISTRACIÓN, EMISIÓN DE DOCUMENTOS Y ARTÍCULOS OFICIALES         | 309,900.00            | 54,983.60                          | 254,916.40                   | 110,984.22          | 110,984.22             | 110,984.22          | 110,984.22          | 143,932.18                           |
| 2.1.1 MATERIALES, ÚTILES Y EQUIPOS MENORES DE OFICINA                                 | 120,000.00            | 11,013.13                          | 131,013.13                   | 73,927.22           | 73,927.22              | 73,927.22           | 73,927.22           | 57,085.91                            |
| 2.1.1.1 MATERIALES ÚTILES Y EQUIPOS MENORES DE OFICINA                                | 120,000.00            | 11,013.13                          | 131,013.13                   | 73,927.22           | 73,927.22              | 73,927.22           | 73,927.22           | 57,085.91                            |
| 2.1.4 MATERIAL DE IMPRESIÓN Y EQUIPOS MENORES DE IMPRESIÓN                            | 67,900.00             | -                                  | 67,900.00                    | -                   | -                      | -                   | -                   | -                                    |
| 2.1.4.1 MATERIAL DE IMPRESIÓN Y EQUIPOS MENORES DE IMPRESIÓN                          | 67,900.00             | -                                  | 67,900.00                    | -                   | -                      | -                   | -                   | -                                    |
| 2.1.5 MATERIAL DE IMPRESIÓN Y EQUIPOS MENORES DE IMPRESIÓN                            | 67,900.00             | -                                  | 67,900.00                    | -                   | -                      | -                   | -                   | -                                    |
| 2.1.5.1 MATERIAL DE IMPRESIÓN Y EQUIPOS MENORES DE IMPRESIÓN                          | 67,900.00             | -                                  | 67,900.00                    | -                   | -                      | -                   | -                   | -                                    |
| 2.1.6 MATERIAL DE LIMPIEZA  | 20,000.00             | -                                  | 20,000.00                    | -                   | -                      | -                   | -                   | -                                    |
| 2.1.6.1 MATERIAL DE LIMPIEZA  | 20,000.00             | -                                  | 20,000.00                    | -                   | -                      | -                   | -                   | -                                    |
| 2.2 ALIMENTOS Y UTENSILIOS  | 102,000.00            | -                                  | 102,000.00                   | -                   | -                      | -                   | -                   | -                                    |
| 2.2.1 PRODUCTOS ALIMENTICIOS PARA PERSONAS  | 109,000.00            | -                                  | 109,000.00                   | -                   | -                      | -                   | -                   | -                                    |
| 2.2.1.1 PRODUCTOS ALIMENTICIOS PARA PERSONAS  | 109,000.00            | -                                  | 109,000.00                   | -                   | -                      | -                   | -                   | -                                    |
| 2.2.2 PRODUCTOS ALIMENTICIOS PARA ANIMALES  | 109,000.00            | -                                  | 109,000.00                   | -                   | -                      | -                   | -                   | -                                    |
| 2.2.2.1 PRODUCTOS ALIMENTICIOS PARA ANIMALES  | 109,000.00            | -                                  | 109,000.00                   | -                   | -                      | -                   | -                   | -                                    |
| 2.2.3 PRODUCTOS ALIMENTICIOS PARA ANIMALES  | 109,000.00            | -                                  | 109,000.00                   | -                   | -                      | -                   | -                   | -                                    |
| 2.2.3.1 PRODUCTOS ALIMENTICIOS PARA ANIMALES  | 109,000.00            | -                                  | 109,000.00                   | -                   | -                      | -                   | -                   | -                                    |
| 2.3 MATERIAS PRIMAS Y MATERIALES DE PRODUCCIÓN Y COMERCIALIZACIÓN                     | 63,741.35             | 63,741.35                          | 127,482.70                   | 9,955.75            | 9,955.75               | 9,955.75            | 9,955.75            | 54,002.04                            |
| 2.3.1 PRODUCTOS ALIMENTICIOS AGROPECUARIOS Y FORESTALES ADQUIRIDOS COMO MATERIA PRIMA | 63,741.35             | 63,741.35                          | 127,482.70                   | 9,955.75            | 9,955.75               | 9,955.75            | 9,955.75            | 54,002.04                            |
|   |                       |                                    |                              | 374.44              | 374.44                 | 374.44              | 374.44              | 63,563.35                            |





MUNICIPIO DE TLAHUELILPAN  
R.F.C. MTL850101A20  
ESTADO ANALÍTICO DEL EJERCICIO DEL PRESUPUESTO POR FUENTE DE FINANCIAMIENTO.  
DEL 1 AL 31 DE AGOSTO DE 2022.

| Ejercicio del Presupuesto   | Egreso Aprobado -1 | Ampliaciones/ Reducciones -2 | Egreso Modificado (3=1+2) | Egreso Comprometido | Egreso Devengado -4 | Egreso Ejercido | Egreso Pagado -5 | Subejercicio III (6=3-4) III+ |
|---|--------------------|------------------------------|---------------------------|---------------------|---------------------|-----------------|------------------|-------------------------------|
| 2.3.1.1 PRODUCTOS ALIMENTARIOS AGROPECUARIOS Y FORESTAL ADQUIRIDOS COMO MATERIA PRIMA |                    | 63,957.79                    | 63,957.79                 | 374.44              | 374.44              | 374.44          | 374.44           | 63,583.35                     |
| 2.3.5 PROD. QUÍM. FARM. Y LAB. ADQ. COMO M.P.   |                    | -                            | -                         | 9,581.31            | 9,581.31            | 9,581.31        | 9,581.31         | 9,581.31                      |
| 2.3.5.1 PROD. QUÍMICOS FARMACEUTICOS Y LABORATORIO ADQ. COMO M.P.                     |                    | -                            | -                         | 9,581.31            | 9,581.31            | 9,581.31        | 9,581.31         | 9,581.31                      |
| 2.4 MATERIALES Y ART.D/CONST.Y DE REPAR.  | 403,077.76         | 16,825.30                    | 386,252.46                | 243,492.90          | 243,492.90          | 243,492.90      | 243,492.90       | 142,759.56                    |
| 2.4.1 PRODUCTOS MINERALES NO METÁLICOS  |                    |                              |                           | 13,199.98           | 13,199.98           | 13,199.98       | 13,199.98        | 13,199.98                     |
| 2.4.1.1 PRODUCTOS MINERALES NO METÁLICOS  |                    |                              |                           | 13,199.98           | 13,199.98           | 13,199.98       | 13,199.98        | 13,199.98                     |
| 2.4.2 CEMENTO Y PRODUCTOS DE CONCRETO   | 96,000.00          | 38,806.00                    | 57,194.00                 | 17,781.98           | 17,781.98           | 17,781.98       | 17,781.98        | 39,412.02                     |
| 2.4.2.1 CEMENTO Y PRODUCTOS DE CONCRETO   | 96,000.00          | 38,806.00                    | 57,194.00                 | 17,781.98           | 17,781.98           | 17,781.98       | 17,781.98        | 39,412.02                     |
| 2.4.3 CAL, YESO Y PRODUCTOS DE YESO   | 15,000.00          | 6,250.00                     | 8,750.00                  | -                   | -                   | -               | -                | 8,750.00                      |
| 2.4.3.1 CAL, YESO Y PRODUCTOS DE YESO   | 15,000.00          | 6,250.00                     | 8,750.00                  | -                   | -                   | -               | -                | 8,750.00                      |
| 2.4.4 MADERA Y PRODUCTOS DE MADERA  | 30,000.00          | 12,500.00                    | 17,500.00                 | 2,668.00            | 2,668.00            | 2,668.00        | 2,668.00         | 14,832.00                     |
| 2.4.4.1 MADERA Y PRODUCTOS DE MADERA  | 30,000.00          | 12,500.00                    | 17,500.00                 | 2,668.00            | 2,668.00            | 2,668.00        | 2,668.00         | 14,832.00                     |
| 2.4.6 MATERIAL ELÉCTRICO Y ELECTRONICO  | 72,000.00          | 109,652.92                   | 181,652.92                | 163,626.77          | 163,626.77          | 163,626.77      | 163,626.77       | 18,026.15                     |
| 2.4.6.1 MATERIAL ELCTRICO Y ELECTRONICO   | 72,000.00          | 109,652.92                   | 181,652.92                | 163,626.77          | 163,626.77          | 163,626.77      | 163,626.77       | 18,026.15                     |
| 2.4.7 ARTÍCULOS METÁLICOS PARA LA CONSTRUCCIÓN  | 54,000.00          | 13,482.18                    | 40,517.82                 | 24,724.57           | 24,724.57           | 24,724.57       | 24,724.57        | 18,026.15                     |
| 2.4.7.1 ARTÍCULOS METÁLICOS PARA LA CONSTRUCCIÓN                                      | 54,000.00          | 13,482.18                    | 40,517.82                 | 24,724.57           | 24,724.57           | 24,724.57       | 24,724.57        | 18,026.15                     |
| 2.4.8 MATERIALES COMPLEMENTARIOS  | 55,000.00          | 22,581.64                    | 32,418.36                 | 13,215.10           | 13,215.10           | 13,215.10       | 13,215.10        | 15,793.25                     |
| 2.4.8.1 MATERIALES COMPLEMENTARIOS  | 55,000.00          | 22,581.64                    | 32,418.36                 | 13,215.10           | 13,215.10           | 13,215.10       | 13,215.10        | 15,793.25                     |
| 2.4.9 OTROS MATERIALES Y ART.D/CONST.Y REPAR.   | 81,077.76          | 32,858.40                    | 48,219.36                 | 8,276.50            | 8,276.50            | 8,276.50        | 8,276.50         | 19,203.26                     |
| 2.4.9.1 OTROS MATERIALES Y ARTÍCULOS DE CONSTRUCCIÓN Y REPARACIÓN                     | 81,077.76          | 32,858.40                    | 48,219.36                 | 8,276.50            | 8,276.50            | 8,276.50        | 8,276.50         | 19,203.26                     |
| 2.5 PRODUCTOS QUÍM. FARMAC.Y DE LABORATORIO   | 72,000.00          | 22,103.95                    | 49,896.05                 | 19,525.44           | 19,525.44           | 19,525.44       | 19,525.44        | 30,370.61                     |
| 2.5.1 PRODUCTOS QUÍMICOS BÁSICOS  | 12,000.00          | 5,000.00                     | 7,000.00                  | -                   | -                   | -               | -                | 7,000.00                      |
| 2.5.1.1 PRODUCTOS QUÍMICOS BÁSICOS  | 12,000.00          | 5,000.00                     | 7,000.00                  | -                   | -                   | -               | -                | 7,000.00                      |
| 2.5.3 MEDICINAS Y PRODUCTOS FARMACÉUTICOS   | 30,000.00          | 10,940.00                    | 19,060.00                 | 4,009.39            | 4,009.39            | 4,009.39        | 4,009.39         | 15,050.61                     |
| 2.5.3.1 MEDICINAS Y PRODUCTOS FARMACÉUTICOS   | 30,000.00          | 10,940.00                    | 19,060.00                 | 4,009.39            | 4,009.39            | 4,009.39        | 4,009.39         | 15,050.61                     |
| 2.5.4 MATERIALES, ACCES. Y SUMIN. MÉDICOS   | 30,000.00          | 8,599.95                     | 21,400.05                 | 5,100.05            | 5,100.05            | 5,100.05        | 5,100.05         | 16,300.00                     |
| 2.5.4.1 MATERIALES, ACCESORIOS Y SUMINISTROS MÉDICOS                                  | 30,000.00          | 8,599.95                     | 21,400.05                 | 5,100.05            | 5,100.05            | 5,100.05        | 5,100.05         | 16,300.00                     |
| 2.5.6 FIBRAS SINT. HULES, PLÁST.Y DERIVADOS   |                    |                              |                           | 7,980.00            | 7,980.00            | 7,980.00        | 7,980.00         | 7,980.00                      |
| 2.5.6.1 FIBRAS SINT. HULES, PLÁSTICOS Y DERIVADOS                                     |                    |                              |                           | 7,980.00            | 7,980.00            | 7,980.00        | 7,980.00         | 7,980.00                      |
| 2.5.9 OTROS PRODUCTOS QUÍMICOS  |                    | 2,436.00                     | 2,436.00                  | 2,436.00            | 2,436.00            | 2,436.00        | 2,436.00         | -                             |
| 2.5.9.1 OTROS PRODUCTOS QUÍMICOS  |                    | 2,436.00                     | 2,436.00                  | 2,436.00            | 2,436.00            | 2,436.00        | 2,436.00         | -                             |
| 2.6 COMBUSTIBLES, LUBRICANTES Y ADITIVOS  | 410,000.00         | 151,494.71                   | 258,505.29                | 102,696.69          | 102,696.69          | 102,696.69      | 102,696.69       | 155,808.60                    |
| 2.6.1 COMBUSTIBLES, LUBRICANTES Y ADITIVOS  | 410,000.00         | 151,494.71                   | 258,505.29                | 102,696.69          | 102,696.69          | 102,696.69      | 102,696.69       | 155,808.60                    |
| 2.6.1.1 COMBUSTIBLES, LUBRICANTES Y ADITIVOS  | 410,000.00         | 151,494.71                   | 258,505.29                | 102,696.69          | 102,696.69          | 102,696.69      | 102,696.69       | 155,808.60                    |
| 2.7 VEST.BLANCOS, PREND.D/PROT.Y ART.DEP.   | 163,500.00         | 97,543.00                    | 125,957.00                | 32,498.01           | 32,498.01           | 32,498.01       | 32,498.01        | 93,458.99                     |





MUNICIPIO DE TLAHUELILPAN  
R.F.C. MTL850101A20  
ESTADO ANALÍTICO DEL EJERCICIO DEL PRESUPUESTO POR FUENTE DE FINANCIAMIENTO.  
DEL 1 AL 31 DE AGOSTO DE 2022.

| Ejercicio del Presupuesto  | Egreso Aprobado -1  | Ampliaciones/ Reducciones -2 | Egreso Modificado (3=1+2) | Egreso Comprometido | Egreso Devengado -4 | Egreso Ejercido     | Egreso Pagado -5    | Subejercicio III III+ (6=3-4) III+ |
|--|---------------------|------------------------------|---------------------------|---------------------|---------------------|---------------------|---------------------|------------------------------------|
| 2.7.1 VESTUARIO Y UNIFORMES  | 105,000.00          | -                            | 63,860.00                 | 2,610.00            | 2,610.00            | 2,610.00            | 2,610.00            | 61,250.00                          |
| 2.7.1.1 VESTUARIOS Y UNIFORMES   | 105,000.00          | 41,140.00                    | 63,860.00                 | 2,610.00            | 2,610.00            | 2,610.00            | 2,610.00            | 61,250.00                          |
| 2.7.2 PRENDAS DE SEG. Y PROT. PERSONAL   | 36,000.00           | 12,972.00                    | 48,972.00                 | 29,668.00           | 29,668.00           | 29,668.00           | 29,668.00           | 19,304.00                          |
| 2.7.2.1 PRENDAS DE SEG. Y PROTECCION DEL PERSONAL  | 36,000.00           | 12,972.00                    | 48,972.00                 | 29,668.00           | 29,668.00           | 29,668.00           | 29,668.00           | 19,304.00                          |
| 2.7.3 ARTICULOS DEPORTIVOS   | 7,500.00            | -                            | 4,375.00                  | -                   | -                   | -                   | -                   | 4,375.00                           |
| 2.7.3.1 ARTICULOS DEPORTIVOS   | 7,500.00            | 3,125.00                     | 4,375.00                  | -                   | -                   | -                   | -                   | 4,375.00                           |
| 2.7.4 PRODUCTOS TEXTILES   | 7,500.00            | 3,125.00                     | 4,375.00                  | -                   | -                   | -                   | -                   | 4,375.00                           |
| 2.7.4.1 PRODUCTOS TEXTILES   | 7,500.00            | 3,125.00                     | 4,375.00                  | 220.01              | 220.01              | 220.01              | 220.01              | 220.01                             |
| 2.7.5 BLANC. Y OTROS PROD. TEXT. EXCEPTO PREND. D.VES.                                     | 15,000.00           | 6,250.00                     | 8,750.00                  | 220.01              | 220.01              | 220.01              | 220.01              | 220.01                             |
| 2.7.5.1 BLANCOS Y OTROS PROD. TEX. EXC.  | 15,000.00           | -                            | 8,750.00                  | -                   | -                   | -                   | -                   | 8,750.00                           |
| 2.7.5.1.1 PRENDAS D.VES.   | 15,000.00           | 6,250.00                     | 8,750.00                  | -                   | -                   | -                   | -                   | 8,750.00                           |
| 2.9 HERRAMIENTAS, REFACC. Y ACCES. MENORES   | 161,400.00          | 17,267.54                    | 178,667.54                | 143,158.56          | 143,158.56          | 143,158.56          | 143,158.56          | 35,508.98                          |
| 2.9.1 HERRAMIENTAS MENORES   | 72,000.00           | 28,492.00                    | 43,508.00                 | 38,066.54           | 38,066.54           | 38,066.54           | 38,066.54           | 5,441.46                           |
| 2.9.1.1 HERRAMIENTAS MENORES   | 72,000.00           | 28,492.00                    | 43,508.00                 | 38,066.54           | 38,066.54           | 38,066.54           | 38,066.54           | 5,441.46                           |
| 2.9.2 REFACCIONES Y ACCES. MEN. DIEDIFICIOS  | 6,000.00            | 645.00                       | 6,645.00                  | 3,302.99            | 3,302.99            | 3,302.99            | 3,302.99            | 3,342.01                           |
| 2.9.2.1 REFACCIONES Y ACCESORIOS MENORES DE EDIFICIOS                                      | 6,000.00            | 645.00                       | 6,645.00                  | 3,302.99            | 3,302.99            | 3,302.99            | 3,302.99            | 3,342.01                           |
| 2.9.3 REF. Y ACC. MEN. MOB. EQPO. DIADM. EDUC. Y REC.                                      | 6,000.00            | 6,000.00                     | 6,000.00                  | 6,000.00            | 6,000.00            | 6,000.00            | 6,000.00            | -                                  |
| 2.9.3.1 REF. Y ACCESORIOS MENORES MOB. EQUIPO DE ADMON. EDUCACION Y RECREATIVO             | 6,000.00            | 6,000.00                     | 6,000.00                  | 6,000.00            | 6,000.00            | 6,000.00            | 6,000.00            | -                                  |
| 2.9.4 REF. Y ACC. MEN. EQPO. D/COMP. Y TEC. D/INF.   | 6,000.00            | 645.00                       | 6,645.00                  | 3,302.99            | 3,302.99            | 3,302.99            | 3,302.99            | 3,342.01                           |
| 2.9.4.1 REFACCIONES Y ACCESORIOS MENORES EQUIPO DE CÓMPUTO Y TECNOLOGIAS DE LA INFORMACION | 6,000.00            | 645.00                       | 6,645.00                  | 3,302.99            | 3,302.99            | 3,302.99            | 3,302.99            | 3,342.01                           |
| 2.9.6 REFACCIONES Y ACCES. MEN. D/EQPO. D/TRANSP.  | 71,400.00           | -                            | 72,974.54                 | 65,092.72           | 65,092.72           | 65,092.72           | 65,092.72           | 7,881.82                           |
| 2.9.6.1 REFACCIONES Y ACCESORIOS MENORES DE EQUIPO DE TRANSPORTE                           | 71,400.00           | 1,574.54                     | 72,974.54                 | 65,092.72           | 65,092.72           | 65,092.72           | 65,092.72           | 7,881.82                           |
| 2.9.8 REFACCIONES Y ACC. MEN. D/MAQ. Y OTROS EQ.   | 12,000.00           | 5,000.00                     | 7,000.00                  | 23,200.00           | 23,200.00           | 23,200.00           | 23,200.00           | 16,200.00                          |
| 2.9.8.1 REFACCIONES Y ACCESORIOS MENORES DE MAQUINARIA Y OTROS EQUIPOS                     | 12,000.00           | 5,000.00                     | 7,000.00                  | 23,200.00           | 23,200.00           | 23,200.00           | 23,200.00           | 16,200.00                          |
| <b>3 SERVICIOS GENERALES</b>   | <b>3,343,455.83</b> | <b>80,369.79</b>             | <b>3,423,825.62</b>       | <b>2,056,779.95</b> | <b>2,056,779.95</b> | <b>2,056,779.95</b> | <b>2,056,779.95</b> | <b>1,367,045.67</b>                |
| 3.1 SERVICIOS BÁSICOS  | 185,100.00          | 297,341.61                   | 482,441.61                | 387,699.99          | 387,699.99          | 387,699.99          | 387,699.99          | 94,741.62                          |
| 3.1.1 ENERGÍA ELÉCTRICA  | 120,000.00          | 274,231.80                   | 394,231.80                | 339,383.48          | 339,383.48          | 339,383.48          | 339,383.48          | 54,848.32                          |
| 3.1.1.1 ENERGÍA ELÉCTRICA  | 120,000.00          | 274,231.80                   | 394,231.80                | 339,383.48          | 339,383.48          | 339,383.48          | 339,383.48          | 54,848.32                          |
| 3.1.2 GAS  | 65,100.00           | 742.24                       | 65,842.24                 | 1,525.22            | 1,525.22            | 1,525.22            | 1,525.22            | 782.98                             |
| 3.1.2.1 GAS  | 65,100.00           | 742.24                       | 65,842.24                 | 1,525.22            | 1,525.22            | 1,525.22            | 1,525.22            | 782.98                             |
| 3.1.4 TELEFONÍA TRADICIONAL  | 23,100.00           | 3,126.00                     | 19,974.00                 | 7,765.00            | 7,765.00            | 7,765.00            | 7,765.00            | 12,209.00                          |
| 3.1.4.1 TELEFONÍA TRADICIONAL  | 23,100.00           | 3,126.00                     | 19,974.00                 | 7,765.00            | 7,765.00            | 7,765.00            | 7,765.00            | 12,209.00                          |





MUNICIPIO DE TLAHUELILPAN  
R.F.C. MTL850101A20

ESTADO ANALÍTICO DEL EJERCICIO DEL PRESUPUESTO POR FUENTE DE FINANCIAMIENTO.  
DEL 1 AL 31 DE AGOSTO DE 2022.

| Ejercicio del Presupuesto | Egreso Aprobado -1   | Ampliaciones/ Reducciones -2 | Egreso Modificado (3=1+2) | Egreso Comprometido | Egreso Devengado -4 | Egreso Ejercido | Egreso Pagado -5 | Subejercicio III (6=3-4) III+ |
|---------------------------|--|------------------------------|---------------------------|---------------------|---------------------|-----------------|------------------|-------------------------------|
| 3.1.7                     | SERVICIO DE ACCESO DE INTERNET, REDES Y PROCESAMIENTO DE INFORMACIÓN                       | -                            | 40,740.00                 | 36,420.00           | 36,420.00           | 36,420.00       | 36,420.00        | 4,320.00                      |
| 3.1.7.1                   | SERVICIOS DE ACCESO DE INTERNET, REDES Y PROCESAMIENTO DE INFORMACIÓN                      | -                            | 40,740.00                 | 36,420.00           | 36,420.00           | 36,420.00       | 36,420.00        | 4,320.00                      |
| 3.1.8                     | SERVICIOS POSTALES Y TELEGRÁFICOS  | 26,753.57                    | 26,753.57                 | 2,606.29            | 2,606.29            | 2,606.29        | 2,606.29         | 24,147.28                     |
| 3.1.8.1                   | SERVICIOS POSTALES Y TELEGRÁFICOS  | 26,753.57                    | 26,753.57                 | 2,606.29            | 2,606.29            | 2,606.29        | 2,606.29         | 24,147.28                     |
| 3.2                       | SERVICIOS DE ARRENDAMIENTO   | 178,198.28                   | 268,198.28                | 360,129.86          | 360,129.86          | 360,129.86      | 360,129.86       | 91,931.58                     |
| 3.2.1                     | SERVICIOS DE ARRENDAMIENTO   | 12,500.00                    | 17,500.00                 | -                   | -                   | -               | -                | 17,500.00                     |
| 3.2.1.1                   | ARRENDAMIENTO DE TERRENOS  | 12,500.00                    | 17,500.00                 | -                   | -                   | -               | -                | 17,500.00                     |
| 3.2.2                     | ARRENDAMIENTO DE EDIFICIOS   | 10,869.70                    | 10,869.70                 | 100,653.70          | 100,653.70          | 100,653.70      | 100,653.70       | 89,784.00                     |
| 3.2.2.1                   | ARRENDAMIENTO DE EDIFICIOS   | 10,869.70                    | 10,869.70                 | 100,653.70          | 100,653.70          | 100,653.70      | 100,653.70       | 89,784.00                     |
| 3.2.3                     | ARREND. D.MOB. Y EPO. D.ADMÓN. EDUC. Y REC.  | 70,356.68                    | 70,356.68                 | 100,479.69          | 100,479.69          | 100,479.69      | 100,479.69       | 30,123.01                     |
| 3.2.3.2                   | ARREND. D.MOB. Y EPO. D.ADMÓN. EDUC. Y REC.  | 70,356.68                    | 70,356.68                 | 100,479.69          | 100,479.69          | 100,479.69      | 100,479.69       | 30,123.01                     |
| 3.2.5                     | ARRENDAMIENTO DE EQUIPO DE TRANSPORTE  | -                            | -                         | 5,336.00            | 5,336.00            | 5,336.00        | 5,336.00         | -                             |
| 3.2.5.1                   | ARRENDAMIENTO DE EQUIPO DE TRANSPORTE  | -                            | -                         | 5,336.00            | 5,336.00            | 5,336.00        | 5,336.00         | -                             |
| 3.2.6                     | ARRENDAMIENTO D.MAQ. OTROS EPOFS Y HERR.   | 24,500.00                    | 35,500.00                 | 2,660.00            | 2,660.00            | 2,660.00        | 2,660.00         | 32,840.00                     |
| 3.2.6.1                   | ARRENDAMIENTO D.MAQ. OTROS EPOFS Y HERR.   | 24,500.00                    | 35,500.00                 | 2,660.00            | 2,660.00            | 2,660.00        | 2,660.00         | 32,840.00                     |
| 3.2.7                     | ARRENDAMIENTO DE ACTIVOS INTANGIBLES   | 69,600.00                    | 69,600.00                 | 69,600.00           | 69,600.00           | 69,600.00       | 69,600.00        | -                             |
| 3.2.7.1                   | ARRENDAMIENTO DE ACTIVOS INTANGIBLES   | 69,600.00                    | 69,600.00                 | 69,600.00           | 69,600.00           | 69,600.00       | 69,600.00        | -                             |
| 3.2.9                     | OTROS ARRENDAMIENTOS   | 64,371.90                    | 64,371.90                 | 81,400.47           | 81,400.47           | 81,400.47       | 81,400.47        | 17,028.57                     |
| 3.2.9.1                   | OTROS ARRENDAMIENTOS   | 64,371.90                    | 64,371.90                 | 81,400.47           | 81,400.47           | 81,400.47       | 81,400.47        | 17,028.57                     |
| 3.3                       | SERV. PROF. CIEN. TÉCN. Y OTROS SERVICIOS  | 100,389.73                   | 301,597.33                | 270,439.77          | 270,439.77          | 270,439.77      | 270,439.77       | 31,157.56                     |
| 3.3.1                     | SERV. LEG. D. CONT. AUDIT. Y RELACIONADOS  | 69,600.00                    | 69,600.00                 | 109,040.00          | 109,040.00          | 109,040.00      | 109,040.00       | 39,440.00                     |
| 3.3.1.1                   | ASESORIAS ASOCIADAS A CONVENIOS, TRATADOS O ACUERDOS                                       | 69,600.00                    | 69,600.00                 | 109,040.00          | 109,040.00          | 109,040.00      | 109,040.00       | 39,440.00                     |
| 3.3.2                     | SERV. D. DISEÑO, ARQ. ING. Y ACTIV. RELAC.   | 18,560.00                    | 18,560.00                 | 27,560.00           | 27,560.00           | 27,560.00       | 27,560.00        | 9,000.00                      |
| 3.3.2.1                   | SERV. D. DISEÑO, ARQ. ING. Y ACTIV. RELACIONADAS   | 18,560.00                    | 18,560.00                 | 27,560.00           | 27,560.00           | 27,560.00       | 27,560.00        | 9,000.00                      |
| 3.3.3                     | SERV. D. CONS. ADVA. PROC. TÉCN. Y TEC. D. L. INF.   | 72,175.79                    | 72,175.79                 | 80,226.19           | 80,226.19           | 80,226.19       | 80,226.19        | 8,050.40                      |
| 3.3.3.1                   | SERV. D. CONS. ADVA. PROC. TÉCN. Y TEC. D. L. INF.   | 72,175.79                    | 72,175.79                 | 80,226.19           | 80,226.19           | 80,226.19       | 80,226.19        | 8,050.40                      |
| 3.3.4                     | SERVICIOS DE CAPACITACIÓN  | 30,000.00                    | 17,500.00                 | -                   | -                   | -               | -                | 17,500.00                     |
| 3.3.4.1                   | SERVICIOS DE CAPACITACIÓN  | 30,000.00                    | 17,500.00                 | -                   | -                   | -               | -                | 17,500.00                     |
| 3.3.6                     | SERV. D. APOYO ADM. TRAD. FOT. E. IMPRES.  | 144,000.00                   | 87,539.46                 | 20,560.99           | 20,560.99           | 20,560.99       | 20,560.99        | 66,978.47                     |
| 3.3.6.2                   | SERV. D. APOYO ADM. TRAD. FOT. E. IMPRES.  | 144,000.00                   | 87,539.46                 | 4,320.99            | 4,320.99            | 4,320.99        | 4,320.99         | 83,218.47                     |
| 3.3.6.3                   | IMPRESIÓN DOCUMENTOS OFICIALES PARA LA PRESTACIÓN DE SERVICIOS PÚBLICOS (FORMAS VALORADAS) | -                            | -                         | 16,240.00           | 16,240.00           | 16,240.00       | 16,240.00        | 16,240.00                     |
| 3.3.9                     | SERV. PROFES. CIEN. Y TÉCN. INTEGRALES   | 27,207.60                    | 36,222.08                 | 33,052.59           | 33,052.59           | 33,052.59       | 33,052.59        | 3,169.49                      |
| 3.3.9.1                   | SUBCONTRATACION DE SERVICIOS CON TERCEROS  | 27,207.60                    | 36,222.08                 | 33,052.59           | 33,052.59           | 33,052.59       | 33,052.59        | 3,169.49                      |
| 3.4                       | SERVICIOS FINAN. BANC. Y COMERCIALES   | 70,426.55                    | 47,979.30                 | 9,121.61            | 9,121.61            | 9,121.61        | 9,121.61         | 38,857.69                     |





MUNICIPIO DE TLAHUELILPAN  
R.F.C. MTL850101A20  
ESTADO ANALÍTICO DEL EJERCICIO DEL PRESUPUESTO POR FUENTE DE FINANCIAMIENTO.  
DEL 1 AL 31 DE AGOSTO DE 2022.

| Ejercicio del Presupuesto  | Egreso Aprobado -1 | Ampliaciones/ Reducciones -2 | Egreso Modificado (3=1+2) | Egreso Comprometido | Egreso Devengado -4 | Egreso Ejercido | Egreso Pagado -5 | Subejercicio III (6=3-4) III+ |
|--|--------------------|------------------------------|---------------------------|---------------------|---------------------|-----------------|------------------|-------------------------------|
| 3.4.1 SERVICIOS FINANCIARIOS   |                    | 1,897.10                     | 1,897.10                  | 3,721.61            | 3,721.61            | 3,721.61        | 3,721.61         | -                             |
| 3.4.1.1 SERVICIOS FINANCIARIOS   |                    | 1,897.10                     | 1,897.10                  | 3,721.61            | 3,721.61            | 3,721.61        | 3,721.61         | 1,824.51                      |
| 3.4.5 SEGUROS DE BIENES PATRIMONIALES                                      | 12,426.55          | -                            | 12,426.55                 | -                   | -                   | -               | -                | -                             |
| 3.4.5.1 SEGURO DE BIENES PATRIMONIALES                                     | 12,426.55          | -                            | 12,426.55                 | -                   | -                   | -               | -                | -                             |
| 3.4.7 FLETES Y MANIOBRAS   | 58,000.00          | -                            | 58,000.00                 | -                   | -                   | -               | -                | -                             |
| 3.4.7.1 FLETES Y MANIOBRAS   | 58,000.00          | -                            | 58,000.00                 | -                   | -                   | -               | -                | -                             |
| 3.5 SERV.D/INST.REPAR.MANTTO Y CONSERVACIÓN                                | 1,945,921.68       | -                            | 1,945,921.68              | -                   | -                   | -               | -                | -                             |
| 3.5.1 CONSERV.Y MANTTO MENOR D/INMUEBLES                                   | 624,000.00         | -                            | 624,000.00                | -                   | -                   | -               | -                | -                             |
| 3.5.1.1 CONSERV.Y MANTTO MENOR D/INMUEBLES                                 | 624,000.00         | -                            | 624,000.00                | -                   | -                   | -               | -                | -                             |
| 3.5.2 INST.REP.Y MANT.MOB.Y EQ.ADM.EDUC.Y REC.                             | 15,000.00          | -                            | 15,000.00                 | -                   | -                   | -               | -                | -                             |
| 3.5.2.1 INST.REP.Y MANT.MOB.Y EQ.ADM.EDUC.Y REC.                           | 15,000.00          | -                            | 15,000.00                 | -                   | -                   | -               | -                | -                             |
| 3.5.3 INST.REP.Y MANT.EQ.COM.Y TEC.D/L INF.                                | 29,129.68          | -                            | 29,129.68                 | -                   | -                   | -               | -                | -                             |
| 3.5.3.1 INST.REP.Y MANT.EQ.COM.Y TEC.D/L INF.                              | 29,129.68          | -                            | 29,129.68                 | -                   | -                   | -               | -                | -                             |
| 3.5.5 REPAR.Y MANTTO DE QPO D/TRANSPORTE                                   | 843,392.00         | -                            | 843,392.00                | -                   | -                   | -               | -                | -                             |
| 3.5.5.1 REPAR.Y MANTTO DE QPO D/TRANSPORTE                                 | 843,392.00         | -                            | 843,392.00                | -                   | -                   | -               | -                | -                             |
| 3.5.7 INST.REP.Y MANT.D/MAQ.OTROS EQ.Y HERR.                               | 180,000.00         | -                            | 180,000.00                | -                   | -                   | -               | -                | -                             |
| 3.5.7.1 INST.REP.Y MANT.D/MAQ.OTROS EQ.Y HERR.                             | 180,000.00         | -                            | 180,000.00                | -                   | -                   | -               | -                | -                             |
| 3.5.8 SERV.D/LIMPIEZA Y MANEJO DE DESECHOS                                 | 240,000.00         | -                            | 240,000.00                | -                   | -                   | -               | -                | -                             |
| 3.5.8.1 SERV.D/LIMPIEZA Y MANEJO DE DESECHOS                               | 240,000.00         | -                            | 240,000.00                | -                   | -                   | -               | -                | -                             |
| 3.5.9 SERVICIOS DE JARDINERÍA Y FUMIGACIÓN                                 | 14,400.00          | -                            | 14,400.00                 | -                   | -                   | -               | -                | -                             |
| 3.5.9.1 SERVICIOS DE JARDINERÍA Y FUMIGACIÓN                               | 14,400.00          | -                            | 14,400.00                 | -                   | -                   | -               | -                | -                             |
| 3.6 SERVICIOS DE COMUNIC.SOCIAL Y PUBLICIDAD                               | 130,000.00         | -                            | 130,000.00                | -                   | -                   | -               | -                | -                             |
| 3.6.1 DIF.RAD.TV Y MED.D/MEN.S/PRO.ACT.GUB.                                | 130,000.00         | -                            | 130,000.00                | -                   | -                   | -               | -                | -                             |
| 3.6.1.1 DIF.RAD.TV Y MED.D/MEN.S/PRO.ACT.GUB.                              | 130,000.00         | -                            | 130,000.00                | -                   | -                   | -               | -                | -                             |
| 3.7 SERVICIOS DE TRASLADO Y VIÁTICOS                                       | 272,800.00         | -                            | 272,800.00                | -                   | -                   | -               | -                | -                             |
| 3.7.2 PASAJES TERRESTRES   | 72,000.00          | -                            | 72,000.00                 | -                   | -                   | -               | -                | -                             |
| 3.7.2.1 PASAJES TERRESTRES   | 72,000.00          | -                            | 72,000.00                 | -                   | -                   | -               | -                | -                             |
| 3.7.5 VIÁTICOS EN EL PAÍS  | 100,800.00         | -                            | 100,800.00                | -                   | -                   | -               | -                | -                             |
| 3.7.5.1 VIÁTICOS EN EL PAÍS  | 100,800.00         | -                            | 100,800.00                | -                   | -                   | -               | -                | -                             |
| 3.7.9 OTROS SERVICIOS DE TRASLADO Y HOSPEDAJE                              | 100,000.00         | -                            | 100,000.00                | -                   | -                   | -               | -                | -                             |
| 3.7.9.1 OTROS SERVICIOS DE TRASLADO Y HOSPEDAJE                            | 100,000.00         | -                            | 100,000.00                | -                   | -                   | -               | -                | -                             |
| 3.8 SERVICIOS OFICIALES  | 348,000.00         | -                            | 348,000.00                | -                   | -                   | -               | -                | -                             |
| 3.8.2 GASTOS DE ORDEN SOCIAL Y CULTURAL                                    | 348,000.00         | -                            | 348,000.00                | -                   | -                   | -               | -                | -                             |
| 3.8.2.1 GASTOS DE ORDEN SOCIAL Y CULTURAL                                  | 348,000.00         | -                            | 348,000.00                | -                   | -                   | -               | -                | -                             |
| 3.8.5 GASTOS DE REPRESENTACIÓN   | 100,000.00         | -                            | 100,000.00                | -                   | -                   | -               | -                | -                             |
| 3.8.5.1 GASTOS DE REPRESENTACIÓN   | 100,000.00         | -                            | 100,000.00                | -                   | -                   | -               | -                | -                             |
| 3.9 OTROS SERVICIOS GENERALES  | 100,000.00         | -                            | 100,000.00                | -                   | -                   | -               | -                | -                             |
| 3.9.2 IMPUESTOS Y DERECHOS   | 100,000.00         | -                            | 100,000.00                | -                   | -                   | -               | -                | -                             |
| 3.9.2.1 IMPUESTOS Y DERECHOS, OTROS IMPUESTOS, TENENCIA, PLACAS, GASTOS DE | 100,000.00         | -                            | 100,000.00                | -                   | -                   | -               | -                | -                             |





MUNICIPIO DE TLAHUELILPAN  
R.F.C. MTL850101A20  
ESTADO ANALÍTICO DEL EJERCICIO DEL PRESUPUESTO POR FUENTE DE FINANCIAMIENTO.  
DEL 1 AL 31 DE AGOSTO DE 2022.

| Ejercicio del Presupuesto   | Egreso Aprobado -1  | Ampliaciones/ Reducciones -2 | Egreso Modificado (3=1+2) | Egreso Comprometido | Egreso Devengado -4 | Egreso Ejercido   | Egreso Pagado -5  | Subejercicio III III+ (6=3-4) III+ |
|---|---------------------|------------------------------|---------------------------|---------------------|---------------------|-------------------|-------------------|------------------------------------|
| 3.9.2.2 IMPUESTOS Y DERECHOS, OTROS IMPUESTO, TENENCIA, PLACAS GASTOS DE ESCRITURACION, REGISTRO PUBLICO DE SENTENCIAS Y RESOL. P/AUTOR. COMPETENTE |                     |                              |                           | 14,413.00           | 14,413.00           |                   | 14,413.00         | 14,413.00                          |
| 3.9.4 SENTENCIAS Y RESOL. P/AUTOR. COMPETENTE   |                     |                              |                           |                     |                     |                   |                   |                                    |
| 3.9.4.1 SENTENCIAS Y RESOL. P/AUTOR. COMPETENTE   |                     |                              |                           | 1,392.91            | 1,392.91            |                   | 1,392.91          | 1,392.91                           |
| <b>4 TRANSF. ASIG. SUBSIDIOS Y OTRAS AYUDAS</b>   | <b>1,682,318.00</b> | <b>127,839.00</b>            | <b>1,554,479.00</b>       | <b>839,795.12</b>   | <b>839,795.12</b>   | <b>839,795.12</b> | <b>839,795.12</b> | <b>714,683.88</b>                  |
| 4.4 AYUDAS SOCIALES   | 1,682,318.00        | 127,839.00                   | 1,554,479.00              | 839,795.12          | 839,795.12          | 839,795.12        | 839,795.12        | 714,683.88                         |
| 4.4.1 AYUDAS SOCIALES A PERSONAS  | 1,501,418.00        | 118,154.00                   | 1,383,264.00              | 697,222.12          | 697,222.12          | 697,222.12        | 697,222.12        | 686,041.88                         |
| 4.4.1.1 AYUDAS SOCIALES A PERSONAS  | 1,501,418.00        | 118,154.00                   | 1,383,264.00              | 697,222.12          | 697,222.12          | 697,222.12        | 697,222.12        | 686,041.88                         |
| 4.4.3 AYUDAS SOC. A INSTIT. DE ENSEÑANZA  | 165,000.00          | 12,060.00                    | 152,940.00                | 101,145.00          | 101,145.00          | 101,145.00        | 101,145.00        | 51,795.00                          |
| 4.4.3.1 AYUDAS SOC. A INSTIT. DE ENSEÑANZA  | 165,000.00          | 12,060.00                    | 152,940.00                | 101,145.00          | 101,145.00          | 101,145.00        | 101,145.00        | 51,795.00                          |
| 4.4.5 AYUDAS SOC. A INSTIT. FINES DE LUCRO  | 15,900.00           | 2,375.00                     | 18,275.00                 | 41,428.00           | 41,428.00           | 41,428.00         | 41,428.00         | 23,153.00                          |
| 4.4.5.1 AYUDAS SOC. A INSTIT. FINES DE LUCRO  | 15,900.00           | 2,375.00                     | 18,275.00                 | 41,428.00           | 41,428.00           | 41,428.00         | 41,428.00         | 23,153.00                          |
| <b>5 BIENES MUEBLES, INMUEBLES E INTANGIBLES</b>  | <b>1,348,959.96</b> | <b>554,666.60</b>            | <b>794,293.36</b>         | <b>938,300.19</b>   | <b>938,300.19</b>   | <b>938,300.19</b> | <b>932,985.33</b> | <b>2,365,608.76</b>                |
| 5.1 MOBILIARIO Y EQUIPO DE ADMINISTRACIÓN   | 100,000.00          | 34,266.65                    | 65,733.35                 | 728,560.01          | 728,560.01          | 728,560.01        | 728,560.01        | 728,560.01                         |
| 5.1.1 MUEBLES DE OFICINA Y ESTANTERÍA   | 10,000.00           | 4,166.65                     | 5,833.35                  | 728,560.01          | 728,560.01          | 728,560.01        | 728,560.01        | 728,560.01                         |
| 5.1.1.1 MUEBLES DE OFICINA Y ESTANTERÍA   | 10,000.00           | 4,166.65                     | 5,833.35                  | 728,560.01          | 728,560.01          | 728,560.01        | 728,560.01        | 728,560.01                         |
| 5.1.5 EQUIPO DE CÔMP. Y D/TECN.D/ILA INFORMACIÓN  | 90,000.00           | 30,100.00                    | 59,900.00                 | 938,300.19          | 938,300.19          | 938,300.19        | 932,985.33        | 2,365,608.76                       |
| 5.1.5.1 EQUIPO DE CÔMP. Y D/TECN.D/ILA INFORMACIÓN  | 90,000.00           | 30,100.00                    | 59,900.00                 | 938,300.19          | 938,300.19          | 938,300.19        | 932,985.33        | 2,365,608.76                       |
| 5.3 EQUIPO E INSTRUMENTAL MED. Y D/LAB.   | 1,248,959.96        | 520,399.95                   | 728,560.01                | 228,342.01          | 228,342.01          | 228,342.01        | 223,027.15        | 3,075,566.94                       |
| 5.3.1 EQUIPO MEDICO Y DE LABORATORIO  | 1,248,959.96        | 520,399.95                   | 728,560.01                | 228,342.01          | 228,342.01          | 228,342.01        | 223,027.15        | 3,075,566.94                       |
| 5.3.1.1 EQUIPO MEDICO Y DE LABORATORIO  | 1,248,959.96        | 520,399.95                   | 728,560.01                | 228,342.01          | 228,342.01          | 228,342.01        | 223,027.15        | 3,075,566.94                       |
| <b>6 INVERSIÓN PÚBLICA</b>  | <b>2,600,000.00</b> | <b>703,908.95</b>            | <b>3,303,908.95</b>       | <b>938,300.19</b>   | <b>938,300.19</b>   | <b>938,300.19</b> | <b>932,985.33</b> | <b>2,365,608.76</b>                |
| 6.1 OBRA PÚBLICA E BIENES D/DOMINIO PÚBL.   | 2,600,000.00        | 703,908.95                   | 3,303,908.95              | 938,300.19          | 938,300.19          | 938,300.19        | 932,985.33        | 2,365,608.76                       |
| 6.1.4 DIVISIÓN D/TERR. Y CONST.D/OBRAS D/URBAN.   | 2,600,000.00        | 703,908.95                   | 3,303,908.95              | 228,342.01          | 228,342.01          | 228,342.01        | 223,027.15        | 3,075,566.94                       |
| 6.1.4.1 ESTUDIOS Y PROYECTOS  | 2,600,000.00        | 703,908.95                   | 3,303,908.95              | 228,342.01          | 228,342.01          | 228,342.01        | 223,027.15        | 3,075,566.94                       |
| 6.1.4.3 AMP.D/REHABILIT.D/OBR D/URBANIZACIÓN  |                     |                              |                           |                     |                     |                   |                   |                                    |
| 6.1.5 CONSTRUCCIÓN DE VÍAS DE COMUNICACIÓN  |                     |                              |                           | 228,342.01          | 228,342.01          | 228,342.01        | 223,027.15        | 3,303,908.95                       |
| 6.1.5.2 CONSTRUCCIÓN DE VÍAS DE COMUNICACIÓN  |                     |                              |                           | 228,342.01          | 228,342.01          | 228,342.01        | 223,027.15        | 3,303,908.95                       |
| <b>7 INVERSIONES FINANCIERAS Y OTRAS PROV.</b>  |                     |                              |                           | 709,958.18          | 709,958.18          | 709,958.18        | 709,958.18        | 709,958.18                         |
| <b>8 PARTICIPACIONES Y APORTACIONES</b>   |                     |                              |                           | 709,958.18          | 709,958.18          | 709,958.18        | 709,958.18        | 709,958.18                         |
| <b>9 DEUDA PÚBLICA</b>  |                     |                              |                           |                     |                     |                   |                   |                                    |
| <b>REPO DIF</b>   | <b>231,368.34</b>   | <b>647.28</b>                | <b>230,721.06</b>         | <b>186,942.33</b>   | <b>186,942.33</b>   | <b>186,942.33</b> | <b>186,942.33</b> | <b>43,778.73</b>                   |
| <b>1 SERVICIOS PERSONALES</b>   |                     |                              |                           |                     |                     |                   |                   |                                    |
| <b>2 MATERIALES Y SUMINISTROS</b>   | <b>152,462.39</b>   | <b>7,233.26</b>              | <b>159,695.65</b>         | <b>122,634.05</b>   | <b>122,634.05</b>   | <b>122,634.05</b> | <b>122,634.05</b> | <b>37,061.60</b>                   |
| 2.1 MAERIALES DE ADMINISTRACIÓN, EMISIÓN DE DOCUMENTOS Y ARTICULOS OFICIALES  | 20,441.51           | 19,381.99                    | 39,823.50                 | 43,446.72           | 43,446.72           | 43,446.72         | 43,446.72         | 3,623.22                           |
| 2.1.1 MATERIALES, ÚTILES Y EQUIPOS MENORES DE OFICINA   | 18,000.00           | 1,525.58                     | 16,474.42                 | 11,718.74           | 11,718.74           | 11,718.74         | 11,718.74         | 4,755.68                           |
| 2.1.1.1 MATERIALES ÚTILES Y EQUIPOS MENORES   | 18,000.00           | 1,525.58                     | 16,474.42                 | 11,718.74           | 11,718.74           | 11,718.74         | 11,718.74         | 4,755.68                           |





MUNICIPIO DE TLAHUELILPAN  
R.F.C. MTL850101A20  
ESTADO ANALÍTICO DEL EJERCICIO DEL PRESUPUESTO POR FUENTE DE FINANCIAMIENTO.  
DEL 1 AL 31 DE AGOSTO DE 2022.

| Ejercicio del Presupuesto   | Egreso Aprobado -1 | Ampliaciones/ Reducciones -2 | Egreso Modificado (3=1+2) | Egreso Comprometido | Egreso Devengado -4 | Egreso Ejercido  | Egreso Pagado -5 | Subejercicio III (6=3-4) III+ |
|---|--------------------|------------------------------|---------------------------|---------------------|---------------------|------------------|------------------|-------------------------------|
| DE OFICINA  |                    |                              |                           |                     |                     |                  |                  |                               |
| 2.1.4 MAT. ÚTIL Y EOPOS MEN. TECN. DIL. INF. Y COM.               | 787.50             | 328.10                       | 459.40                    |                     |                     |                  |                  |                               |
| 2.1.4.1 MAT. ÚTIL Y EQUIPOS MEN. TECN. DIL. INF. Y COM.           | 787.50             | 328.10                       | 459.40                    |                     |                     |                  |                  | 459.40                        |
| 2.1.6 MATERIAL DE LIMPIEZA  | 1,654.01           | 21,235.67                    | 22,889.68                 | 31,727.98           | 31,727.98           | 31,727.98        | 31,727.98        | 8,838.30                      |
| 2.1.6.1 MATERIAL DE LIMPIEZA                                      | 1,654.01           | 21,235.67                    | 22,889.68                 | 31,727.98           | 31,727.98           | 31,727.98        | 31,727.98        | 8,838.30                      |
| 2.2 ALIMENTOS Y UTENSILIOS  | 30,000.00          | 29,237.23                    | 59,237.23                 | 73,064.43           | 73,064.43           | 73,064.43        | 73,064.43        | 13,827.20                     |
| 2.2.1 PRODUCTOS ALIMENTICIOS PARA PERSONAS                        | 30,000.00          | 29,237.23                    | 59,237.23                 | 73,064.43           | 73,064.43           | 73,064.43        | 73,064.43        | 13,827.20                     |
| 2.2.1.1 PRODUCTOS ALIMENTICIOS PARA PERSONAS                      | 30,000.00          | 29,237.23                    | 59,237.23                 | 73,064.43           | 73,064.43           | 73,064.43        | 73,064.43        | 13,827.20                     |
| 2.4 MATERIALES Y ART. D/CONST. Y DE REPAR.                        | 22,555.00          | 9,397.90                     | 13,157.10                 |                     |                     |                  |                  | 13,157.10                     |
| 2.4.1 PRODUCTOS MINERALES NO METÁLICOS                            | 2,235.00           | 931.25                       | 1,303.75                  |                     |                     |                  |                  | 1,303.75                      |
| 2.4.1.1 PRODUCTOS MINERALES NO METÁLICOS                          | 2,235.00           | 931.25                       | 1,303.75                  |                     |                     |                  |                  | 1,303.75                      |
| 2.4.6 MATERIAL ELÉCTRICO Y ELECTRÓNICO                            | 10,000.00          | 4,166.65                     | 5,833.35                  |                     |                     |                  |                  | 5,833.35                      |
| 2.4.6.1 MATERIAL ELÉCTRICO Y ELECTRÓNICO                          | 10,000.00          | 4,166.65                     | 5,833.35                  |                     |                     |                  |                  | 5,833.35                      |
| 2.4.9 OTROS MATERIALES Y ART. D/CONST. Y REPAR.                   | 10,320.00          | 4,300.00                     | 6,020.00                  |                     |                     |                  |                  | 6,020.00                      |
| 2.4.9.1 OTROS MATERIALES Y ARTICULOS DE CONSTRUCCIÓN Y REPARACIÓN | 10,320.00          | 4,300.00                     | 6,020.00                  |                     |                     |                  |                  | 6,020.00                      |
| 2.5 PRODUCTOS QUÍM. FARMAC. Y DE LABORATORIO                      | 21,640.25          | 7,894.11                     | 13,746.14                 | 6,122.90            | 6,122.90            | 6,122.90         | 6,122.90         | 7,623.24                      |
| 2.5.1 PRODUCTOS QUÍMICOS BÁSICOS                                  | 4,622.50           | 1,926.05                     | 2,696.45                  |                     |                     |                  |                  | 2,696.45                      |
| 2.5.1.1 PRODUCTOS QUÍMICOS BÁSICOS                                | 4,622.50           | 1,926.05                     | 2,696.45                  |                     |                     |                  |                  | 2,696.45                      |
| 2.5.3 MEDICINAS Y PRODUCTOS FARMACÉUTICOS                         |                    |                              |                           | 5,000.26            | 5,000.26            | 5,000.26         | 5,000.26         | 5,000.26                      |
| 2.5.3.1 MEDICINAS Y PRODUCTOS FARMACÉUTICOS                       |                    |                              |                           | 5,000.26            | 5,000.26            | 5,000.26         | 5,000.26         | 5,000.26                      |
| 2.5.4 MATERIALES, ACCES. Y SUMIN. MÉDICOS                         | 17,017.75          | 5,968.06                     | 11,049.69                 | 1,122.64            | 1,122.64            | 1,122.64         | 1,122.64         | 9,927.05                      |
| 2.5.4.1 MATERIALES, ACCESORIOS Y SUMINISTROS MÉDICOS              | 17,017.75          | 5,968.06                     | 11,049.69                 | 1,122.64            | 1,122.64            | 1,122.64         | 1,122.64         | 9,927.05                      |
| 2.6 COMBUSTIBLES, LUBRICANTES Y ADITIVOS                          | 55,525.63          | 23,135.65                    | 32,389.98                 |                     |                     |                  |                  | 32,389.98                     |
| 2.6.1 COMBUSTIBLES, LUBRICANTES Y ADITIVOS                        | 55,525.63          | 23,135.65                    | 32,389.98                 |                     |                     |                  |                  | 32,389.98                     |
| 2.6.1.1 COMBUSTIBLES, LUBRICANTES Y ADITIVOS                      | 55,525.63          | 23,135.65                    | 32,389.98                 |                     |                     |                  |                  | 32,389.98                     |
| 2.9 HERRAMIENTAS, REFACC. Y ACCES. MENORES                        | 2,300.00           | 958.30                       | 1,341.70                  |                     |                     |                  |                  | 1,341.70                      |
| 2.9.6 REFACCIONES Y ACCES. MEN. D/O D/TRANSP.                     | 2,300.00           | 958.30                       | 1,341.70                  |                     |                     |                  |                  | 1,341.70                      |
| 2.9.6.1 REFACCIONES Y ACCESORIOS MENORES DE EQUIPO DE TRANSPORTE  | 2,300.00           | 958.30                       | 1,341.70                  |                     |                     |                  |                  | 1,341.70                      |
| <b>3 SERVICIOS GENERALES</b>                                      | <b>72,122.93</b>   | <b>9,854.34</b>              | <b>62,268.59</b>          | <b>51,953.28</b>    | <b>51,953.28</b>    | <b>51,953.28</b> | <b>51,953.28</b> | <b>10,315.31</b>              |
| 3.1 SERVICIOS BÁSICOS   | 29,206.00          | 4,214.92                     | 24,991.08                 | 10,945.60           | 10,945.60           | 10,945.60        | 10,945.60        | 14,045.48                     |
| 3.1.1 ENERGÍA ELÉCTRICA   | 19,146.00          | 4,231.50                     | 14,914.50                 | 5,234.26            | 5,234.26            | 5,234.26         | 5,234.26         | 9,680.24                      |
| 3.1.1.1 ENERGÍA ELÉCTRICA   | 19,146.00          | 4,231.50                     | 14,914.50                 | 5,234.26            | 5,234.26            | 5,234.26         | 5,234.26         | 9,680.24                      |
| 3.1.2 GAS   |                    | 2,610.23                     | 2,610.23                  | 4,113.34            | 4,113.34            | 4,113.34         | 4,113.34         | 1,503.11                      |
| 3.1.2.1 GAS   |                    | 2,610.23                     | 2,610.23                  | 4,113.34            | 4,113.34            | 4,113.34         | 4,113.34         | 1,503.11                      |
| 3.1.4 TELEFONIA TRADICIONAL                                       | 6,000.00           | 902.00                       | 5,098.00                  | 1,598.00            | 1,598.00            | 1,598.00         | 1,598.00         | 3,500.00                      |
| 3.1.4.1 TELEFONIA TRADICIONAL                                     | 6,000.00           | 902.00                       | 5,098.00                  | 1,598.00            | 1,598.00            | 1,598.00         | 1,598.00         | 3,500.00                      |





MUNICIPIO DE TLAHUELILPAN  
R.F.C. MTL850101A20  
ESTADO ANALÍTICO DEL EJERCICIO DEL PRESUPUESTO POR FUENTE DE FINANCIAMIENTO.  
DEL 1 AL 31 DE AGOSTO DE 2022.

| Ejercicio del Presupuesto | Egreso Aprobado -1   | Ampliaciones/ Reducciones -2 | Egreso Modificado (3=1+2) | Egreso Comprometido | Egreso Devengado -4 | Egreso Ejercido | Egreso Pagado -5 | Subejercicio III+ (6=3-4) III+ |
|---------------------------|--|------------------------------|---------------------------|---------------------|---------------------|-----------------|------------------|--------------------------------|
| 3.1.7                     | SERVICIO DE ACCESO DE INTERNET, REDES Y PROCESAMIENTO DE INFORMACIÓN                       | 1,691.65                     | 2,368.35                  | -                   | -                   | -               | -                | 2,368.35                       |
| 3.1.7.1                   | SERVICIOS DE ACCESO DE INTERNET, REDES Y PROCESAMIENTO DE INFORMACIÓN                      | 1,691.65                     | 2,368.35                  | -                   | -                   | -               | -                | 2,368.35                       |
| 3.2                       | SERVICIOS DE ARRENDAMIENTO   | -                            | -                         | 6,997.12            | 6,997.12            | 6,997.12        | 6,997.12         | 6,997.12                       |
| 3.2.2                     | ARRENDAMIENTO DE EDIFICIOS   | -                            | -                         | 5,800.00            | 5,800.00            | 5,800.00        | 5,800.00         | 5,800.00                       |
| 3.2.2.1                   | ARRENDAMIENTO DE EDIFICIOS   | -                            | -                         | 5,800.00            | 5,800.00            | 5,800.00        | 5,800.00         | 5,800.00                       |
| 3.2.3                     | ARREND.DIMOB.Y EPO.DIADMÓN.EDUC.Y REC.   | -                            | -                         | 1,197.12            | 1,197.12            | 1,197.12        | 1,197.12         | 1,197.12                       |
| 3.2.3.2                   | ARREND.DIMOB.Y EPO.DIADMÓN.EDUC.Y REC.   | -                            | -                         | 1,197.12            | 1,197.12            | 1,197.12        | 1,197.12         | 1,197.12                       |
| 3.3                       | SERV.PROF.CIENT.TECN.Y OTROS SERVICIOS   | 6,230.28                     | 13,970.34                 | 18,348.12           | 18,348.12           | 18,348.12       | 18,348.12        | 18,348.12                      |
| 3.3.6                     | SERV.DIAPYOY ADM.TRAD.FOT.E IMPRES.  | 6,230.28                     | 13,970.34                 | 18,348.12           | 18,348.12           | 18,348.12       | 18,348.12        | 18,348.12                      |
| 3.3.6.1                   | SERV.DIAPYOY ADM.TRAD.FOT.E IMPRES.  | 6,230.28                     | 13,970.34                 | 18,348.12           | 18,348.12           | 18,348.12       | 18,348.12        | 18,348.12                      |
| 3.3.6.2                   | SERV.DIAPYOY ADM.TRAD.FOT.E IMPRES.  | -                            | -                         | -                   | -                   | -               | -                | -                              |
| 3.3.6.3                   | IMPRESIÓN DOCUMENTOS OFICIALES PARA LA PRESTACIÓN DE SERVICIOS PÚBLICOS (FORMAS VALORADAS) | -                            | -                         | 14,183.72           | 14,183.72           | 14,183.72       | 14,183.72        | 14,183.72                      |
| 3.4                       | SERVICIOS FINAN. BANC. Y COMERCIALES   | -                            | -                         | 11,261.63           | 11,261.63           | 11,261.63       | 11,261.63        | 11,261.63                      |
| 3.4.5                     | SEGUROS DE BIENES PATRIMONIALES  | -                            | -                         | 11,261.63           | 11,261.63           | 11,261.63       | 11,261.63        | 11,261.63                      |
| 3.4.5.1                   | SEGURO DE BIENES PATRIMONIALES   | -                            | -                         | 11,261.63           | 11,261.63           | 11,261.63       | 11,261.63        | 11,261.63                      |
| 3.5                       | SERV.D/INST.REPAR.MANTTO Y CONSERVACIÓN  | 11,099.50                    | 15,539.35                 | -                   | -                   | -               | -                | 15,539.35                      |
| 3.5.1                     | CONSERV.Y MANTTO MENOR D/INMUEBLES   | 8,831.35                     | 12,363.90                 | -                   | -                   | -               | -                | 12,363.90                      |
| 3.5.1.1                   | CONSERV.Y MANTTO MENOR D/INMUEBLES   | 8,831.35                     | 12,363.90                 | -                   | -                   | -               | -                | 12,363.90                      |
| 3.5.4                     | INST.REP.Y MANTTO.DIEQ.E INST.MED.Y LAB.   | 2,268.15                     | 3,175.45                  | -                   | -                   | -               | -                | 3,175.45                       |
| 3.5.4.1                   | INST.REP.Y MANTTO.DIEQ.E INST.MED.Y LAB.   | 2,268.15                     | 3,175.45                  | -                   | -                   | -               | -                | 3,175.45                       |
| 3.8                       | SERVICIOS OFICIALES  | 770.20                       | 7,767.82                  | 4,400.81            | 4,400.81            | 4,400.81        | 4,400.81         | 4,400.81                       |
| 3.8.2                     | GASTOS DE ORDEN SOCIAL Y CULTURAL  | 770.20                       | 7,767.82                  | 4,400.81            | 4,400.81            | 4,400.81        | 4,400.81         | 4,400.81                       |
| 3.8.2.1                   | GASTOS DE ORDEN SOCIAL Y CULTURAL  | 770.20                       | 7,767.82                  | 4,400.81            | 4,400.81            | 4,400.81        | 4,400.81         | 4,400.81                       |
| 4                         | TRANSF.ASIG.SUBSIDIOS Y OTRAS AYUDAS   | 1,973.80                     | 8,756.82                  | 12,355.00           | 12,355.00           | 12,355.00       | 12,355.00        | 12,355.00                      |
| 4.4                       | AYUDAS SOCIALES  | 1,973.80                     | 8,756.82                  | 12,355.00           | 12,355.00           | 12,355.00       | 12,355.00        | 12,355.00                      |
| 4.4.1                     | AYUDAS SOCIALES A PERSONAS   | 3,240.85                     | 6,982.85                  | 9,181.00            | 9,181.00            | 9,181.00        | 9,181.00         | 9,181.00                       |
| 4.4.1.1                   | AYUDAS SOCIALES A PERSONAS   | 3,240.85                     | 6,982.85                  | 9,181.00            | 9,181.00            | 9,181.00        | 9,181.00         | 9,181.00                       |
| 4.4.3                     | AYUDAS SOC. A INSTTT. DE ENSEÑANZA   | 1,267.05                     | 1,773.97                  | 3,174.00            | 3,174.00            | 3,174.00        | 3,174.00         | 3,174.00                       |
| 4.4.3.1                   | AYUDAS SOC.A INSTTT. DE ENSEÑANZA  | 1,267.05                     | 1,773.97                  | 3,174.00            | 3,174.00            | 3,174.00        | 3,174.00         | 3,174.00                       |
| 5                         | BIENES MUEBLES, INMUEBLES E INTANGIBLES  | -                            | -                         | -                   | -                   | -               | -                | -                              |
| 6                         | INVERSIÓN PÚBLICA  | -                            | -                         | -                   | -                   | -               | -                | -                              |
| 7                         | INVERSIONES FINANCIERAS Y OTRAS PROV.  | -                            | -                         | -                   | -                   | -               | -                | -                              |
| 8                         | PARTICIPACIONES Y APORTACIONES   | -                            | -                         | -                   | -                   | -               | -                | -                              |
| 9                         | DEUDA PÚBLICA  | -                            | -                         | -                   | -                   | -               | -                | -                              |
| 1                         | <b>FONDO GENERAL DE PARTICIPACIONES</b>  | 1,424,740.00                 | 19,033,397.00             | 12,680,175.61       | 12,680,175.61       | 12,680,175.61   | 12,429,652.38    | 6,353,221.39                   |
|                           | <b>SERVICIOS PERSONALES</b>  | 601,220.32                   | 17,518,844.40             | 10,673,268.11       | 10,673,268.11       | 10,673,268.11   | 10,579,344.88    | 6,905,576.29                   |



MUNICIPIO DE TLAHUELILPAN  
R.F.C. MTL850101A20  
ESTADO ANALÍTICO DEL EJERCICIO DEL PRESUPUESTO POR FUENTE DE FINANCIAMIENTO.  
DEL 1 AL 31 DE AGOSTO DE 2022.

| Ejercicio del Presupuesto | Egreso Aprobado -1 | Ampliaciones/ Reducciones -2 | Egreso Modificado (3=1+2) | Egreso Comprometido | Egreso Devengado -4 | Egreso Ejercido | Egreso Pagado -5 | Subejercicio III+ III+ (6=3-4) III+ |
|---------------------------|--------------------|------------------------------|---------------------------|---------------------|---------------------|-----------------|------------------|-------------------------------------|
| 1.1                       | 13,584,823.14      | 160,376.79                   | 13,745,199.93             | 9,014,388.57        | 9,014,388.57        | 9,014,388.57    | 8,991,983.58     | 4,730,811.36                        |
| 1.1.3                     | 13,584,823.14      | 160,376.79                   | 13,745,199.93             | 9,014,388.57        | 9,014,388.57        | 9,014,388.57    | 8,991,983.58     | 4,730,811.36                        |
| 1.1.3.1                   | 13,584,823.14      | 160,376.79                   | 13,745,199.93             | 9,014,388.57        | 9,014,388.57        | 9,014,388.57    | 8,991,983.58     | 4,730,811.36                        |
| 1.2                       | 151,200.00         | 450,397.50                   | 601,597.50                | 329,657.50          | 329,657.50          | 329,657.50      | 329,657.50       | 271,940.00                          |
| 1.2.2                     | 151,200.00         | 450,397.50                   | 601,597.50                | 329,657.50          | 329,657.50          | 329,657.50      | 329,657.50       | 271,940.00                          |
| 1.2.2.1                   | 151,200.00         | 450,397.50                   | 601,597.50                | 329,657.50          | 329,657.50          | 329,657.50      | 329,657.50       | 271,940.00                          |
| 1.3                       | 2,361,240.05       | 38,525.32                    | 2,399,765.37              | 711,011.32          | 711,011.32          | 711,011.32      | 678,190.39       | 1,688,754.05                        |
| 1.3.1                     | 50,477.88          | -                            | 50,477.88                 | 10,435.08           | 10,435.08           | 10,435.08       | 9,003.71         | 40,042.80                           |
| 1.3.1.1                   | 50,477.88          | -                            | 50,477.88                 | 10,435.08           | 10,435.08           | 10,435.08       | 9,003.71         | 40,042.80                           |
| 1.3.2                     | 1,612,803.33       | 26,583.33                    | 1,639,386.66              | 143,304.24          | 143,304.24          | 143,304.24      | 143,303.84       | 1,496,082.42                        |
| 1.3.2.1                   | 228,933.74         | 128,280.51                   | 357,214.25                | 109,883.99          | 109,883.99          | 109,883.99      | 109,883.99       | 247,330.26                          |
| 1.3.2.2                   | 1,383,869.59       | 101,697.18                   | 1,282,172.41              | 33,420.25           | 33,420.25           | 33,420.25       | 33,420.25        | 1,248,752.16                        |
| 1.3.3                     | 132,958.84         | 132,958.84                   | -                         | -                   | -                   | -               | -                | -                                   |
| 1.3.3.1                   | 132,958.84         | 132,958.84                   | -                         | -                   | -                   | -               | -                | -                                   |
| 1.3.4                     | 565,000.00         | 144,900.83                   | 709,900.83                | 557,272.00          | 557,272.00          | 557,272.00      | 525,882.84       | 152,628.83                          |
| 1.3.4.1                   | 565,000.00         | 144,900.83                   | 709,900.83                | 557,272.00          | 557,272.00          | 557,272.00      | 525,882.84       | 152,628.83                          |
| 1.5                       | 880,359.89         | 48,083.29                    | 832,276.60                | 618,210.72          | 618,210.72          | 618,210.72      | 579,513.41       | 214,065.88                          |
| 1.5.2                     | 22,051.97          | 7,445.14                     | 29,497.11                 | 98,491.19           | 98,491.19           | 98,491.19       | 96,246.54        | 68,994.08                           |
| 1.5.2.1                   | 22,051.97          | 7,445.14                     | 29,497.11                 | 98,491.19           | 98,491.19           | 98,491.19       | 96,246.54        | 68,994.08                           |
| 1.5.4                     | 534,307.92         | 41,778.43                    | 492,529.49                | 319,969.53          | 319,969.53          | 319,969.53      | 292,725.83       | 172,559.96                          |
| 1.5.4.1                   | 534,307.92         | 41,778.43                    | 492,529.49                | 319,969.53          | 319,969.53          | 319,969.53      | 292,725.83       | 172,559.96                          |
| 1.5.4.2                   | -                  | 46,178.43                    | 488,129.49                | 317,169.53          | 317,169.53          | 317,169.53      | 290,325.83       | 170,959.96                          |
| 1.5.9                     | 324,000.00         | 4,400.00                     | 4,400.00                  | 2,800.00            | 2,800.00            | 2,800.00        | 2,400.00         | 1,600.00                            |
| 1.5.9.1                   | 324,000.00         | 13,750.00                    | 310,250.00                | 199,750.00          | 199,750.00          | 199,750.00      | 190,541.04       | 110,500.00                          |
| 1.6                       | 1.00               | -                            | 310,250.00                | 199,750.00          | 199,750.00          | 199,750.00      | 190,541.04       | 110,500.00                          |
| 1.6.1                     | 1.00               | 4.00                         | 5.00                      | -                   | -                   | -               | -                | -                                   |
| 1.6.1.1                   | 1.00               | 4.00                         | 5.00                      | -                   | -                   | -               | -                | 5.00                                |
| 2                         | -                  | -                            | 5.00                      | -                   | -                   | -               | -                | 5.00                                |
| 2.6                       | -                  | 500.00                       | 500.00                    | 4,500.00            | 4,500.00            | 4,500.00        | 4,500.00         | 4,000.00                            |
| 2.6.1                     | -                  | 500.00                       | 500.00                    | 500.00              | 500.00              | 500.00          | 500.00           | -                                   |
| 2.6.1.1                   | -                  | 500.00                       | 500.00                    | 500.00              | 500.00              | 500.00          | 500.00           | -                                   |
| 2.7                       | -                  | 500.00                       | 500.00                    | 500.00              | 500.00              | 500.00          | 500.00           | -                                   |
| 2.7.3                     | -                  | 500.00                       | 500.00                    | 500.00              | 500.00              | 500.00          | 500.00           | -                                   |
| 2.7.3.1                   | -                  | 500.00                       | 500.00                    | 500.00              | 500.00              | 500.00          | 500.00           | -                                   |
| 3                         | 208.80             | 862,411.80                   | 862,620.60                | 1,517,589.32        | 1,517,589.32        | 1,517,589.32    | 1,360,989.32     | 654,968.72                          |
| 3.4                       | 208.80             | 208.80                       | 208.80                    | -                   | -                   | -               | -                | -                                   |
| 3.4.1                     | 208.80             | 208.80                       | 208.80                    | -                   | -                   | -               | -                | -                                   |





MUNICIPIO DE TLAHUELILPAN  
R.F.C. MTL850101A20  
ESTADO ANALÍTICO DEL EJERCICIO DEL PRESUPUESTO POR FUENTE DE FINANCIAMIENTO.  
DEL 1 AL 31 DE AGOSTO DE 2022.

| Ejercicio del Presupuesto         | Egreso Aprobado -1  | Ampliaciones/ Reducciones -2 | Egreso Modificado (3=1+2) | Egreso Comprometido | Egreso Devengado -4 | Egreso Ejercido     | Egreso Pagado -5    | Subejercicio III (6=3-4) III+ |
|-----------------------------------|---------------------|------------------------------|---------------------------|---------------------|---------------------|---------------------|---------------------|-------------------------------|
| 3.4.1.1                           | 208.80              | 208.80                       | -                         | -                   | -                   | -                   | -                   | -                             |
| 3.7                               | 95.00               | 95.00                        | 95.00                     | 95.00               | 95.00               | 95.00               | 95.00               | -                             |
| 3.7.2                             | 95.00               | 95.00                        | 95.00                     | 95.00               | 95.00               | 95.00               | 95.00               | -                             |
| 3.7.2.1                           | 95.00               | 95.00                        | 95.00                     | 95.00               | 95.00               | 95.00               | 95.00               | -                             |
| 3.8                               | 456,306.60          | 456,306.60                   | 456,306.60                | 916,668.32          | 916,668.32          | 916,668.32          | 760,068.32          | 460,361.72                    |
| 3.8.2                             | 456,306.60          | 456,306.60                   | 456,306.60                | 916,668.32          | 916,668.32          | 916,668.32          | 760,068.32          | 460,361.72                    |
| 3.8.2.1                           | 456,306.60          | 456,306.60                   | 456,306.60                | 916,668.32          | 916,668.32          | 916,668.32          | 760,068.32          | 460,361.72                    |
| 3.9                               | 406,219.00          | 406,219.00                   | 406,219.00                | 600,826.00          | 600,826.00          | 600,826.00          | 600,826.00          | 194,607.00                    |
| 3.9.8                             | 406,219.00          | 406,219.00                   | 406,219.00                | 600,826.00          | 600,826.00          | 600,826.00          | 600,826.00          | 194,607.00                    |
| 3.9.8.1                           | 406,219.00          | 406,219.00                   | 406,219.00                | 600,826.00          | 600,826.00          | 600,826.00          | 600,826.00          | 194,607.00                    |
| 4                                 | 630,824.12          | 39,392.12                    | 591,432.00                | 484,818.18          | 484,818.18          | 484,818.18          | 484,818.18          | 106,613.82                    |
| 4.4                               | 630,824.12          | 39,392.12                    | 591,432.00                | 484,818.18          | 484,818.18          | 484,818.18          | 484,818.18          | 106,613.82                    |
| 4.4.1                             | 85,019.00           | 85,019.00                    | 85,019.00                 | 107,739.00          | 107,739.00          | 107,739.00          | 107,739.00          | 22,720.00                     |
| 4.4.1.1                           | 85,019.00           | 85,019.00                    | 85,019.00                 | 107,739.00          | 107,739.00          | 107,739.00          | 107,739.00          | 22,720.00                     |
| 4.4.3                             | 85,019.00           | 85,019.00                    | 85,019.00                 | 107,739.00          | 107,739.00          | 107,739.00          | 107,739.00          | 22,720.00                     |
| 4.4.3.1                           | 85,019.00           | 85,019.00                    | 85,019.00                 | 107,739.00          | 107,739.00          | 107,739.00          | 107,739.00          | 22,720.00                     |
| 4.4.5                             | 630,824.12          | 124,411.12                   | 506,413.00                | 294,832.00          | 294,832.00          | 294,832.00          | 294,832.00          | 211,581.00                    |
| 4.4.5.1                           | 630,824.12          | 124,411.12                   | 506,413.00                | 294,832.00          | 294,832.00          | 294,832.00          | 294,832.00          | 211,581.00                    |
| 5                                 | -                   | -                            | -                         | -                   | -                   | -                   | -                   | -                             |
| 5                                 | -                   | -                            | -                         | -                   | -                   | -                   | -                   | -                             |
| 6                                 | -                   | -                            | -                         | -                   | -                   | -                   | -                   | -                             |
| 7                                 | -                   | -                            | -                         | -                   | -                   | -                   | -                   | -                             |
| 8                                 | -                   | -                            | -                         | -                   | -                   | -                   | -                   | -                             |
| 9                                 | -                   | -                            | -                         | -                   | -                   | -                   | -                   | -                             |
| <b>FONDO DE FOMENTO MUNICIPAL</b> | <b>8,568,685.00</b> | <b>325,317.00</b>            | <b>8,894,002.00</b>       | <b>3,866,080.76</b> | <b>3,866,080.76</b> | <b>3,866,080.76</b> | <b>3,826,232.44</b> | <b>5,077,921.24</b>           |
| 1                                 | 4,618,999.71        | 166,584.48                   | 4,785,584.19              | 2,053,460.00        | 2,053,460.00        | 2,053,460.00        | 2,013,611.68        | 2,732,124.19                  |
| 1.1                               | 3,713,531.94        | 152,947.66                   | 3,560,584.28              | 2,024,000.00        | 2,024,000.00        | 2,024,000.00        | 1,984,151.68        | 1,536,584.28                  |
| 1.1.1                             | 3,713,531.94        | 152,947.66                   | 3,560,584.28              | 2,024,000.00        | 2,024,000.00        | 2,024,000.00        | 1,984,151.68        | 1,536,584.28                  |
| 1.1.1.1                           | 3,713,531.94        | 152,947.66                   | 3,560,584.28              | 2,024,000.00        | 2,024,000.00        | 2,024,000.00        | 1,984,151.68        | 1,536,584.28                  |
| 1.3                               | 905,467.77          | 319,532.14                   | 1,224,999.91              | 29,460.00           | 29,460.00           | 29,460.00           | 29,460.00           | 1,195,539.91                  |
| 1.3.2                             | 905,467.77          | 319,532.14                   | 1,224,999.91              | 29,460.00           | 29,460.00           | 29,460.00           | 29,460.00           | 1,195,539.91                  |
| 1.3.2.2                           | 905,467.77          | 319,532.14                   | 1,224,999.91              | 29,460.00           | 29,460.00           | 29,460.00           | 29,460.00           | 1,195,539.91                  |
| 2                                 | 684,000.00          | -                            | 684,000.00                | 723,463.11          | 723,463.11          | 723,463.11          | 723,463.11          | 39,463.11                     |
| 2.6                               | 684,000.00          | -                            | 684,000.00                | 723,463.11          | 723,463.11          | 723,463.11          | 723,463.11          | 39,463.11                     |
| 2.6.1                             | 684,000.00          | -                            | 684,000.00                | 723,463.11          | 723,463.11          | 723,463.11          | 723,463.11          | 39,463.11                     |
| 2.6.1.1                           | 684,000.00          | -                            | 684,000.00                | 723,463.11          | 723,463.11          | 723,463.11          | 723,463.11          | 39,463.11                     |
| 2.7                               | 684,000.00          | -                            | 684,000.00                | 580.00              | 580.00              | 580.00              | 580.00              | 580.00                        |
| 2.7.4                             | 684,000.00          | -                            | 684,000.00                | 580.00              | 580.00              | 580.00              | 580.00              | 580.00                        |
| 2.7.4.1                           | 684,000.00          | -                            | 684,000.00                | 580.00              | 580.00              | 580.00              | 580.00              | 580.00                        |
| 3                                 | 3,265,685.29        | 316,259.75                   | 2,949,425.54              | 1,052,208.59        | 1,052,208.59        | 1,052,208.59        | 1,052,208.59        | 1,897,216.95                  |
| 3.1                               | 886,562.00          | 790,920.70                   | 1,677,472.70              | 710,304.00          | 710,304.00          | 710,304.00          | 710,304.00          | 967,168.70                    |





|         | Ejercicio del Presupuesto  | Egreso Aprobado -1 | Ampliaciones/ Reducciones -2 | Egreso Modificado (3=1+2) | Egreso Comprometido | Egreso Devengado -4 | Egreso Ejercido | Egreso Pagado -5 | Subejercicio III III+ III+ (6=3-4) III+ |
|---------|--|--------------------|------------------------------|---------------------------|---------------------|---------------------|-----------------|------------------|---|
| 3.1.1   | ENERGÍA ELÉCTRICA  | 847,012.00         | 786,558.70                   | 1,633,570.70              | 674,958.00          | 674,958.00          | 674,958.00      | 674,958.00       | 958,612.70                              |
| 3.1.1.1 | ENERGÍA ELÉCTRICA  | 847,012.00         | 786,558.70                   | 1,633,570.70              | 674,958.00          | 674,958.00          | 674,958.00      | 674,958.00       | 958,612.70                              |
| 3.1.4   | TELÉFONIA TRADICIONAL  | 39,540.00          | 4,362.00                     | 43,902.00                 | 35,346.00           | 35,346.00           | 35,346.00       | 35,346.00        | 8,556.00                                |
| 3.1.4.1 | TELÉFONIA TRADICIONAL  | 39,540.00          | 4,362.00                     | 43,902.00                 | 35,346.00           | 35,346.00           | 35,346.00       | 35,346.00        | 8,556.00                                |
| 3.2     | SERVICIOS DE ARRENDAMIENTO   | 194,275.00         | 86,620.05                    | 280,895.05                | 35,314.00           | 35,314.00           | 35,314.00       | 35,314.00        | 245,581.05                              |
| 3.2.3   | ARREND.DIMOB.Y EPO.D/ADMÓN.EDUC.Y REC.   |                    |                              |                           | 15,625.20           | 15,625.20           | 15,625.20       | 15,625.20        | 15,625.20                               |
| 3.2.3.1 | ARRENDAMIENTO DE EQUIPO Y BIENES INFORMÁTICOS  |                    |                              |                           | 13,920.00           | 13,920.00           | 13,920.00       | 13,920.00        | 13,920.00                               |
| 3.2.3.2 | ARREND.DIMOB.Y EPO.D/ADMÓN.EDUC.Y REC.   |                    |                              |                           |                     |                     |                 |                  |   |
| 3.2.6   | ARRENDAMIENTO D/MAQ. OTROS EQOS Y HERR.  | 130,475.00         |                              | 130,475.00                | 1,705.20            | 1,705.20            | 1,705.20        | 1,705.20         | 1,705.20                                |
| 3.2.6.1 | ARRENDAMIENTO D/MAQ. OTROS EQOS Y HERR.  | 130,475.00         |                              | 130,475.00                | 11,360.00           | 11,360.00           | 11,360.00       | 11,360.00        | 119,115.00                              |
| 3.2.7   | ARRENDAMIENTO DE ACTIVOS INTANGIBLES   | 63,800.00          |                              | 63,800.00                 | 11,360.00           | 11,360.00           | 11,360.00       | 11,360.00        | 119,115.00                              |
| 3.2.7.1 | ARRENDAMIENTOS DE ACTIVOS INTANGIBLES  | 63,800.00          |                              | 63,800.00                 |                     |                     |                 |                  | 63,800.00                               |
| 3.2.9   | OTROS ARRENDAMIENTOS   |                    | 86,620.05                    | 86,620.05                 | 8,328.80            | 8,328.80            | 8,328.80        | 8,328.80         | 63,800.00                               |
| 3.2.9.1 | OTROS ARRENDAMIENTOS   |                    | 86,620.05                    | 86,620.05                 | 8,328.80            | 8,328.80            | 8,328.80        | 8,328.80         | 78,291.25                               |
| 3.3     | SERV.PROF.CIENT.TÉCN.Y OTROS SERVICIOS   | 42,398.00          |                              | 42,398.00                 | 42,398.00           | 42,398.00           | 42,398.00       | 42,398.00        | 30,148.40                               |
| 3.3.6   | SERV.D/APOYO ADM.TRAD.FOT.E IMPRES.  | 42,398.00          |                              | 42,398.00                 | 12,249.60           | 12,249.60           | 12,249.60       | 12,249.60        | 30,148.40                               |
| 3.3.6.1 | SERVICIOS RELACIONADOS CON TRADUCCIONES  | 42,398.00          |                              | 42,398.00                 | 12,249.60           | 12,249.60           | 12,249.60       | 12,249.60        | 30,148.40                               |
| 3.3.6.4 | IMPRESIÓN Y ELABORACIÓN DE MATERIAL INFORMATIVO, LIBROS, REVISTAS FOLLETOS TRIPTICOS |                    |                              |                           | 12,249.60           | 12,249.60           | 12,249.60       | 12,249.60        | 42,398.00                               |
| 3.4     | SERVICIOS FINAN.BANC.Y COMERCIALES   | 200.00             |                              | 200.00                    |                     |                     |                 |                  | 200.00                                  |
| 3.4.1   | SERVICIOS FINAN.C.Y BANCARIOS  | 200.00             |                              | 200.00                    |                     |                     |                 |                  | 200.00                                  |
| 3.4.1.1 | SERVICIOS FINAN.Y BANCARIOS  | 200.00             |                              | 200.00                    |                     |                     |                 |                  | 200.00                                  |
| 3.5     | SERV.D/INST.REPAR.MANTTO Y CONSERVACIÓN  | 941,344.29         |                              | 941,344.29                | 294,340.99          | 294,340.99          | 294,340.99      | 294,340.99       | 647,003.30                              |
| 3.5.1   | CONSERV.Y MANTTO MENOR D/INMUEBLES   | 45,605.00          |                              | 45,605.00                 | 8,840.00            | 8,840.00            | 8,840.00        | 8,840.00         | 36,765.00                               |
| 3.5.1.1 | CONSERV.Y MANTTO MENOR D/INMUEBLES   | 45,605.00          |                              | 45,605.00                 | 8,840.00            | 8,840.00            | 8,840.00        | 8,840.00         | 36,765.00                               |
| 3.5.5   | REPAR.Y MANTTO DIEPO.D/TRANSPORTE  | 15,394.00          |                              | 15,394.00                 |                     |                     |                 |                  | 15,394.00                               |
| 3.5.5.1 | REPAR.Y MANTTO DIEQ.D/TRANSPORTE   | 15,394.00          |                              | 15,394.00                 |                     |                     |                 |                  | 15,394.00                               |
| 3.5.8   | SERV.D/LIMPIEZA Y MANEJO DE DESECHOS   | 880,345.29         |                              | 880,345.29                | 285,500.99          | 285,500.99          | 285,500.99      | 285,500.99       | 594,844.30                              |
| 3.5.8.1 | SERV.D/LIMPIEZA Y MANEJO DE DESECHOS   | 880,345.29         |                              | 880,345.29                | 285,500.99          | 285,500.99          | 285,500.99      | 285,500.99       | 594,844.30                              |
| 3.9     | OTROS SERVICIOS GENERALES  | 1,200,916.00       | 1,193,800.50                 | 2,394,716.50              |                     |                     |                 |                  | 7,115.50                                |
| 3.9.2   | IMPUESTOS Y DERECHOS   | 12,198.00          | 5,082.50                     | 17,280.50                 |                     |                     |                 |                  | 7,115.50                                |
| 3.9.2.1 | IMPUESTOS Y DERECHOS, OTROS IMPUESTOS, TENENCIA, PLACAS, GASTOS DE                   | 12,198.00          | 5,082.50                     | 17,280.50                 |                     |                     |                 |                  | 7,115.50                                |
| 3.9.8   | IMP.S/ NOMINAS Y OTROS DER.REL. LABORAL  | 1,188,718.00       | 1,188,718.00                 | 2,377,436.00              |                     |                     |                 |                  | 7,115.50                                |
| 3.9.8.1 | IMP.S/ NOMINAS Y OTROS DER.REL. LABORAL  | 1,188,718.00       | 1,188,718.00                 | 2,377,436.00              |                     |                     |                 |                  | 7,115.50                                |
| 4       | TRANSF.ASIG.SUBSIDIOS Y OTRAS AYUDAS   |                    |                              |                           |                     |                     |                 |                  |   |
| 4       | TRANSF.ASIG.SUBSIDIOS Y OTRAS AYUDAS   |                    |                              |                           |                     |                     |                 |                  |   |
| 4.4     | AYUDAS SOCIALES  |                    |                              |                           |                     |                     |                 |                  |   |
|         |  |                    |                              | 474,992.27                | 36,949.06           | 36,949.06           | 36,949.06       | 36,949.06        | 438,043.21                              |
|         |  |                    |                              | 474,992.27                | 36,949.06           | 36,949.06           | 36,949.06       | 36,949.06        | 438,043.21                              |
|         |  |                    |                              | 474,992.27                | 36,949.06           | 36,949.06           | 36,949.06       | 36,949.06        | 438,043.21                              |



| Ejercicio del Presupuesto  | Egreso Aprobado -1   | Ampliaciones/ Reducciones -2 | Egreso Modificado (3=1+2) | Egreso Comprometido | Egreso Devengado -4 | Egreso Ejercido     | Egreso Pagado -5    | Subejercicio III III+ (6=3-4) III+ |
|--|----------------------|------------------------------|---------------------------|---------------------|---------------------|---------------------|---------------------|------------------------------------|
| 4.4.1 AYUDAS SOCIALES A PERSONAS   | -                    | 474,992.27                   | 474,992.27                | 36,949.06           | 36,949.06           | 36,949.06           | 36,949.06           | 438,043.21                         |
| 4.4.1.1 AYUDAS SOCIALES A PERSONAS   | -                    | 474,992.27                   | 474,992.27                | 26,791.67           | 26,791.67           | 26,791.67           | 26,791.67           | 448,200.60                         |
| 4.4.1.3 GASTOS DE FESTIVIDADES PATRONALES EN LOCALIDADES                     | -                    | -                            | -                         | -                   | -                   | -                   | -                   | -                                  |
| 5 BIENES MUEBLES, INMUEBLES E INTANGIBLES                                    | -                    | -                            | -                         | -                   | -                   | -                   | -                   | -                                  |
| 6 INVERSIÓN PÚBLICA  | -                    | -                            | -                         | -                   | -                   | -                   | -                   | -                                  |
| 7 INVERSIONES FINANCIERAS Y OTRAS PROV.                                      | -                    | -                            | -                         | -                   | -                   | -                   | -                   | -                                  |
| 8 PARTICIPACIONES Y APORTACIONES   | -                    | -                            | -                         | -                   | -                   | -                   | -                   | -                                  |
| 9 DEUDA PÚBLICA  | -                    | -                            | -                         | -                   | -                   | -                   | -                   | -                                  |
| <b>FORTAMUN - D.F.</b>   | <b>13,732,946.00</b> | <b>394,318.00</b>            | <b>14,127,264.00</b>      | <b>7,711,045.42</b> | <b>7,711,045.42</b> | <b>7,711,045.42</b> | <b>7,556,473.57</b> | <b>6,416,218.58</b>                |
| 1 SERVICIOS PERSONALES   | 7,382,112.22         | 24,656.82                    | 7,406,769.04              | 3,864,085.61        | 3,864,085.61        | 3,864,085.61        | 3,823,379.36        | 3,542,683.43                       |
| 1.1 REMUNER. AL PERS. D/CARACTER PERMANENTE                                  | 5,778,860.64         | 19,934.11                    | 5,798,794.75              | 3,457,112.79        | 3,457,112.79        | 3,457,112.79        | 3,444,766.87        | 2,341,681.96                       |
| 1.1.3 SUELDOS BASE AL PERSONAL PERMANENTE                                    | 5,778,860.64         | 19,934.11                    | 5,798,794.75              | 3,457,112.79        | 3,457,112.79        | 3,457,112.79        | 3,444,766.87        | 2,341,681.96                       |
| 1.1.3.1 SUELDOS BASE AL PERSONAL PERMANENTE                                  | 5,778,860.64         | 19,934.11                    | 5,798,794.75              | 3,457,112.79        | 3,457,112.79        | 3,457,112.79        | 3,444,766.87        | 2,341,681.96                       |
| 1.3 REMUNERACIONES ADICIONALES Y ESPECIALES                                  | 1,361,767.18         | 20,468.86                    | 1,382,236.04              | 232,660.50          | 232,660.50          | 232,660.50          | 220,144.67          | 1,149,575.54                       |
| 1.3.1 PRIMAS POR AÑOS DE SERV. EFECT. PRESTADOS                              |                      | 2,413.35                     | 2,413.35                  | 3,872.53            | 3,872.53            | 3,872.53            | 3,872.53            | 1,459.18                           |
| 1.3.1.1 PRIMAS POR AÑOS DE SERVICIOS EFECTIVAMENTE PRESTADOS                 |                      | 2,413.35                     | 2,413.35                  | 3,872.53            | 3,872.53            | 3,872.53            | 3,872.53            | 1,459.18                           |
| 1.3.2 PRIMAS DE VAC. DOM. Y GRATIF. D/FIN DE AÑO                             | 1,073,767.18         | 107,055.51                   | 1,180,822.69              | 91,787.97           | 91,787.97           | 91,787.97           | 81,638.10           | 1,089,034.72                       |
| 1.3.2.1 PRIMAS DE VACACIONAL   | 96,314.34            | 11,032.22                    | 107,346.56                | 50,798.38           | 50,798.38           | 50,798.38           | 40,648.51           | 56,548.18                          |
| 1.3.2.2 AGUINALDO O GRATIFICACIÓN DE FIN DE AÑO                              | 977,452.84           | 96,023.29                    | 1,073,476.13              | 40,989.59           | 40,989.59           | 40,989.59           | 40,989.59           | 1,032,486.54                       |
| 1.3.4 COMPENSACIONES   | 288,000.00           | 89,000.00                    | 377,000.00                | 137,000.00          | 137,000.00          | 137,000.00          | 134,634.04          | 62,000.00                          |
| 1.3.4.1 COMPENSACIONES   | 288,000.00           | 89,000.00                    | 377,000.00                | 137,000.00          | 137,000.00          | 137,000.00          | 134,634.04          | 62,000.00                          |
| 1.5 OTRAS PRESTACIONES SOCIALES Y ECONÓMICAS                                 | 217,484.40           | 43,046.15                    | 260,530.55                | 133,012.32          | 133,012.32          | 133,012.32          | 121,667.82          | 62,000.00                          |
| 1.5.2 INDEMNIZACIONES  |                      | 18,066.46                    | 18,066.46                 | 31,442.29           | 31,442.29           | 31,442.29           | 31,442.29           | 13,375.83                          |
| 1.5.2.1 INDEMNIZACIONES  |                      | 18,066.46                    | 18,066.46                 | 31,442.29           | 31,442.29           | 31,442.29           | 31,442.29           | 13,375.83                          |
| 1.5.4 PRESTACIONES CONTRACTUALES   | 211,484.40           | 59,112.61                    | 270,597.01                | 101,070.03          | 101,070.03          | 101,070.03          | 89,725.53           | 51,301.76                          |
| 1.5.4.1 OTRAS PRESTACIONES CONTRACTUALES                                     | 125,084.40           | 12,512.61                    | 137,597.01                | 74,870.03           | 74,870.03           | 74,870.03           | 66,325.53           | 37,701.76                          |
| 1.5.4.2 COMPENSACION GARANTIZADA (GRATIFICACION)                             | 86,400.00            | 46,600.00                    | 133,000.00                | 26,200.00           | 26,200.00           | 26,200.00           | 23,400.00           | 13,600.00                          |
| 1.5.9 OTRAS PRESTACIONES SOCIALES Y ECONÓMICAS                               | 6,000.00             | 2,000.00                     | 8,000.00                  | 500.00              | 500.00              | 500.00              | 500.00              | 3,500.00                           |
| 1.5.9.1 OTRAS PRESTACIONES SOCIALES Y ECONÓMICAS (CAMARISTA BASICA)          | 6,000.00             | 2,000.00                     | 8,000.00                  | 500.00              | 500.00              | 500.00              | 500.00              | 3,500.00                           |
| 1.7 PAGO DE ESTÍMULOS A SERVIDORES PÚBLICOS                                  | 24,000.00            | 27,300.00                    | 51,300.00                 | 41,300.00           | 41,300.00           | 41,300.00           | 36,800.00           | 10,000.00                          |
| 1.7.1 ESTÍMULOS  | 24,000.00            | 27,300.00                    | 51,300.00                 | 41,300.00           | 41,300.00           | 41,300.00           | 36,800.00           | 10,000.00                          |
| 1.7.1.1 ESTÍMULOS  | 24,000.00            | 27,300.00                    | 51,300.00                 | 41,300.00           | 41,300.00           | 41,300.00           | 36,800.00           | 10,000.00                          |
| 2 MATERIALES Y SUMINISTROS   | 1,659,840.00         | 438,127.05                   | 2,097,967.05              | 892,552.46          | 892,552.46          | 892,552.46          | 778,686.86          | 329,160.49                         |
| 2.1 MAERIALES DE ADMINISTRACIÓN, EMISIÓN DE DOCUMENTOS Y ARTÍCULOS OFICIALES | 37,200.00            | 2,165.00                     | 39,365.00                 | 36,061.01           | 36,061.01           | 36,061.01           | 36,061.01           | 1,026.01                           |
| 2.1.1 MATERIALES, ÚTILES Y EQUIPOS MENORES DE OFICINA                        | 30,000.00            | 235.00                       | 30,235.00                 | 12,735.00           | 12,735.00           | 12,735.00           | 12,735.00           | 17,500.00                          |





MUNICIPIO DE TLAHUELILPAN  
R.F.C. MTL850101A20  
ESTADO ANALÍTICO DEL EJERCICIO DEL PRESUPUESTO POR FUENTE DE FINANCIAMIENTO.  
DEL 1 AL 31 DE AGOSTO DE 2022.

| Ejercicio del Presupuesto  | Egreso Aprobado -1 | Ampliaciones/Reducciones -2 | Egreso Modificado (3=1+2) | Egreso Comprometido | Egreso Devengado -4 | Egreso Ejercido | Egreso Pagado -5 | Subejercicio III+ (6=3-4) III+ |
|--|--------------------|-----------------------------|---------------------------|---------------------|---------------------|-----------------|------------------|--------------------------------|
| 2.1.1.1 MATERIALES ÚTILES Y EQUIPOS MENORES DE OFICINA                                     | 30,000.00          | 235.00                      | 30,235.00                 | 12,735.00           | 12,735.00           | 12,735.00       | 12,735.00        | 17,500.00                      |
| 2.1.4 MAT.ÚTIL.Y EQPOS MEN.TECN.D/L INF.Y COM.   | 7,200.00           | 2,400.00                    | 4,800.00                  | 23,326.01           | 23,326.01           | 23,326.01       | 23,326.01        | 18,526.01                      |
| 2.1.4.1 MAT. ÚTIL Y EQUIPOS MEN. TECN. D/L INF. Y COM.                                     | 7,200.00           | 2,400.00                    | 4,800.00                  | 23,326.01           | 23,326.01           | 23,326.01       | 23,326.01        | 18,526.01                      |
| 2.2 ALIMENTOS Y UTENSILIOS   | 10,200.00          | 3,400.00                    | 6,800.00                  | 11,855.01           | 11,855.01           | 11,855.01       | 11,855.01        | 5,055.01                       |
| 2.2.1 PRODUCTOS ALIMENTICIOS PARA PERSONAS   | 10,200.00          | 3,400.00                    | 6,800.00                  | 11,855.01           | 11,855.01           | 11,855.01       | 11,855.01        | 5,055.01                       |
| 2.2.1.1 PRODUCTOS ALIMENTICIOS PARA PERSONAS   | 10,200.00          | 3,400.00                    | 6,800.00                  | 11,855.01           | 11,855.01           | 11,855.01       | 11,855.01        | 5,055.01                       |
| 2.4 MATERIALES Y ART.DICONS.T.Y DE REPAR.  | 10,000.00          | 37,667.10                   | 47,667.10                 | 47,667.10           | 47,667.10           | 47,667.10       | 47,667.10        | -                              |
| 2.4.6 MATERIAL ELÉCTRICO Y ELECTRÓNICO   | 46,911.10          | 46,911.10                   | 46,911.10                 | 46,911.10           | 46,911.10           | 46,911.10       | 46,911.10        | -                              |
| 2.4.6.1 MATERIAL ELCTRICO Y ELECTRONICO  | 46,911.10          | 46,911.10                   | 46,911.10                 | 46,911.10           | 46,911.10           | 46,911.10       | 46,911.10        | -                              |
| 2.4.9 OTROS MATERIALES Y ART.DICONS.T.Y REPAR.   | 10,000.00          | 9,244.00                    | 756.00                    | 756.00              | 756.00              | 756.00          | 756.00           | -                              |
| 2.4.9.1 OTROS MATERIALES Y ARTICULOS DE CONSTRUCCIÓN Y REPARACIÓN                          | 10,000.00          | 9,244.00                    | 756.00                    | 756.00              | 756.00              | 756.00          | 756.00           | -                              |
| 2.5 PRODUCTOS QUÍM. FARMAC Y DE LABORATORIO  | 121,800.00         | 39,148.00                   | 82,652.00                 | 18,177.00           | 18,177.00           | 18,177.00       | 18,177.00        | 64,475.00                      |
| 2.5.2 FERTILIZANTES, PESTIC.Y OTROS AGROQ.   |                    |                             |                           | 500.00              | 500.00              | 500.00          | 500.00           | 500.00                         |
| 2.5.2.1 FERTILIZANTES, PESTICIDAS Y OTROS AGROQ.   |                    |                             |                           | 500.00              | 500.00              | 500.00          | 500.00           | 500.00                         |
| 2.5.3 MEDICINAS Y PRODUCTOS FARMACÉUTICOS  | 72,000.00          | 28,626.40                   | 43,373.60                 | 3,235.00            | 3,235.00            | 3,235.00        | 3,235.00         | 40,138.60                      |
| 2.5.3.1 MEDICINAS Y PRODUCTOS FARMACÉUTICOS  | 72,000.00          | 28,626.40                   | 43,373.60                 | 3,235.00            | 3,235.00            | 3,235.00        | 3,235.00         | 40,138.60                      |
| 2.5.4 MATERIALES, ACCES. Y SUMIN. MÉDICOS  | 49,800.00          | 10,521.60                   | 39,278.40                 | 14,442.00           | 14,442.00           | 14,442.00       | 14,442.00        | 24,836.40                      |
| 2.5.4.1 MATERIALES, ACCESORIOS Y SUMINISTROS MÉDICOS                                       | 49,800.00          | 10,521.60                   | 39,278.40                 | 14,442.00           | 14,442.00           | 14,442.00       | 14,442.00        | 24,836.40                      |
| 2.6 COMBUSTIBLES, LUBRICANTES Y ADITIVOS   | 1,136,640.00       | 436,160.12                  | 700,479.88                | 394,504.54          | 394,504.54          | 394,504.54      | 394,504.54       | 305,975.34                     |
| 2.6.1 COMBUSTIBLES, LUBRICANTES Y ADITIVOS   | 1,136,640.00       | 436,160.12                  | 700,479.88                | 394,504.54          | 394,504.54          | 394,504.54      | 394,504.54       | 305,975.34                     |
| 2.6.1.1 COMBUSTIBLES, LUBRICANTES Y ADITIVOS   | 1,136,640.00       | 436,160.12                  | 700,479.88                | 394,504.54          | 394,504.54          | 394,504.54      | 394,504.54       | 305,975.34                     |
| 2.7 VEST.BLANCOS, PREND.DIPROT.Y ART.DEP.  | 144,000.00         | 72,000.00                   | 72,000.00                 | 294,007.80          | 294,007.80          | 294,007.80      | 180,142.20       | 222,007.80                     |
| 2.7.1 VESTUARIO Y UNIFORMES  | 144,000.00         | 72,000.00                   | 72,000.00                 | 294,007.80          | 294,007.80          | 294,007.80      | 180,142.20       | 222,007.80                     |
| 2.7.1.1 VESTUARIO Y UNIFORMES  | 144,000.00         | 72,000.00                   | 72,000.00                 | 294,007.80          | 294,007.80          | 294,007.80      | 180,142.20       | 222,007.80                     |
| 2.8 MATERIALES Y SUMINISTROS PARA SEGURIDAD  | 200,000.00         | 44,363.61                   | 155,636.39                | 27,658.76           | 27,658.76           | 27,658.76       | 27,658.76        | 127,977.63                     |
| 2.8.2 MATERIALES DE SEGURIDAD PÚBLICA  | 200,000.00         | 60,000.00                   | 140,000.00                | 12,022.37           | 12,022.37           | 12,022.37       | 12,022.37        | 127,977.63                     |
| 2.8.2.1 MATERIALES DE SEGURIDAD PÚBLICA  | 200,000.00         | 60,000.00                   | 140,000.00                | 12,022.37           | 12,022.37           | 12,022.37       | 12,022.37        | 127,977.63                     |
| 2.8.3 PRENDAS DIPROT. P/SEGURIDAD PUB NACIONAL   |                    | 15,636.39                   | 15,636.39                 | 15,636.39           | 15,636.39           | 15,636.39       | 15,636.39        | -                              |
| 2.8.3.1 PRENDAS DE PROTECCIÓN PARA SEGURIDAD PÚBLICA NACIONAL                              |                    | 15,636.39                   | 15,636.39                 | 15,636.39           | 15,636.39           | 15,636.39       | 15,636.39        | -                              |
| 2.9 HERRAMIENTAS, REFACC.Y ACCES.MENORES   |                    | 121,442.58                  | 121,442.58                | 62,621.24           | 62,621.24           | 62,621.24       | 62,621.24        | 58,821.34                      |
| 2.9.4 REF.Y ACC.MEN.EPOD/COMP.Y TEC. DINIF.  |                    | 19,200.08                   | 19,200.08                 | 232.00              | 232.00              | 232.00          | 232.00           | 18,968.08                      |
| 2.9.4.1 REFACCIONES Y ACCESORIOS MENORES EQUIPO DE CÓMPUTO Y TECNOLOGÍAS DE LA INFORMACIÓN |                    | 19,200.08                   | 19,200.08                 | 232.00              | 232.00              | 232.00          | 232.00           | 18,968.08                      |
| 2.9.6 REFACCIONES Y ACCES.MEN.D/EQPO D/TRANSP.   |                    | 102,242.50                  | 102,242.50                | 2,400.01            | 2,400.01            | 2,400.01        | 2,400.01         | 99,842.49                      |



MUNICIPIO DE TLAHUELILPAN

R.F.C. MTL850101A20

ESTADO ANALÍTICO DEL EJERCICIO DEL PRESUPUESTO POR FUENTE DE FINANCIAMIENTO.  
DEL 1 AL 31 DE AGOSTO DE 2022.

| Ejercicio del Presupuesto | Egreso Aprobado -1   | Ampliaciones/ Reducciones -2 | Egreso Modificado (3=1+2) | Egreso Comprometido | Egreso Devengado -4 | Egreso Ejercido     | Egreso Pagado -5    | Subejercicio III III+ (6=3-4) III+ |
|---------------------------|--|------------------------------|---------------------------|---------------------|---------------------|---------------------|---------------------|------------------------------------|
| 2.9.6.1                   | REFACCIONES Y ACCESORIOS MENORES DE EQUIPO DE TRANSPORTE                                   | 102,242.50                   | 102,242.50                |                     |                     |                     |                     | 102,242.50                         |
| 2.9.4.1                   | REFACCIONES Y ACCESORIOS MENORES EQUIPO DE CÓMPUTO Y TECNOLOGÍAS DE LA INFORMACIÓN         |                              |                           | 59,989.23           | 59,989.23           | 59,989.23           | 59,989.23           | 59,989.23                          |
| <b>3</b>                  | <b>SERVICIOS GENERALES</b>   | <b>4,409,521.85</b>          | <b>4,039,499.98</b>       | <b>2,897,169.75</b> | <b>2,897,169.75</b> | <b>2,897,169.75</b> | <b>2,897,169.75</b> | <b>1,142,330.23</b>                |
| 3.1                       | SERVICIOS BÁSICOS  | 3,518,000.00                 | 3,078,444.37              | 2,340,723.19        | 2,340,723.19        | 2,340,723.19        | 2,340,723.19        | 737,721.18                         |
| 3.1.1                     | ENERGÍA ELÉCTRICA  | 3,500,000.00                 | 3,060,449.37              | 2,322,695.19        | 2,322,695.19        | 2,322,695.19        | 2,322,695.19        | 737,754.18                         |
| 3.1.1.1                   | ENERGÍA ELÉCTRICA  | 3,500,000.00                 | 3,060,449.37              | 2,322,695.19        | 2,322,695.19        | 2,322,695.19        | 2,322,695.19        | 737,754.18                         |
| 3.1.4                     | TELEFONÍA TRADICIONAL  | 18,000.00                    | 5.00                      | 17,995.00           | 12,228.00           | 12,228.00           | 12,228.00           | 5,767.00                           |
| 3.1.4.1                   | TELEFONÍA TRADICIONAL  | 18,000.00                    | 5.00                      | 17,995.00           | 12,228.00           | 12,228.00           | 12,228.00           | 5,767.00                           |
| 3.1.6                     | SERVICIOS DE TELECOM. Y SATÉLITES  |                              |                           | 5,800.00            | 5,800.00            | 5,800.00            | 5,800.00            | 5,800.00                           |
| 3.1.6.1                   | SERVICIOS DE TELECOM. Y SATÉLITES  |                              |                           | 5,800.00            | 5,800.00            | 5,800.00            | 5,800.00            | 5,800.00                           |
| 3.2                       | SERVICIOS DE ARRENDAMIENTO   | 16,414.80                    | 16,414.80                 | 19,550.40           | 19,550.40           | 19,550.40           | 19,550.40           | 3,135.60                           |
| 3.2.3                     | ARREND.DIMOB.Y EPO.D/ADMÓN.EDUC.Y REC.   | 3,688.80                     | 3,688.80                  | 19,550.40           | 19,550.40           | 19,550.40           | 19,550.40           | 15,861.60                          |
| 3.2.3.1                   | ARRENDAMIENTO DE EQUIPO Y BIENES INFORMÁTICOS  | 3,688.80                     | 3,688.80                  |                     |                     |                     |                     | 3,688.80                           |
| 3.2.3.2                   | ARREND.DIMOB.Y EPO.D/ADMÓN.EDUC.Y REC.   |                              |                           | 19,550.40           | 19,550.40           | 19,550.40           | 19,550.40           |                                    |
| 3.2.9                     | OTROS ARRENDAMIENTOS   | 12,726.00                    | 12,726.00                 |                     |                     |                     |                     | 12,726.00                          |
| 3.2.9.1                   | OTROS ARRENDAMIENTOS   | 12,726.00                    | 12,726.00                 |                     |                     |                     |                     | 12,726.00                          |
| 3.3                       | SERV.PROF.CIENT.TÉCN.Y OTROS SERVICIOS   | 94,121.85                    | 65,050.85                 | 3,781.60            | 3,781.60            | 3,781.60            | 3,781.60            | 25,289.40                          |
| 3.3.4                     | SERVICIOS DE CAPACITACIÓN  | 44,285.85                    | 44,285.85                 |                     |                     |                     |                     |                                    |
| 3.3.4.1                   | SERVICIOS DE CAPACITACIÓN  | 44,285.85                    | 44,285.85                 |                     |                     |                     |                     |                                    |
| 3.3.6                     | SERV.DIAPYOY ADM.TRAD.FOT.E IMPRES.  | 49,836.00                    | 20,765.00                 | 3,781.60            | 3,781.60            | 3,781.60            | 3,781.60            |                                    |
| 3.3.6.1                   | SERVICIOS RELACIONADOS CON TRADUCCIONES  | 49,836.00                    | 20,765.00                 |                     |                     |                     |                     | 25,289.40                          |
| 3.3.6.3                   | IMPRESIÓN DOCUMENTOS OFICIALES PARA LA PRESTACIÓN DE SERVICIOS PÚBLICOS (FORMAS VALORADAS) |                              |                           | 3,781.60            | 3,781.60            | 3,781.60            | 3,781.60            | 29,071.00                          |
| 3.4                       | SERVICIOS FINAN.BANC.Y COMERCIALES   | 90,000.00                    | 90,000.00                 |                     |                     |                     |                     |                                    |
| 3.4.5                     | SEGUROS DE BIENES PATRIMONIALES  | 90,000.00                    | 90,000.00                 |                     |                     |                     |                     |                                    |
| 3.4.5.1                   | SEGURO DE BIENES PATRIMONIALES   | 90,000.00                    | 90,000.00                 |                     |                     |                     |                     |                                    |
| 3.5                       | SERV.D/INST.REPAR.MANTTO Y CONSERVACIÓN  | 360,000.00                   | 128,166.81                | 264,682.39          | 264,682.39          | 264,682.39          | 264,682.39          | 223,484.42                         |
| 3.5.5                     | REPAR.Y MANTTO DE EQPO D/TRANSPORTE  | 360,000.00                   | 128,166.81                | 264,682.39          | 264,682.39          | 264,682.39          | 264,682.39          | 223,484.42                         |
| 3.5.5.1                   | REPAR.Y MANTTO DE EQ.D/TRANSPORTE  | 360,000.00                   | 128,166.81                | 264,682.39          | 264,682.39          | 264,682.39          | 264,682.39          | 223,484.42                         |
| 3.7                       | SERVICIOS DE TRASLADO Y VIÁTICOS   |                              |                           | 13,095.17           | 13,095.17           | 13,095.17           | 13,095.17           | 13,095.17                          |
| 3.7.1                     | PASAJES AÉREOS   |                              |                           | 6,818.17            | 6,818.17            | 6,818.17            | 6,818.17            | 6,818.17                           |
| 3.7.1.1                   | PASAJES AÉREOS   |                              |                           | 6,818.17            | 6,818.17            | 6,818.17            | 6,818.17            | 6,818.17                           |
| 3.7.2                     | PASAJES TERRESTRES   |                              |                           | 277.00              | 277.00              | 277.00              | 277.00              | 277.00                             |
| 3.7.2.1                   | PASAJES TERRESTRES   |                              |                           | 277.00              | 277.00              | 277.00              | 277.00              | 277.00                             |
| 3.7.5                     | VIÁTICOS EN EL PAÍS  |                              |                           | 6,000.00            | 6,000.00            | 6,000.00            | 6,000.00            | 6,000.00                           |



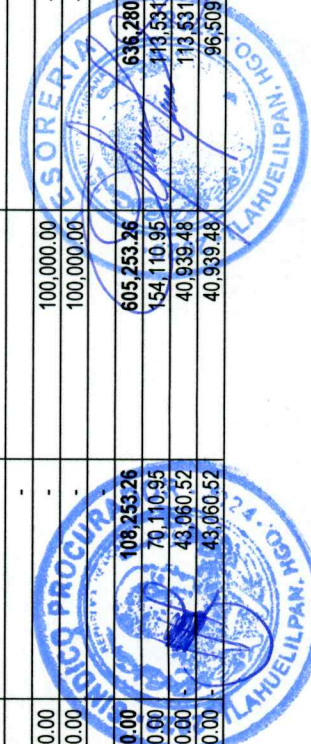
MUNICIPIO DE TLAHUELILPAN  
R.F.C. MTL850101A20  
ESTADO ANALÍTICO DEL EJERCICIO DEL PRESUPUESTO POR FUENTE DE FINANCIAMIENTO.  
DEL 1 AL 31 DE AGOSTO DE 2022.

| Ejercicio del Presupuesto  | Egreso Aprobado -1  | Ampliaciones/ Reducciones -2 | Egreso Modificado (3=1+2) | Egreso Comprometido | Egreso Devengado -4 | Egreso Ejercido   | Egreso Pagado -5  | Subejercicio III+ (6=3-4) III+ |
|--|---------------------|------------------------------|---------------------------|---------------------|---------------------|-------------------|-------------------|--------------------------------|
| 3.7.5.1 VIÁTICOS EN EL PAÍS  |                     |                              |                           | 6,000.00            | 6,000.00            | 6,000.00          | 6,000.00          |                                |
| 3.8 SERVICIOS OFICIALES  |                     |                              |                           | 1,276.00            | 1,276.00            | 1,276.00          | 1,276.00          | 6,000.00                       |
| 3.8.2 GASTOS DE ORDEN SOCIAL Y CULTURAL                                      |                     |                              |                           | 1,276.00            | 1,276.00            | 1,276.00          | 1,276.00          | 1,276.00                       |
| 3.8.2.1 GASTOS DE ORDEN SOCIAL Y CULTURAL                                    |                     |                              |                           | 1,276.00            | 1,276.00            | 1,276.00          | 1,276.00          | 1,276.00                       |
| 3.9 OTROS SERVICIOS GENERALES  | 347,400.00          |                              | 427,403.00                | 254,061.00          | 254,061.00          | 254,061.00        | 254,061.00        | 173,342.00                     |
| 3.9.2 IMPUESTOS Y DERECHOS   | 347,400.00          | 80,003.00                    | 427,403.00                | 254,061.00          | 254,061.00          | 254,061.00        | 254,061.00        | 173,342.00                     |
| 3.9.2.1 IMPUESTOS Y DERECHOS, OTROS IMPUESTOS, TENENCIA, PLACAS, GASTOS DE   | 347,400.00          | 80,003.00                    | 427,403.00                | 254,061.00          | 254,061.00          | 254,061.00        | 254,061.00        | 173,342.00                     |
| 3.9.2.2 IMPUESTOS Y DERECHOS, OTROS IMPUESTO, TENENCIA, PLACAS, GASTOS DE    |                     |                              |                           | 254,061.00          | 254,061.00          | 254,061.00        | 254,061.00        | 427,403.00                     |
| 4 TRANSF. ASIG. SUBSIDIOS Y OTRAS AYUDAS                                     | 85,856.40           |                              | 85,856.40                 | 57,237.60           | 57,237.60           | 57,237.60         | 57,237.60         | 28,618.80                      |
| 4.5 PENSIONES Y JUBILACIONES   | 85,856.40           |                              | 85,856.40                 | 57,237.60           | 57,237.60           | 57,237.60         | 57,237.60         | 28,618.80                      |
| 4.5.1 PENSIONES  | 85,856.40           |                              | 85,856.40                 | 57,237.60           | 57,237.60           | 57,237.60         | 57,237.60         | 28,618.80                      |
| 4.5.1.1 PENSIONES  | 85,856.40           |                              | 85,856.40                 | 57,237.60           | 57,237.60           | 57,237.60         | 57,237.60         | 28,618.80                      |
| 5 BIENES MUEBLES, INMUEBLES E INTANGIBLES                                    | 195,615.53          | 195,615.53                   | 195,615.53                | 57,237.60           | 57,237.60           | 57,237.60         | 57,237.60         | 28,618.80                      |
| 5.1 MOBILIARIO Y EQUIPO DE ADMINISTRACIÓN                                    | 25,000.00           | 25,000.00                    | 25,000.00                 |                     |                     |                   |                   |                                |
| 5.1.1 MUEBLES DE OFICINA Y ESTANTERÍA  | 25,000.00           | 25,000.00                    | 25,000.00                 |                     |                     |                   |                   |                                |
| 5.1.1.1 MUEBLES DE OFICINA Y ESTANTERÍA                                      | 25,000.00           | 25,000.00                    | 25,000.00                 |                     |                     |                   |                   |                                |
| 5.5 EQUIPO DE DEFENSA Y SEGURIDAD  | 170,615.53          | 170,615.53                   | 170,615.53                |                     |                     |                   |                   |                                |
| 5.5.1 EQUIPO DE DEFENSA Y SEGURIDAD  | 170,615.53          | 170,615.53                   | 170,615.53                |                     |                     |                   |                   |                                |
| 5.5.1.1 EQUIPO DE DEFENSA Y SEGURIDAD  | 170,615.53          | 170,615.53                   | 170,615.53                |                     |                     |                   |                   |                                |
| 6 INVERSIÓN PÚBLICA  |                     | 1,373,425.63                 | 1,373,425.63              |                     |                     |                   |                   |                                |
| 6.1 OBRA PÚBLICA BIENES D/DOMINIO PÚB.                                       |                     | 1,373,425.63                 | 1,373,425.63              |                     |                     |                   |                   | 1,373,425.63                   |
| 6.1.4 DIVISIÓN D/TERR. Y CONST. D/OBRAS D/URBAN.                             |                     | 1,373,425.63                 | 1,373,425.63              |                     |                     |                   |                   | 1,373,425.63                   |
| 6.1.4.2 CONST. OBRAS D/URBAN. P/LA DOT. D/SERV.                              |                     | 1,373,425.63                 | 1,373,425.63              |                     |                     |                   |                   | 1,373,425.63                   |
| 7 INVERSIONES FINANCIERAS Y OTRAS PROV.                                      |                     |                              |                           |                     |                     |                   |                   |                                |
| 8 PARTICIPACIONES Y APORTACIONES   |                     |                              |                           |                     |                     |                   |                   |                                |
| 9 DEUDA PÚBLICA  |                     |                              |                           |                     |                     |                   |                   |                                |
| <b>FOFYR</b>   | <b>1,479,320.00</b> | <b>98,890.00</b>             | <b>1,578,210.00</b>       | <b>825,406.17</b>   | <b>825,406.17</b>   | <b>825,406.17</b> | <b>825,406.17</b> | <b>752,803.83</b>              |
| 1 SERVICIOS PERSONALES   |                     |                              |                           |                     |                     |                   |                   |                                |
| 2 MATERIALES Y SUMINISTROS   | 815,000.00          | 895.04                       | 815,895.04                | 162,701.98          | 162,701.98          | 162,701.98        | 162,701.98        | 653,193.06                     |
| 2.1 MAERIALES DE ADMINISTRACIÓN, EMISIÓN DE DOCUMENTOS Y ARTICULOS OFICIALES | 350,000.00          | 0.04                         | 350,000.04                | 127,161.24          | 127,161.24          | 127,161.24        | 127,161.24        | 222,838.80                     |
| 2.1.1 MATERIALES, ÚTILES Y EQUIPOS MENORES DE OFICINA                        | 170,000.00          | 0.04                         | 170,000.04                | 62,836.36           | 62,836.36           | 62,836.36         | 62,836.36         | 107,163.68                     |
| 2.1.1.1 MATERIALES ÚTILES Y EQUIPOS MENORES DE OFICINA                       | 170,000.00          | 0.04                         | 170,000.04                | 59,013.65           | 59,013.65           | 59,013.65         | 59,013.65         | 110,986.39                     |
| 2.1.1.2 GASTOS DE OFICINA  |                     |                              |                           | 3,822.71            | 3,822.71            | 3,822.71          | 3,822.71          | 3,822.71                       |
| 2.1.2 MATERIALES Y ÚTILES D/IMPRES. Y REPROD.                                |                     | 865.00                       | 865.00                    | 865.00              | 865.00              | 865.00            | 865.00            |                                |



MUNICIPIO DE TLAHUELILPAN  
R.F.C. MTL850101A20  
ESTADO ANALÍTICO DEL EJERCICIO DEL PRESUPUESTO POR FUENTE DE FINANCIAMIENTO.  
DEL 1 AL 31 DE AGOSTO DE 2022.

| Ejercicio del Presupuesto  | Egreso Aprobado -1 | Ampliaciones/ Reducciones -2 | Egreso Modificado (3=1+2) | Egreso Comprometido | Egreso Devengado -4 | Egreso Ejercido | Egreso Pagado -5 | Subejercicio III (6=3-4) III+ |
|--|--------------------|------------------------------|---------------------------|---------------------|---------------------|-----------------|------------------|-------------------------------|
| 2.1.2.1 MATERIALES Y ÚTILES DE IMPRESIÓN Y REPRODUCCIÓN                                    |                    | 865.00                       | 865.00                    | 865.00              | 865.00              | 865.00          | 865.00           | -                             |
| 2.1.4 MAT. ÚTIL. Y EPO. MEN. TECN. DIL. INF. Y COM.  | 80,000.00          | -                            | 80,000.00                 | 30,959.88           | 30,959.88           | 30,959.88       | 30,959.88        | 49,040.12                     |
| 2.1.4.1 MAT. ÚTIL. Y EQUIPOS MEN. TECN. DIL. INF. Y COM.                                   | 80,000.00          | -                            | 80,000.00                 | 30,959.88           | 30,959.88           | 30,959.88       | 30,959.88        | 49,040.12                     |
| 2.1.5 MATERIAL IMPRESO E INFORMACIÓN DIGITAL   |                    |                              |                           | 12,500.00           | 12,500.00           | 12,500.00       | 12,500.00        | -                             |
| 2.1.5.1 MATERIAL IMPRESO E INFORMACIÓN DIGITAL   |                    |                              |                           | 12,500.00           | 12,500.00           | 12,500.00       | 12,500.00        | -                             |
| 2.1.6 MATERIAL DE LIMPIEZA   | 100,000.00         | 865.00                       | 99,135.00                 | 20,000.00           | 20,000.00           | 20,000.00       | 20,000.00        | 79,135.00                     |
| 2.1.6.1 MATERIAL DE LIMPIEZA   | 100,000.00         | 865.00                       | 99,135.00                 | 20,000.00           | 20,000.00           | 20,000.00       | 20,000.00        | 79,135.00                     |
| 2.2 ALIMENTOS Y UTENSILIOS   |                    |                              |                           | 1,642.99            | 1,642.99            | 1,642.99        | 1,642.99         | 1,642.99                      |
| 2.2.1 PRODUCTOS ALIMENTICIOS PARA PERSONAS   |                    |                              |                           | 1,642.99            | 1,642.99            | 1,642.99        | 1,642.99         | 1,642.99                      |
| 2.2.1.1 PRODUCTOS ALIMENTICIOS PARA PERSONAS   |                    |                              |                           | 1,642.99            | 1,642.99            | 1,642.99        | 1,642.99         | 1,642.99                      |
| 2.4 MATERIALES Y ART. DICONST. Y DE REPAR.   |                    |                              |                           | 6,646.00            | 6,646.00            | 6,646.00        | 6,646.00         | 6,646.00                      |
| 2.4.9 OTROS MATERIALES Y ART. DICONST. Y REPAR.  |                    |                              |                           | 6,646.00            | 6,646.00            | 6,646.00        | 6,646.00         | 6,646.00                      |
| 2.4.9.1 OTROS MATERIALES Y ARTICULOS DE CONSTRUCCIÓN Y REPARACIÓN                          |                    |                              |                           | 6,646.00            | 6,646.00            | 6,646.00        | 6,646.00         | 6,646.00                      |
| 2.5 PRODUCTOS QUÍM. FARMAC. Y DE LABORATORIO   | 50,000.00          | -                            | 50,000.00                 | -                   | -                   | -               | -                | -                             |
| 2.5.4 MATERIALES, ACCES. Y SUMIN. MÉDICOS  | 50,000.00          | -                            | 50,000.00                 | -                   | -                   | -               | -                | 50,000.00                     |
| 2.5.4.1 MATERIALES, ACCESORIOS Y SUMINISTROS MÉDICOS                                       | 50,000.00          | -                            | 50,000.00                 | -                   | -                   | -               | -                | 50,000.00                     |
| 2.7 VEST. BLANCOS, PREND. DIPROT. Y ART. DEP.  | 200,000.00         | -                            | 200,000.00                | 1,157.10            | 1,157.10            | 1,157.10        | 1,157.10         | 198,842.90                    |
| 2.7.2 PRENDAS DE SEG. Y PROT. PERSONAL   | 200,000.00         | -                            | 200,000.00                | -                   | -                   | -               | -                | 200,000.00                    |
| 2.7.2.1 PRENDAS DE SEG. Y PROTECCIÓN DEL PERSONAL  | 200,000.00         | -                            | 200,000.00                | -                   | -                   | -               | -                | 200,000.00                    |
| 2.7.3 ARTÍCULOS DEPORTIVOS   |                    |                              |                           | 1,157.10            | 1,157.10            | 1,157.10        | 1,157.10         | -                             |
| 2.7.3.1 ARTÍCULOS DEPORTIVOS   |                    |                              |                           | 1,157.10            | 1,157.10            | 1,157.10        | 1,157.10         | -                             |
| 2.9 HERRAMIENTAS, REFACC. Y ACCES. MENORES   | 215,000.00         | 895.00                       | 215,895.00                | 26,094.65           | 26,094.65           | 26,094.65       | 26,094.65        | 189,800.35                    |
| 2.9.1 HERRAMIENTAS MENORES   | 100,000.00         | -                            | 100,000.00                | 18,497.64           | 18,497.64           | 18,497.64       | 18,497.64        | 81,502.36                     |
| 2.9.1.1 HERRAMIENTAS MENORES   | 100,000.00         | -                            | 100,000.00                | 18,497.64           | 18,497.64           | 18,497.64       | 18,497.64        | 81,502.36                     |
| 2.9.4 REF. Y ACC. MEN. EQPO. D/COMP. Y TEC. D/INF.   | 15,000.00          | 895.00                       | 15,895.00                 | 7,597.01            | 7,597.01            | 7,597.01        | 7,597.01         | 8,297.99                      |
| 2.9.4.1 REFACCIONES Y ACCESORIOS MENORES EQUIPO DE COMPUTO Y TECNOLOGÍAS DE LA INFORMACIÓN | 15,000.00          | 895.00                       | 15,895.00                 | 7,597.01            | 7,597.01            | 7,597.01        | 7,597.01         | 8,297.99                      |
| 2.9.7 REFACCIONES Y ACC. MEN. EQPO. DEF. Y SEG.  | 100,000.00         | -                            | 100,000.00                | -                   | -                   | -               | -                | 100,000.00                    |
| 2.9.7.1 REFACCIONES Y ACCESORIOS MENORES EQUIPO DEF. Y SEG.                                | 100,000.00         | -                            | 100,000.00                | -                   | -                   | -               | -                | 100,000.00                    |
| 3 SERVICIOS GENERALES  | 497,000.00         | 108,253.26                   | 605,253.26                | 636,280.09          | 636,280.09          | 636,280.09      | 636,280.09       | 31,026.83                     |
| 3.2 SERVICIOS DE ARRENDAMIENTO   | 84,000.00          | 70,110.95                    | 154,110.95                | 113,531.31          | 113,531.31          | 113,531.31      | 113,531.31       | 40,579.64                     |
| 3.2.3 ARREND. D/MOB. Y EPO. D/ADMÓN. EDUC. Y REC.  | 84,000.00          | 43,060.52                    | 40,939.48                 | 113,531.31          | 113,531.31          | 113,531.31      | 113,531.31       | 72,591.83                     |
| 3.2.3.1 ARRENDAMIENTO DE EQUIPO Y BIENES   | 84,000.00          | 43,060.52                    | 40,939.48                 | 96,509.37           | 96,509.37           | 96,509.37       | 96,509.37        | 55,569.89                     |





MUNICIPIO DE TLAHUELILPAN

R.F.C. MTL850101A20

ESTADO ANALITICO DEL EJERCICIO DEL PRESUPUESTO POR FUENTE DE FINANCIAMIENTO.  
DEL 1 AL 31 DE AGOSTO DE 2022.

| Ejercicio del Presupuesto  | Egreso Aprobado -1 | Ampliaciones/ Reducciones -2 | Egreso Modificado (3=1+2) | Egreso Comprometido | Egreso Devengado -4 | Egreso Ejercido | Egreso Pagado -5 | Subejercicio III+ (6=3-4) III+ |
|--|--------------------|------------------------------|---------------------------|---------------------|---------------------|-----------------|------------------|--------------------------------|
| INFORMATICOS   |                    |                              |                           |                     |                     |                 |                  |                                |
| 3.2.3.2 ARREND.DIMOB.Y EPO.D/ADMÓN.EDUC.Y REC.                                     |                    |                              |                           | 17,021.94           | 17,021.94           | 17,021.94       | 17,021.94        | -                              |
| 3.2.9 OTROS ARRENDAMIENTOS   |                    | 113,171.47                   | 113,171.47                | -                   | -                   | -               | -                | 17,021.94                      |
| 3.2.9.1 OTROS ARRENDAMIENTOS   |                    | 113,171.47                   | 113,171.47                | -                   | -                   | -               | -                | 113,171.47                     |
| 3.3 SERV.PROF.CIENT.TECN.Y OTROS SERVICIOS   | 183,000.00         | 19,083.31                    | 202,083.31                | 204,647.20          | 204,647.20          | 204,647.20      | 204,647.20       | 113,171.47                     |
| 3.3.3 SERV.D/CONS.ADV.A PROC.TEC.Y TEC.D/L INF.                                    | 10,000.00          | 0.04                         | 9,999.96                  | -                   | -                   | -               | -                | 2,563.89                       |
| 3.3.3.1 SERV.D/CONS.ADV.A PROC.TEC.Y TEC.D/L INF.                                  | 10,000.00          | 0.04                         | 9,999.96                  | -                   | -                   | -               | -                | 9,999.96                       |
| 3.3.6 SERV.D/APOYO ADM.TRAD.FOT.E IMPRES.  | 10,000.00          | -                            | 10,000.00                 | 41,087.20           | 41,087.20           | 41,087.20       | 41,087.20        | 9,999.96                       |
| 3.3.6.1 SERVICIOS RELACIONADOS CON TRADUCCIONES                                    | 10,000.00          | -                            | 10,000.00                 | -                   | -                   | -               | -                | 31,087.20                      |
| 3.3.6.3 IMPRESIÓN DE DOCUMENTOS OFICIALES PARA LA PRESTACIÓN DE SERVICIOS PÚBLICOS |                    |                              |                           | 41,087.20           | 41,087.20           | 41,087.20       | 41,087.20        | 10,000.00                      |
| (FORMAS VALORADAS)   |                    |                              |                           |                     |                     |                 |                  | 41,087.20                      |
| 3.3.9 SERV. PROFES.CIENT.Y TECN.INTEGRALES   | 163,000.00         | 19,083.35                    | 182,083.35                | 163,560.00          | 163,560.00          | 163,560.00      | 163,560.00       | 18,523.35                      |
| 3.3.9.1 SUBCONTRATACION DE SERVICIOS CON TERCEROS                                  | 163,000.00         | 19,083.35                    | 182,083.35                | 163,560.00          | 163,560.00          | 163,560.00      | 163,560.00       | 18,523.35                      |
| 3.5 SERV.D/INST.REPAR.MANTTO Y CONSERVACIÓN CONSERV.Y MANTTO MENOR D/INMUEBLES     | 65,000.00          | -                            | 65,000.00                 | 126,439.58          | 126,439.58          | 126,439.58      | 126,439.58       | -                              |
| 3.5.1 CONSERV.Y MANTTO MENOR D/INMUEBLES   |                    |                              |                           | 122,089.58          | 122,089.58          | 122,089.58      | 122,089.58       | 61,439.58                      |
| 3.5.1.1 CONSERV.Y MANTTO MENOR D/INMUEBLES   |                    |                              |                           | 122,089.58          | 122,089.58          | 122,089.58      | 122,089.58       | 122,089.58                     |
| 3.5.2 INST.REP.Y MANT.MOB.Y EQ.ADM.EDUC.Y REC.                                     | 40,000.00          | -                            | 40,000.00                 | 3,500.00            | 3,500.00            | 3,500.00        | 3,500.00         | 36,500.00                      |
| 3.5.2.1 INST.REP.Y MANT.MOB.Y EQ.ADM.EDUC.Y REC.                                   | 40,000.00          | -                            | 40,000.00                 | 3,500.00            | 3,500.00            | 3,500.00        | 3,500.00         | 36,500.00                      |
| 3.5.3 INST.REP.Y MANT.EQ.COM.Y TEC.D/L INF.  | 25,000.00          | -                            | 25,000.00                 | 850.00              | 850.00              | 850.00          | 850.00           | 24,150.00                      |
| 3.5.3.1 INST.REP.Y MANT.EQ.COM.Y TEC.D/L INF.                                      | 25,000.00          | -                            | 25,000.00                 | 850.00              | 850.00              | 850.00          | 850.00           | 24,150.00                      |
| 3.6 SERVICIOS DE COMUNIC.SOCIAL Y PUBLICIDAD                                       | 165,000.00         | 19,059.00                    | 184,059.00                | 142,237.00          | 142,237.00          | 142,237.00      | 142,237.00       | 41,822.00                      |
| 3.6.1 DIF.RAD.TV.Y MED.D/MEN.S/PRO.ACT.GUB.  | 150,000.00         | 17,319.00                    | 167,319.00                | 142,237.00          | 142,237.00          | 142,237.00      | 142,237.00       | 25,082.00                      |
| 3.6.1.1 DIF.RAD.TV.Y MED.D/MEN.S/PRO.ACT.GUB.                                      | 150,000.00         | 17,319.00                    | 167,319.00                | 142,237.00          | 142,237.00          | 142,237.00      | 142,237.00       | 25,082.00                      |
| 3.6.2 DIF.RAD.TV.Y MED.MEN.COM.PROM.VTA B O S                                      | 15,000.00          | -                            | 15,000.00                 | -                   | -                   | -               | -                | 15,000.00                      |
| 3.6.2.1 DIF.RAD.TV.Y MED.MEN.COM.PROM.VTA B O S                                    | 15,000.00          | -                            | 15,000.00                 | -                   | -                   | -               | -                | 15,000.00                      |
| 3.6.6 SERV.D/CREAC.Y DIF.CONT.EXC.ATRAV.INT.                                       |                    | 1,740.00                     | 1,740.00                  | -                   | -                   | -               | -                | 1,740.00                       |
| 3.6.6.1 SERV.D/CREAC.Y DIF.CONT.EXC.ATRAV.INT.                                     |                    | 1,740.00                     | 1,740.00                  | -                   | -                   | -               | -                | 1,740.00                       |
| 3.8 SERVICIOS OFICIALES  |                    |                              |                           |                     |                     |                 |                  |                                |
| 3.8.2 GASTOS DE ORDEN SOCIAL Y CULTURAL  |                    |                              |                           | 49,425.00           | 49,425.00           | 49,425.00       | 49,425.00        | 49,425.00                      |
| 3.8.2.1 GASTOS DE ORDEN SOCIAL Y CULTURAL  |                    |                              |                           | 49,425.00           | 49,425.00           | 49,425.00       | 49,425.00        | 49,425.00                      |
| 4 TRANSF.ASIG.SUBSIDIOS Y OTRAS AYUDAS   |                    |                              |                           | 10,219.10           | 10,219.10           | 10,219.10       | 10,219.10        | 10,219.10                      |
| 4.4 AYUDAS SOCIALES  |                    |                              |                           | 10,219.10           | 10,219.10           | 10,219.10       | 10,219.10        | 10,219.10                      |
| 4.4.1 AYUDAS SOCIALES A PERSONAS   |                    |                              |                           | 8,844.50            | 8,844.50            | 8,844.50        | 8,844.50         | 8,844.50                       |
| 4.4.1.1 AYUDAS SOCIALES A PERSONAS   |                    |                              |                           | 3,107.00            | 3,107.00            | 3,107.00        | 3,107.00         | 3,107.00                       |
| 4.4.1.2 GASTOS RELACIONADOS CON ACTIVIDADES DEPORTIVAS                             |                    |                              |                           | 5,737.50            | 5,737.50            | 5,737.50        | 5,737.50         | 5,737.50                       |
| 4.4.3 AYUDAS SOC. A INSTIT. DE ENSEÑANZA   |                    |                              |                           | 771.40              | 771.40              | 771.40          | 771.40           | 771.40                         |
| 4.4.3.1 AYUDAS SOC.A INSTIT. DE ENSEÑANZA  |                    |                              |                           | 771.40              | 771.40              | 771.40          | 771.40           | 771.40                         |





MUNICIPIO DE TLAHUELILPAN  
R.F.C. MTL850101A20  
ESTADO ANALÍTICO DEL EJERCICIO DEL PRESUPUESTO POR FUENTE DE FINANCIAMIENTO.  
DEL 1 AL 31 DE AGOSTO DE 2022.

| Ejercicio del Presupuesto  | Egreso Aprobado -1 | Ampliaciones/ Reducciones -2 | Egreso Modificado (3=1+2) | Egreso Comprometido | Egreso Devengado -4 | Egreso Ejercido   | Egreso Pagado -5  | Subejercicio III (6=3-4) III+ |
|--|--------------------|------------------------------|---------------------------|---------------------|---------------------|-------------------|-------------------|-------------------------------|
| 4.4.5 AYUDAS SOC.A INSTT.SIFINES DE LUCRO                                    |                    |                              |                           | 603.20              | 603.20              | 603.20            | 603.20            | 603.20                        |
| 4.4.5.1 AYUDAS SOC.A INSTT.SIFINES DE LUCRO                                  |                    |                              |                           | 603.20              | 603.20              | 603.20            | 603.20            | 603.20                        |
| <b>5 BIENES MUEBLES, INMUEBLES E INTANGIBLES</b>                             | <b>167,320.00</b>  | <b>10,258.30</b>             | <b>157,061.70</b>         | <b>16,205.00</b>    | <b>16,205.00</b>    | <b>16,205.00</b>  | <b>16,205.00</b>  | <b>140,856.70</b>             |
| 5.1 MOBILIARIO Y EQUIPO DE ADMINISTRACIÓN                                    | 117,700.00         | -                            | 117,700.00                | 16,205.00           | 16,205.00           | 16,205.00         | 16,205.00         | 101,495.00                    |
| 5.1.1 MUEBLES DE OFICINA Y ESTANTERÍA  | 49,700.00          | -                            | 49,700.00                 | -                   | -                   | -                 | -                 | 49,700.00                     |
| 5.1.1.1 MUEBLES DE OFICINA Y ESTANTERÍA                                      | 49,700.00          | -                            | 49,700.00                 | -                   | -                   | -                 | -                 | 49,700.00                     |
| 5.1.5 EQUIPO DE CÓMP. Y D/TECN.D/LA INFORMACIÓN                              | 68,000.00          | -                            | 68,000.00                 | 16,205.00           | 16,205.00           | 16,205.00         | 16,205.00         | 51,795.00                     |
| 5.1.5.1 EQUIPO DE CÓMP. Y D/TECN.D/LA INFORMACIÓN                            | 68,000.00          | -                            | 68,000.00                 | 16,205.00           | 16,205.00           | 16,205.00         | 16,205.00         | 51,795.00                     |
| 5.5 EQUIPO DE DEFENSA Y SEGURIDAD  | 25,000.00          | -                            | 25,000.00                 | -                   | -                   | -                 | -                 | 25,000.00                     |
| 5.5.1 EQUIPO DE DEFENSA Y SEGURIDAD  | 25,000.00          | -                            | 25,000.00                 | -                   | -                   | -                 | -                 | 25,000.00                     |
| 5.5.1.1 EQUIPO DE DEFENSA Y SEGURIDAD  | 25,000.00          | -                            | 25,000.00                 | -                   | -                   | -                 | -                 | 25,000.00                     |
| 5.6 MAQUINARIA, OTROS EQUIPOS Y HERRAMIENTAS                                 | 24,620.00          | 10,258.30                    | 14,361.70                 | -                   | -                   | -                 | -                 | 14,361.70                     |
| 5.6.7 HERRAMIENTAS Y MÁQUINAS-HERRAMIENTA                                    | 24,620.00          | 10,258.30                    | 14,361.70                 | -                   | -                   | -                 | -                 | 14,361.70                     |
| 5.6.7.1 HERRAMIENTAS Y MÁQUINAS - HERRAMIENTA                                | 24,620.00          | 10,258.30                    | 14,361.70                 | -                   | -                   | -                 | -                 | 14,361.70                     |
| <b>6 INVERSIÓN PÚBLICA</b>   | -                  | -                            | -                         | -                   | -                   | -                 | -                 | -                             |
| 7 INVERSIONES FINANCIERAS Y OTRAS PROV.                                      | -                  | -                            | -                         | -                   | -                   | -                 | -                 | -                             |
| 8 PARTICIPACIONES Y APORTACIONES   | -                  | -                            | -                         | -                   | -                   | -                 | -                 | -                             |
| 9 DEUDA PÚBLICA  | -                  | -                            | -                         | -                   | -                   | -                 | -                 | -                             |
| <b>ISR</b>   | <b>668,586.36</b>  | <b>400,986.24</b>            | <b>1,069,572.60</b>       | <b>794,799.86</b>   | <b>794,799.86</b>   | <b>794,799.86</b> | <b>627,704.73</b> | <b>274,772.74</b>             |
| <b>1 SERVICIOS PERSONALES</b>  |                    |                              |                           |                     |                     |                   |                   |                               |
| 2 MATERIALES Y SUMINISTROS   | 51,000.00          | 28,785.27                    | 22,214.73                 | 3,400.01            | 3,400.01            | 3,400.01          | 3,400.01          | 18,814.72                     |
| 2.1 MAERIALES DE ADMINISTRACIÓN, EMISIÓN DE DOCUMENTOS Y ARTICULOS OFICIALES | 14,000.00          | 8,214.73                     | 22,214.73                 | 3,400.01            | 3,400.01            | 3,400.01          | 3,400.01          | 18,814.72                     |
| 2.1.1 MATERIALES, ÚTILES Y EQUIPOS MENORES DE OFICINA                        | 2,000.00           | 2,000.00                     | -                         | -                   | -                   | -                 | -                 | -                             |
| 2.1.1.1 MATERIALES ÚTILES Y EQUIPOS MENORES DE OFICINA                       | 2,000.00           | 2,000.00                     | -                         | -                   | -                   | -                 | -                 | -                             |
| 2.1.4 MAT.ÚTIL.Y EQOS MEN. TECN.D/L INF.Y COM.                               | 2,000.00           | 2,000.00                     | -                         | -                   | -                   | -                 | -                 | -                             |
| 2.1.4.1 MAT. ÚTIL Y EQUIPOS MEN. TECN. D/L INF. Y COM.                       | 2,000.00           | 2,000.00                     | -                         | -                   | -                   | -                 | -                 | -                             |
| 2.1.6 MATERIAL DE LIMPIEZA   | 10,000.00          | 12,214.73                    | 22,214.73                 | 3,400.01            | 3,400.01            | 3,400.01          | 3,400.01          | 18,814.72                     |
| 2.1.6.1 MATERIAL DE LIMPIEZA   | 10,000.00          | 12,214.73                    | 22,214.73                 | 3,400.01            | 3,400.01            | 3,400.01          | 3,400.01          | 18,814.72                     |
| 2.4 MATERIALES Y ART.D/CONST.Y DE REPAR.                                     | 15,000.00          | 15,000.00                    | -                         | -                   | -                   | -                 | -                 | -                             |
| 2.4.3 CAL, YESO Y PRODUCTOS DE YESO  | 15,000.00          | 15,000.00                    | -                         | -                   | -                   | -                 | -                 | -                             |
| 2.4.3.1 CAL, YESO Y PRODUCTOS DE YESO  | 15,000.00          | 15,000.00                    | -                         | -                   | -                   | -                 | -                 | -                             |
| 2.5 PRODUCTOS QUÍM. FARMAC. Y DE LABORATORIO                                 | 9,000.00           | 9,000.00                     | -                         | -                   | -                   | -                 | -                 | -                             |
| 2.5.4 MATERIALES, ACCES. Y SUMIN. MÉDICOS                                    | 9,000.00           | 9,000.00                     | -                         | -                   | -                   | -                 | -                 | -                             |
| 2.5.4.1 MATERIALES, ACCESORIOS Y SUMINISTROS MÉDICOS                         | 9,000.00           | 9,000.00                     | -                         | -                   | -                   | -                 | -                 | -                             |





ESTADO ANALÍTICO DEL EJERCICIO DEL PRESUPUESTO POR FUENTE DE FINANCIAMIENTO.  
DEL 1 AL 31 DE AGOSTO DE 2022.

| Ejercicio del Presupuesto | Egreso Aprobado -1  | Ampliaciones/ Reducciones -2 | Egreso Modificado (3=1+2) | Egreso Comprometido | Egreso Devengado -4 | Egreso Ejercido   | Egreso Pagado -5  | Subejercicio III III+ (6=3-4) III+- |
|---------------------------|---|------------------------------|---------------------------|---------------------|---------------------|-------------------|-------------------|-------------------------------------|
| 2.6                       | 9,000.00  | -                            | 9,000.00                  | -                   | -                   | -                 | -                 | -                                   |
| 2.6.1                     | 9,000.00  | -                            | 9,000.00                  | -                   | -                   | -                 | -                 | -                                   |
| 2.6.1.1                   | 9,000.00  | -                            | 9,000.00                  | -                   | -                   | -                 | -                 | -                                   |
| 2.9                       | 4,000.00  | -                            | 4,000.00                  | -                   | -                   | -                 | -                 | -                                   |
| 2.9.9                     | 4,000.00  | -                            | 4,000.00                  | -                   | -                   | -                 | -                 | -                                   |
| 2.9.9.1                   | 4,000.00  | -                            | 4,000.00                  | -                   | -                   | -                 | -                 | -                                   |
| BIENES MUEBLES            |   |                              |                           |                     |                     |                   |                   |                                     |
| <b>3</b>                  | <b>50,000.00</b>  | <b>20,629.28</b>             | <b>29,370.72</b>          | <b>49,122.52</b>    | <b>49,122.52</b>    | <b>49,122.52</b>  | <b>49,122.52</b>  | <b>19,751.80</b>                    |
| 3.2                       |   |                              |                           | 6,496.00            | 6,496.00            | 6,496.00          | 6,496.00          | 6,496.00                            |
| 3.2.9                     |   |                              |                           | 6,496.00            | 6,496.00            | 6,496.00          | 6,496.00          | 6,496.00                            |
| 3.2.9.1                   |   |                              |                           | 6,496.00            | 6,496.00            | 6,496.00          | 6,496.00          | 6,496.00                            |
| 3.3                       | 5,000.00  | 5,000.00                     | -                         | -                   | -                   | -                 | -                 | -                                   |
| 3.3.8                     | 5,000.00  | 5,000.00                     | -                         | -                   | -                   | -                 | -                 | -                                   |
| 3.3.8.1                   | 5,000.00  | 5,000.00                     | -                         | -                   | -                   | -                 | -                 | -                                   |
| 3.5                       | 40,000.00   | 40,000.00                    | -                         | 30,214.52           | 30,214.52           | 30,214.52         | 30,214.52         | 30,214.52                           |
| 3.5.5                     | 40,000.00   | 40,000.00                    | -                         | 30,214.52           | 30,214.52           | 30,214.52         | 30,214.52         | 30,214.52                           |
| 3.5.5.1                   | 40,000.00   | 40,000.00                    | -                         | 30,214.52           | 30,214.52           | 30,214.52         | 30,214.52         | 30,214.52                           |
| 3.8                       | 5,000.00  | 24,370.72                    | 29,370.72                 | 12,412.00           | 12,412.00           | 12,412.00         | 12,412.00         | 16,958.72                           |
| 3.8.2                     | 5,000.00  | 24,370.72                    | 29,370.72                 | 12,412.00           | 12,412.00           | 12,412.00         | 12,412.00         | 16,958.72                           |
| 3.8.2.1                   | 5,000.00  | 24,370.72                    | 29,370.72                 | 12,412.00           | 12,412.00           | 12,412.00         | 12,412.00         | 16,958.72                           |
| <b>4</b>                  | <b>15,000.00</b>  | <b>15,000.00</b>             | <b>-</b>                  | <b>-</b>            | <b>-</b>            | <b>-</b>          | <b>-</b>          | <b>-</b>                            |
| 4.4                       | 15,000.00   | 15,000.00                    | -                         | -                   | -                   | -                 | -                 | -                                   |
| 4.4.1                     | 15,000.00   | 15,000.00                    | -                         | -                   | -                   | -                 | -                 | -                                   |
| 4.4.1.1                   | 15,000.00   | 15,000.00                    | -                         | -                   | -                   | -                 | -                 | -                                   |
| <b>6</b>                  | <b>552,586.36</b>   | <b>465,400.79</b>            | <b>1,017,987.15</b>       | <b>742,277.33</b>   | <b>742,277.33</b>   | <b>742,277.33</b> | <b>575,182.20</b> | <b>275,709.82</b>                   |
| 6.1                       | 552,586.36  | 465,400.79                   | 1,017,987.15              | 742,277.33          | 742,277.33          | 742,277.33        | 575,182.20        | 275,709.82                          |
| 6.1.4                     | 552,586.36  | 465,400.79                   | 1,017,987.15              | 742,277.33          | 742,277.33          | 742,277.33        | 575,182.20        | 275,709.82                          |
| 6.1.4.1                   | 552,586.36  | 465,400.79                   | 1,017,987.15              | 742,277.33          | 742,277.33          | 742,277.33        | 575,182.20        | 275,709.82                          |
| 6.1.4.2                   |   |                              |                           |                     |                     |                   |                   | 1,017,987.15                        |
| <b>7</b>                  | <b>-</b>  | <b>-</b>                     | <b>-</b>                  | <b>742,277.33</b>   | <b>742,277.33</b>   | <b>742,277.33</b> | <b>575,182.20</b> | <b>742,277.33</b>                   |
| <b>8</b>                  | <b>-</b>  | <b>-</b>                     | <b>-</b>                  | <b>-</b>            | <b>-</b>            | <b>-</b>          | <b>-</b>          | <b>-</b>                            |
| <b>9</b>                  | <b>-</b>  | <b>-</b>                     | <b>-</b>                  | <b>-</b>            | <b>-</b>            | <b>-</b>          | <b>-</b>          | <b>-</b>                            |
| <b>FEIEFF</b>             | <b>67,682.05</b>  | <b>-</b>                     | <b>67,682.05</b>          | <b>46,331.00</b>    | <b>46,331.00</b>    | <b>46,331.00</b>  | <b>46,331.00</b>  | <b>21,351.05</b>                    |
| <b>1</b>                  | <b>SERVICIOS PERSONALES</b>   | <b>-</b>                     | <b>-</b>                  | <b>-</b>            | <b>-</b>            | <b>-</b>          | <b>-</b>          | <b>-</b>                            |
| <b>2</b>                  | <b>MATERIALES Y SUMINISTROS</b>   | <b>52,682.05</b>             | <b>52,682.05</b>          | <b>8,911.00</b>     | <b>8,911.00</b>     | <b>8,911.00</b>   | <b>8,911.00</b>   | <b>43,771.05</b>                    |
| 2.1                       | MATERIALES DE ADMINISTRACIÓN, EMISIÓN DE DOCUMENTOS Y ARTÍCULOS OFICIALES | 6,682.05                     | 6,682.05                  | 8,911.00            | 8,911.00            | 8,911.00          | 8,911.00          | 2,228.95                            |
| 2.1.4                     | MAT.UTIL Y EQOS MEN.TECN.DIL INF.Y COM.                                   | 4,200.00                     | 4,200.00                  | 6,425.00            | 6,425.00            | 6,425.00          | 6,425.00          | 2,225.00                            |
| 2.1.4.1                   | MAT. UTIL Y EQUIPOS MEN. TECN. DIL INF. Y COM.                            | 4,200.00                     | 4,200.00                  | 6,425.00            | 6,425.00            | 6,425.00          | 6,425.00          | 2,225.00                            |





MUNICIPIO DE TLAHUELILPAN

R.F.C. MTL850101A20

ESTADO ANALÍTICO DEL EJERCICIO DEL PRESUPUESTO POR FUENTE DE FINANCIAMIENTO.  
DEL 1 AL 31 DE AGOSTO DE 2022.

| Ejercicio del Presupuesto                    | Egreso Aprobado -1 | Ampliaciones/ Reducciones -2 | Egreso Modificado (3=1+2) | Egreso Comprometido | Egreso Devengado -4 | Egreso Ejercido   | Egreso Pagado -5  | Subejercicio III (6=3-4) III+ |
|--|--------------------|------------------------------|---------------------------|---------------------|---------------------|-------------------|-------------------|-------------------------------|
| 2.1.6 MATERIAL DE LIMPIEZA                   | 2,482.05           | -                            | 2,482.05                  | 2,486.00            | 2,486.00            | 2,486.00          | 2,486.00          | 3.95                          |
| 2.1.6.1 MATERIAL DE LIMPIEZA                 | 2,482.05           | -                            | 2,482.05                  | 2,486.00            | 2,486.00            | 2,486.00          | 2,486.00          | 3.95                          |
| 2.6 COMBUSTIBLES, LUBRICANTES Y ADITIVOS     | 46,000.00          | -                            | 46,000.00                 | -                   | -                   | -                 | -                 | 46,000.00                     |
| 2.6.1 COMBUSTIBLES, LUBRICANTES Y ADITIVOS   | 46,000.00          | -                            | 46,000.00                 | -                   | -                   | -                 | -                 | 46,000.00                     |
| 2.6.1.1 COMBUSTIBLES, LUBRICANTES Y ADITIVOS | 46,000.00          | -                            | 46,000.00                 | -                   | -                   | -                 | -                 | 46,000.00                     |
| 4 TRANSF.ASIG.SUBSIDIOS Y OTRAS AYUDAS       | 15,000.00          | -                            | 15,000.00                 | 37,420.00           | 37,420.00           | 37,420.00         | 37,420.00         | 22,420.00                     |
| 4.4 AYUDAS SOCIALES                          | 15,000.00          | -                            | 15,000.00                 | 37,420.00           | 37,420.00           | 37,420.00         | 37,420.00         | 22,420.00                     |
| 4.4.1 AYUDAS SOCIALES A PERSONAS             | 15,000.00          | -                            | 15,000.00                 | 29,490.00           | 29,490.00           | 29,490.00         | 29,490.00         | 14,490.00                     |
| 4.4.1.1 AYUDAS SOCIALES A PERSONAS           | 15,000.00          | -                            | 15,000.00                 | 29,490.00           | 29,490.00           | 29,490.00         | 29,490.00         | 14,490.00                     |
| 4.4.3 AYUDAS SOC. A INSTIT. DE ENSEÑANZA     | -                  | -                            | -                         | 7,930.00            | 7,930.00            | 7,930.00          | 7,930.00          | 7,930.00                      |
| 4.4.3.1 AYUDAS SOC.A INSTIT. DE ENSEÑANZA    | -                  | -                            | -                         | 7,930.00            | 7,930.00            | 7,930.00          | 7,930.00          | 7,930.00                      |
| 5 BIENES MUEBLES, INMUEBLES E INTANGIBLES    | -                  | -                            | -                         | -                   | -                   | -                 | -                 | -                             |
| 6 INVERSIÓN PÚBLICA                          | -                  | -                            | -                         | -                   | -                   | -                 | -                 | -                             |
| 7 INVERSIONES FINANCIERAS Y OTRAS PROV.      | -                  | -                            | -                         | -                   | -                   | -                 | -                 | -                             |
| 8 PARTICIPACIONES Y APORTACIONES             | -                  | -                            | -                         | -                   | -                   | -                 | -                 | -                             |
| 9 DEUDA PÚBLICA                              | -                  | -                            | -                         | -                   | -                   | -                 | -                 | -                             |
| <b>IEPS GASOLINA</b>                         | <b>668,531.00</b>  | <b>28,935.00</b>             | <b>697,466.00</b>         | <b>192,149.00</b>   | <b>192,149.00</b>   | <b>192,149.00</b> | <b>192,149.00</b> | <b>505,317.00</b>             |
| 1 SERVICIOS PERSONALES                       | -                  | -                            | -                         | -                   | -                   | -                 | -                 | -                             |
| 2 MATERIALES Y SUMINISTROS                   | -                  | -                            | -                         | -                   | -                   | -                 | -                 | -                             |
| 3 SERVICIOS GENERALES                        | 668,531.00         | 28,935.00                    | 697,466.00                | 192,149.00          | 192,149.00          | 192,149.00        | 192,149.00        | 505,317.00                    |
| 3.1 SERVICIOS BÁSICOS                        | 668,531.00         | 28,935.00                    | 697,466.00                | 192,149.00          | 192,149.00          | 192,149.00        | 192,149.00        | 505,317.00                    |
| 3.1.1 ENERGÍA ELÉCTRICA                      | 668,531.00         | 28,935.00                    | 697,466.00                | 192,149.00          | 192,149.00          | 192,149.00        | 192,149.00        | 505,317.00                    |
| 3.1.1.1 ENERGÍA ELÉCTRICA                    | 668,531.00         | -                            | 668,531.00                | 192,149.00          | 192,149.00          | 192,149.00        | 192,149.00        | 505,317.00                    |
| 4 TRANSF.ASIG.SUBSIDIOS Y OTRAS AYUDAS       | -                  | -                            | -                         | -                   | -                   | -                 | -                 | -                             |
| 5 BIENES MUEBLES, INMUEBLES E INTANGIBLES    | -                  | -                            | -                         | -                   | -                   | -                 | -                 | -                             |
| 6 INVERSIÓN PÚBLICA                          | -                  | -                            | -                         | -                   | -                   | -                 | -                 | -                             |
| 7 INVERSIONES FINANCIERAS Y OTRAS PROV.      | -                  | -                            | -                         | -                   | -                   | -                 | -                 | -                             |
| 8 PARTICIPACIONES Y APORTACIONES             | -                  | -                            | -                         | -                   | -                   | -                 | -                 | -                             |
| 9 DEUDA PÚBLICA                              | -                  | -                            | -                         | -                   | -                   | -                 | -                 | -                             |
| <b>IEPS TABACOS</b>                          | <b>293,076.00</b>  | <b>11,615.00</b>             | <b>304,691.00</b>         | <b>197,152.00</b>   | <b>197,152.00</b>   | <b>197,152.00</b> | <b>197,152.00</b> | <b>107,539.00</b>             |
| 1 SERVICIOS PERSONALES                       | -                  | -                            | -                         | -                   | -                   | -                 | -                 | -                             |
| 2 MATERIALES Y SUMINISTROS                   | -                  | -                            | -                         | -                   | -                   | -                 | -                 | -                             |
| 3 SERVICIOS GENERALES                        | 293,076.00         | 11,615.00                    | 304,691.00                | 197,152.00          | 197,152.00          | 197,152.00        | 197,152.00        | 107,539.00                    |
| 3.1 SERVICIOS BÁSICOS                        | 292,576.00         | 11,615.00                    | 304,191.00                | 197,152.00          | 197,152.00          | 197,152.00        | 197,152.00        | 107,039.00                    |
| 3.1.1 ENERGÍA ELÉCTRICA                      | 292,576.00         | 11,615.00                    | 304,191.00                | 197,152.00          | 197,152.00          | 197,152.00        | 197,152.00        | 107,039.00                    |
| 3.1.1.1 ENERGÍA ELÉCTRICA                    | 292,576.00         | -                            | 292,576.00                | 197,152.00          | 197,152.00          | 197,152.00        | 197,152.00        | 107,039.00                    |
| 3.4 SERVICIOS FINAN.BANC. Y COMERCIALES      | 500.00             | -                            | 500.00                    | 0.00                | 0.00                | 0.00              | 0.00              | 500.00                        |
| 3.4.1 SERVICIOS FINANCIEROS Y BANCARIOS      | 500.00             | -                            | 500.00                    | 0.00                | 0.00                | 0.00              | 0.00              | 500.00                        |
| 3.4.1.1 SERVICIOS FINANCIEROS Y BANCARIOS    | 500.00             | -                            | 500.00                    | 0.00                | 0.00                | 0.00              | 0.00              | 500.00                        |
| 4 TRANSF.ASIG.SUBSIDIOS Y OTRAS AYUDAS       | -                  | -                            | -                         | -                   | -                   | -                 | -                 | -                             |





ESTADO ANALÍTICO DEL EJERCICIO DEL PRESUPUESTO POR FUENTE DE FINANCIAMIENTO.  
DEL 1 AL 31 DE AGOSTO DE 2022.

|         | Ejercicio del Presupuesto                | Egreso Aprobado -1  | Ampliaciones/ Reducciones -2 | Egreso Modificado (3=1+2) | Egreso Comprometido | Egreso Devengado -4 | Egreso Ejercido     | Egreso Pagado -5    | Subejercicio III (6=3-4) III+ |
|---------|--|---------------------|------------------------------|---------------------------|---------------------|---------------------|---------------------|---------------------|-------------------------------|
| 5       | BIENES MUEBLES, INMUEBLES E INTANGIBLES  |                     |                              |                           |                     |                     |                     |                     |                               |
| 6       | INVERSIÓN PÚBLICA                        |                     |                              |                           |                     |                     |                     |                     |                               |
| 7       | INVERSIONES FINANCIERAS Y OTRAS PROV.    |                     |                              |                           |                     |                     |                     |                     |                               |
| 8       | PARTICIPACIONES Y APORTACIONES           |                     |                              |                           |                     |                     |                     |                     |                               |
| 9       | DEUDA PÚBLICA                            |                     |                              |                           |                     |                     |                     |                     |                               |
|         | <b>ISAN</b>                              | <b>106,125.00</b>   | <b>56,352.00</b>             | <b>162,477.00</b>         | <b>122,060.00</b>   | <b>122,060.00</b>   | <b>122,060.00</b>   | <b>122,060.00</b>   | <b>40,417.00</b>              |
| 1       | SERVICIOS PERSONALES                     |                     |                              |                           |                     |                     |                     |                     |                               |
| 2       | MATERIALES Y SUMINISTROS                 |                     |                              |                           |                     |                     |                     |                     |                               |
| 3       | SERVICIOS GENERALES                      | <b>106,125.00</b>   | <b>56,352.00</b>             | <b>162,477.00</b>         | <b>122,060.00</b>   | <b>122,060.00</b>   | <b>122,060.00</b>   | <b>122,060.00</b>   | <b>40,417.00</b>              |
| 3.1     | SERVICIOS BÁSICOS                        | 106,125.00          | 56,352.00                    | 162,477.00                | 122,060.00          | 122,060.00          | 122,060.00          | 122,060.00          | 40,417.00                     |
| 3.1.1   | ENERGÍA ELÉCTRICA                        | 106,125.00          | 56,352.00                    | 162,477.00                | 122,060.00          | 122,060.00          | 122,060.00          | 122,060.00          | 40,417.00                     |
| 3.1.1.1 | ENERGÍA ELÉCTRICA                        | 106,125.00          | 56,352.00                    | 162,477.00                | 122,060.00          | 122,060.00          | 122,060.00          | 122,060.00          | 40,417.00                     |
| 4       | TRANSF. ASIG. SUBSIDIOS Y OTRAS AYUDAS   |                     |                              |                           |                     |                     |                     |                     |                               |
| 5       | BIENES MUEBLES, INMUEBLES E INTANGIBLES  |                     |                              |                           |                     |                     |                     |                     |                               |
| 6       | INVERSIÓN PÚBLICA                        |                     |                              |                           |                     |                     |                     |                     |                               |
| 7       | INVERSIONES FINANCIERAS Y OTRAS PROV.    |                     |                              |                           |                     |                     |                     |                     |                               |
| 8       | PARTICIPACIONES Y APORTACIONES           |                     |                              |                           |                     |                     |                     |                     |                               |
| 9       | DEUDA PÚBLICA                            |                     |                              |                           |                     |                     |                     |                     |                               |
|         | <b>COMPENSACIÓN ISAN</b>                 | <b>30,091.00</b>    | <b>1,459.00</b>              | <b>31,550.00</b>          | <b>18,258.00</b>    | <b>18,258.00</b>    | <b>18,258.00</b>    | <b>18,258.00</b>    | <b>13,292.00</b>              |
| 1       | SERVICIOS PERSONALES                     |                     |                              |                           |                     |                     |                     |                     |                               |
| 2       | MATERIALES Y SUMINISTROS                 |                     |                              |                           |                     |                     |                     |                     |                               |
| 3       | SERVICIOS GENERALES                      | <b>30,091.00</b>    | <b>1,459.00</b>              | <b>31,550.00</b>          | <b>18,258.00</b>    | <b>18,258.00</b>    | <b>18,258.00</b>    | <b>18,258.00</b>    | <b>13,292.00</b>              |
| 3.1     | SERVICIOS BÁSICOS                        | 30,091.00           | 1,459.00                     | 31,550.00                 | 18,258.00           | 18,258.00           | 18,258.00           | 18,258.00           | 13,292.00                     |
| 3.1.1   | ENERGÍA ELÉCTRICA                        | 30,091.00           | 1,459.00                     | 31,550.00                 | 18,258.00           | 18,258.00           | 18,258.00           | 18,258.00           | 13,292.00                     |
| 3.1.1.1 | ENERGÍA ELÉCTRICA                        | 30,091.00           | 1,459.00                     | 31,550.00                 | 18,258.00           | 18,258.00           | 18,258.00           | 18,258.00           | 13,292.00                     |
| 4       | TRANSF. ASIG. SUBSIDIOS Y OTRAS AYUDAS   |                     |                              |                           |                     |                     |                     |                     |                               |
| 5       | BIENES MUEBLES, INMUEBLES E INTANGIBLES  |                     |                              |                           |                     |                     |                     |                     |                               |
| 6       | INVERSIÓN PÚBLICA                        |                     |                              |                           |                     |                     |                     |                     |                               |
| 7       | INVERSIONES FINANCIERAS Y OTRAS PROV.    |                     |                              |                           |                     |                     |                     |                     |                               |
| 8       | PARTICIPACIONES Y APORTACIONES           |                     |                              |                           |                     |                     |                     |                     |                               |
| 9       | DEUDA PÚBLICA                            |                     |                              |                           |                     |                     |                     |                     |                               |
|         | <b>FAISM</b>                             | <b>8,425,190.00</b> | <b>1,495,561.00</b>          | <b>9,920,751.00</b>       | <b>3,496,512.82</b> | <b>3,496,512.82</b> | <b>3,496,512.82</b> | <b>2,106,579.31</b> | <b>6,424,238.18</b>           |
| 1       | SERVICIOS PERSONALES                     |                     |                              |                           |                     |                     |                     |                     |                               |
| 2       | MATERIALES Y SUMINISTROS                 |                     |                              |                           |                     |                     |                     |                     |                               |
| 3       | SERVICIOS GENERALES                      |                     |                              |                           |                     |                     |                     |                     |                               |
| 4       | TRANSF. ASIG. SUBSIDIOS Y OTRAS AYUDAS   |                     |                              |                           |                     |                     |                     |                     |                               |
| 5       | BIENES MUEBLES, INMUEBLES E INTANGIBLES  | <b>8,425,190.00</b> | <b>1,495,561.00</b>          | <b>9,920,751.00</b>       | <b>3,496,512.82</b> | <b>3,496,512.82</b> | <b>3,496,512.82</b> | <b>2,106,579.31</b> | <b>6,424,238.18</b>           |
| 6.1     | OBRA PÚBLICA EBNIENES D/DOMINIO PÚB.     | 8,425,190.00        | 1,495,561.00                 | 9,920,751.00              | 3,496,512.82        | 3,496,512.82        | 3,496,512.82        | 2,106,579.31        | 6,424,238.18                  |
| 6.1.4   | DIVISIÓN D/TERR Y CONST/D OBRAS DIURBAN. | 8,425,190.00        | 1,495,561.00                 | 9,920,751.00              | 1,476,782.07        | 1,476,782.07        | 1,476,782.07        | 790,934.38          | 8,443,968.93                  |





| Ejercicio del Presupuesto   | Egreso Aprobado -1   | Ampliaciones/ Reducciones -2 | Egreso Modificado (3=1+2) | Egreso Comprometido  | Egreso Devengado -4  | Egreso Ejercido      | Egreso Pagado -5     | Subejercicio III+ (6=3-4) III+- |
|---|----------------------|------------------------------|---------------------------|----------------------|----------------------|----------------------|----------------------|---------------------------------|
| 6.1.4.1 ESTUDIOS Y PROYECTOS  | 8,425,190.00         | -                            | 8,425,190.00              | -                    | -                    | -                    | -                    | -                               |
| 6.1.4.2 CONST.OBRAS DURBAN PILA DOT.DISERV.                                   |                      | 9,920,751.00                 | 9,920,751.00              | 1,476,782.07         | 1,476,782.07         | 1,476,782.07         | 790,934.38           | 8,443,968.93                    |
| 6.1.5 CONSTRUCCIÓN DE VÍAS DE COMUNICACIÓN                                    |                      |                              |                           | 2,019,730.75         | 2,019,730.75         | 2,019,730.75         | 1,315,644.93         | 2,019,730.75                    |
| 6.1.5.2 CONSTRUCCIÓN DE VÍAS DE COMUNICACIÓN                                  |                      |                              |                           | 2,019,730.75         | 2,019,730.75         | 2,019,730.75         | 1,315,644.93         | 2,019,730.75                    |
| 7 INVERSIONES FINANCIERAS Y OTRAS PROV.                                       |                      |                              |                           |                      |                      |                      |                      |                                 |
| 8 PARTICIPACIONES Y APORTACIONES  |                      |                              |                           |                      |                      |                      |                      |                                 |
| 9 DEUDA PÚBLICA   |                      |                              |                           |                      |                      |                      |                      |                                 |
| <b>PROGRAMA DE FORTALECIMIENTO A LA TRANSVERSALIDAD DE LA PERSPECTIVA DE</b>  | <b>200,000.00</b>    |                              | <b>200,000.00</b>         |                      |                      |                      |                      | <b>200,000.00</b>               |
| 3 SERVICIOS GENERALES   | 200,000.00           |                              | 200,000.00                |                      |                      |                      |                      | 200,000.00                      |
| 3.3 SERV.PROF.CIENT.TÉCN.Y OTROS SERVICIOS                                    | 200,000.00           |                              | 200,000.00                |                      |                      |                      |                      | 200,000.00                      |
| 3.3.4 SERVICIOS DE CAPACITACIÓN   | 200,000.00           |                              | 200,000.00                |                      |                      |                      |                      | 200,000.00                      |
| 3.3.4.1 SERVICIOS DE CAPACITACIÓN   | 200,000.00           |                              | 200,000.00                |                      |                      |                      |                      | 200,000.00                      |
| <b>ISR POR ENAJENACIÓN DE BIENES INMUEBLES.</b>                               | <b>32,253.67</b>     |                              | <b>32,253.67</b>          |                      |                      |                      |                      | <b>32,253.67</b>                |
| 4 TRANSF.ARG.SUBSIDIOS Y OTRAS AYUDAS   | 32,253.67            |                              | 32,253.67                 |                      |                      |                      |                      | 32,253.67                       |
| 4.4 AYUDAS SOCIALES   | 32,253.67            |                              | 32,253.67                 |                      |                      |                      |                      | 32,253.67                       |
| 4.4.5 AYUDAS SOC.A INSTT.SIFINES DE LUCRO                                     | 32,253.67            |                              | 32,253.67                 |                      |                      |                      |                      | 32,253.67                       |
| 4.4.5.1 AYUDAS SOC.A INSTT.SIFINES DE LUCRO                                   | 32,253.67            |                              | 32,253.67                 |                      |                      |                      |                      | 32,253.67                       |
| <b>PROGRAMA DE APOYO A LA INFRAESTRUCTURA CULTURAL DE LOS ESTADOS (PAICE)</b> | <b>1,200,000.00</b>  |                              | <b>1,200,000.00</b>       |                      |                      |                      |                      | <b>1,200,000.00</b>             |
| 6 INVERSIÓN PÚBLICA   | 1,200,000.00         |                              | 1,200,000.00              |                      |                      |                      |                      | 1,200,000.00                    |
| 6.2 OBRA PÚBLICA EN BIENES PROPIOS  | 1,200,000.00         |                              | 1,200,000.00              |                      |                      |                      |                      | 1,200,000.00                    |
| 6.2.2 EDIFICACIÓN NO HABITACIONAL   | 1,200,000.00         |                              | 1,200,000.00              |                      |                      |                      |                      | 1,200,000.00                    |
| 6.2.2.1 ESTUDIOS Y PROYECTOS PEDIF.NHABITAC.                                  | 1,200,000.00         |                              | 1,200,000.00              |                      |                      |                      |                      | 1,200,000.00                    |
| <b>DONACIÓN PEMEX</b>   |                      | 1,273,988.00                 | 1,273,988.00              | 1,159,522.08         | 1,159,522.08         | 1,159,522.08         | 1,159,522.08         | 1,159,522.08                    |
| 2 MATERIALES Y SUMINISTROS  |                      | 1,273,988.00                 | 1,273,988.00              | 1,159,522.08         | 1,159,522.08         | 1,159,522.08         | 1,159,522.08         | 1,159,522.08                    |
| 2.6 COMBUSTIBLES, LUBRICANTES Y ADITIVOS                                      |                      | 1,273,988.00                 | 1,273,988.00              | 1,159,522.08         | 1,159,522.08         | 1,159,522.08         | 1,159,522.08         | 1,159,522.08                    |
| 2.6.1 COMBUSTIBLES, LUBRICANTES Y ADITIVOS                                    |                      | 1,273,988.00                 | 1,273,988.00              | 1,159,522.08         | 1,159,522.08         | 1,159,522.08         | 1,159,522.08         | 1,159,522.08                    |
| 2.6.1.1 COMBUSTIBLES, LUBRICANTES Y ADITIVOS                                  |                      | 1,273,988.00                 | 1,273,988.00              | 1,159,522.08         | 1,159,522.08         | 1,159,522.08         | 1,159,522.08         | 1,159,522.08                    |
| <b>PRODDER 2022</b>   |                      | 211,352.00                   | 211,352.00                | 211,352.00           | 211,352.00           | 211,352.00           | 211,352.00           | 211,352.00                      |
| 5 BIENES MUEBLES, INMUEBLES E INTANGIBLES                                     |                      | 211,352.00                   | 211,352.00                | 211,352.00           | 211,352.00           | 211,352.00           | 211,352.00           | 211,352.00                      |
| 5.6 MAQUINARIA, OTROS EQUIPOS Y HERRAMIENTAS                                  |                      | 211,352.00                   | 211,352.00                | 211,352.00           | 211,352.00           | 211,352.00           | 211,352.00           | 211,352.00                      |
| 5.6.7 HERRAMIENTAS Y MÁQUINAS-HERRAMIENTA                                     |                      | 211,352.00                   | 211,352.00                | 211,352.00           | 211,352.00           | 211,352.00           | 211,352.00           | 211,352.00                      |
| 5.6.7.1 HERRAMIENTAS Y MÁQUINAS - HERRAMIENTA                                 |                      | 211,352.00                   | 211,352.00                | 211,352.00           | 211,352.00           | 211,352.00           | 211,352.00           | 211,352.00                      |
| <b>RECURSOS EXTRAORDINARIOS</b>   | <b>39,380,890.00</b> |                              | <b>39,380,890.00</b>      | <b>39,377,552.00</b> | <b>39,377,552.00</b> | <b>39,377,552.00</b> | <b>39,377,552.00</b> | <b>3,338.00</b>                 |
| 3 SERVICIOS GENERALES   | 39,380,890.00        |                              | 39,380,890.00             | 39,377,552.00        | 39,377,552.00        | 39,377,552.00        | 39,377,552.00        | 3,338.00                        |
| 3.2 SERVICIOS DE ARRENDAMIENTO  | 28,732,727.00        |                              | 28,732,727.00             | 18,380,890.00        | 18,380,890.00        | 18,380,890.00        | 18,380,890.00        | 10,351,837.00                   |
| 3.2.6 ARRENDAMIENTO DIMAQ. OTROS EPOPS Y HERR.                                | 28,732,727.00        |                              | 28,732,727.00             | 18,380,890.00        | 18,380,890.00        | 18,380,890.00        | 18,380,890.00        | 10,351,837.00                   |
| 3.2.6.1 ARRENDAMIENTO DIMAQ. OTROS EPOPS Y HERR.                              | 28,732,727.00        |                              | 28,732,727.00             | 18,380,890.00        | 18,380,890.00        | 18,380,890.00        | 18,380,890.00        | 10,351,837.00                   |
| 3.3 SERV.PROF.CIENT.TÉCN.Y OTROS SERVICIOS                                    | 10,648,163.00        |                              | 10,648,163.00             | 20,996,662.00        | 20,996,662.00        | 20,996,662.00        | 20,996,662.00        | 10,348,499.00                   |



MUNICIPIO DE TLAHUELILPAN  
R.F.C. MTL850101A20

ESTADO ANALÍTICO DEL EJERCICIO DEL PRESUPUESTO POR FUENTE DE FINANCIAMIENTO.  
DEL 1 AL 31 DE AGOSTO DE 2022.

| Ejercicio del Presupuesto  | Egreso Aprobado -1      | Ampliaciones/Reducciones -2 | Egreso Modificado (3=1+2) | Egreso Comprometido     | Egreso Devengado -4     | Egreso Ejercido         | Egreso Pagado -5        | Subejercicio III+ (6=3-4) III+ |
|--|-------------------------|-----------------------------|---------------------------|-------------------------|-------------------------|-------------------------|-------------------------|--------------------------------|
| 3.3.3 SERV.DICONS.ADV.A.PROC.TEC.Y TEC.DIL INF.                              |                         | 10,648,163.00               | 10,648,163.00             | 20,996,662.00           | 20,996,662.00           | 20,996,662.00           | 20,996,662.00           | 10,348,499.00                  |
| 3.3.3.1 SERV.DICONS.ADV.A.PROC.TEC.Y TEC.DIL INF.                            |                         | 10,648,163.00               | 10,648,163.00             | 20,996,662.00           | 20,996,662.00           | 20,996,662.00           | 20,996,662.00           | 10,348,499.00                  |
| <b>FOCOM 2021</b>  |                         | <b>88,557.69</b>            | <b>88,557.69</b>          | <b>88,557.69</b>        | <b>88,557.69</b>        | <b>88,557.69</b>        | <b>88,557.69</b>        | -                              |
| <b>3 SERVICIOS GENERALES</b>   |                         | <b>88,557.69</b>            | <b>88,557.69</b>          | <b>88,557.69</b>        | <b>88,557.69</b>        | <b>88,557.69</b>        | <b>88,557.69</b>        | -                              |
| 3.1 SERVICIOS BÁSICOS  |                         | 88,557.69                   | 88,557.69                 | 88,557.69               | 88,557.69               | 88,557.69               | 88,557.69               | -                              |
| 3.1.1 ENERGÍA ELÉCTRICA  |                         | 88,557.69                   | 88,557.69                 | 88,557.69               | 88,557.69               | 88,557.69               | 88,557.69               | -                              |
| 3.1.1.1 ENERGÍA ELÉCTRICA  |                         | 88,557.69                   | 88,557.69                 | 88,557.69               | 88,557.69               | 88,557.69               | 88,557.69               | -                              |
| <b>FOCOM 2022</b>  |                         | -                           | -                         | <b>163,783.86</b>       | <b>163,783.86</b>       | <b>163,783.86</b>       | <b>163,783.86</b>       | <b>580,968.14</b>              |
| 2 MATERIALES Y SUMINISTROS   |                         |                             |                           | 71,264.86               | 71,264.86               | 71,264.86               | 71,264.86               | 71,264.86                      |
| 2.1 MAERIALES DE ADMINISTRACIÓN, EMISIÓN DE DOCUMENTOS Y ARTICULOS OFICIALES |                         |                             |                           | 71,264.86               | 71,264.86               | 71,264.86               | 71,264.86               | 71,264.86                      |
| 2.1.1 MATERIALES, ÚTILES Y EQUIPOS MENORES DE OFICINA                        |                         |                             |                           | 34,914.87               | 34,914.87               | 34,914.87               | 34,914.87               | 34,914.87                      |
| 2.1.1.1 MATERIALES ÚTILES Y EQUIPOS MENORES DE OFICINA                       |                         |                             |                           | 34,914.87               | 34,914.87               | 34,914.87               | 34,914.87               | 34,914.87                      |
| 2.1.4 MAT.ÚTIL.Y EOPOS MEN.TECN.DIL INF.Y.COM.                               |                         |                             |                           | 36,349.99               | 36,349.99               | 36,349.99               | 36,349.99               | 36,349.99                      |
| 2.1.4.1 MAT. ÚTIL Y EQUIPOS MEN. TECN. DIL INF. Y COM.                       |                         |                             |                           | 36,349.99               | 36,349.99               | 36,349.99               | 36,349.99               | 36,349.99                      |
| <b>3 SERVICIOS GENERALES</b>   |                         | 744,752.00                  | 744,752.00                | 92,519.00               | 92,519.00               | 92,519.00               | 92,519.00               | 652,233.00                     |
| 3.1 SERVICIOS BÁSICOS  |                         | 744,752.00                  | 744,752.00                | 92,519.00               | 92,519.00               | 92,519.00               | 92,519.00               | 652,233.00                     |
| 3.1.1 ENERGÍA ELÉCTRICA  |                         | 744,752.00                  | 744,752.00                | 92,519.00               | 92,519.00               | 92,519.00               | 92,519.00               | 652,233.00                     |
| 3.1.1.1 ENERGÍA ELÉCTRICA  |                         | 744,752.00                  | 744,752.00                | 92,519.00               | 92,519.00               | 92,519.00               | 92,519.00               | 652,233.00                     |
| <b>REPO FERIA</b>  |                         |                             |                           | <b>200,000.00</b>       | <b>200,000.00</b>       | <b>200,000.00</b>       | <b>200,000.00</b>       | <b>200,000.00</b>              |
| <b>3 SERVICIOS GENERALES</b>   |                         |                             |                           | <b>200,000.00</b>       | <b>200,000.00</b>       | <b>200,000.00</b>       | <b>200,000.00</b>       | <b>200,000.00</b>              |
| 3.8 SERVICIOS OFICIALES  |                         |                             |                           | 200,000.00              | 200,000.00              | 200,000.00              | 200,000.00              | 200,000.00                     |
| 3.8.2 GASTOS DE ORDEN SOCIAL Y CULTURAL                                      |                         |                             |                           | 200,000.00              | 200,000.00              | 200,000.00              | 200,000.00              | 200,000.00                     |
| 3.8.2.1 GASTOS DE ORDEN SOCIAL Y CULTURAL                                    |                         |                             |                           | 200,000.00              | 200,000.00              | 200,000.00              | 200,000.00              | 200,000.00                     |
| <b>TOTAL DEL GASTO</b>   | <b>\$ 63,916,122.97</b> | <b>\$ 45,192,313.65</b>     | <b>\$ 109,108,436.62</b>  | <b>\$ 75,964,991.23</b> | <b>\$ 75,964,991.23</b> | <b>\$ 75,964,991.23</b> | <b>\$ 73,957,704.33</b> | <b>\$ 33,888,197.39</b>        |

LIC. JOSÉ ALFREDO DIAZ MORENO.  
PRESIDENTE MUNICIPAL CONSTITUCIONAL



ARQ. SELENE FLORES CORTES.  
TESORERA MUNICIPAL

LIC. NOELIA BETHSABE MEZA JIMÉNEZ.  
SÍNDICO PROCURADOR



MUNICIPIO DE TLAHUELILPAN  
R.F.C. MTL850101A20  
ESTADO ANALITICO DEL EJERCICIO DEL PRESUPUESTO POR FUENTE DE FINANCIAMIENTO.  
DEL 1 AL 31 DE JULIO DE 2022.

|          | Ejercicio del Presupuesto   | Egreso Aprobado<br>-1 | Ampliaciones/<br>Reducciones<br>-2 | Egreso Modificado<br>(3=1+2) | Egreso Comprometido | Egreso Devengado<br>-4 | Egreso Ejercido     | Egreso Pagado<br>-5 | Subejercicio<br>III+<br>(6=3-4) III+ |
|----------|---|-----------------------|------------------------------------|------------------------------|---------------------|------------------------|---------------------|---------------------|--------------------------------------|
| <b>1</b> | <b>REPO</b>   | <b>10,603,611.55</b>  | -                                  | <b>10,603,611.55</b>         | <b>3,573,211.61</b> | <b>3,573,211.61</b>    | <b>3,573,211.61</b> | <b>3,567,896.75</b> | <b>7,030,399.94</b>                  |
| 1        | SERVICIOS PERSONALES  | -                     | -                                  | -                            | -                   | -                      | -                   | -                   | -                                    |
| 1.1      | SERVICIOS PERSONALES  | -                     | -                                  | -                            | -                   | -                      | -                   | -                   | -                                    |
| 1.2      | REMUNERACIONES PERSONALES   | -                     | -                                  | -                            | -                   | -                      | -                   | -                   | -                                    |
| 1.2.1    | REMUNERACIONES PERSONALES   | -                     | -                                  | -                            | -                   | -                      | -                   | -                   | -                                    |
| 1.2.2    | REMUNERACIONES PERSONALES   | -                     | -                                  | -                            | -                   | -                      | -                   | -                   | -                                    |
| 1.2.2.1  | REMUNERACIONES PERSONALES   | -                     | -                                  | -                            | -                   | -                      | -                   | -                   | -                                    |
| 1.3      | REMUNERACIONES ADICIONALES Y ESPECIALES   | -                     | -                                  | -                            | -                   | -                      | -                   | -                   | -                                    |
| 1.3.1    | PRIMAS POR AÑOS DE SERV. EFECT. PRESTADOS                                       | -                     | -                                  | -                            | -                   | -                      | -                   | -                   | -                                    |
| 1.3.1.1  | PRIMAS POR AÑOS DE SERVICIOS  | -                     | -                                  | -                            | -                   | -                      | -                   | -                   | -                                    |
| 1.3.2    | EFFECTIVAMENTE PRESTADOS  | -                     | -                                  | -                            | -                   | -                      | -                   | -                   | -                                    |
| 1.3.2.1  | PRIMAS DE VACACIONES Y GRATIFICACIONES  | -                     | -                                  | -                            | -                   | -                      | -                   | -                   | -                                    |
| 1.3.2.2  | PRIMAS DE VACACIONES Y GRATIFICACIONES  | -                     | -                                  | -                            | -                   | -                      | -                   | -                   | -                                    |
| 2        | MATERIALES Y SUMINISTROS  | 1,628,877.76          | 101,773.14                         | 1,527,104.62                 | 712,871.92          | 712,871.92             | 712,871.92          | 712,871.92          | 814,232.70                           |
| 2.1      | MATERIALES DE ADMINISTRACION, EMISION DE DOCUMENTOS Y ARTICULOS OFICIALES       | 309,900.00            | 54,983.60                          | 254,916.40                   | 99,137.94           | 99,137.94              | 99,137.94           | 99,137.94           | 155,778.46                           |
| 2.1.1    | MATERIALES, UTILES Y EQUIPOS MENORES DE OFICINA                                 | 120,000.00            | 11,013.13                          | 131,013.13                   | 70,749.36           | 70,749.36              | 70,749.36           | 70,749.36           | 60,263.77                            |
| 2.1.1.1  | MATERIALES UTILES Y EQUIPOS MENORES DE OFICINA                                  | 120,000.00            | 11,013.13                          | 131,013.13                   | 70,749.36           | 70,749.36              | 70,749.36           | 70,749.36           | 60,263.77                            |
| 2.1.4    | MATERIALES UTILES Y EQUIPOS MENORES DE OFICINA                                  | 67,900.00             | 26,829.65                          | 41,070.35                    | 1,547.00            | 1,547.00               | 1,547.00            | 1,547.00            | 39,523.35                            |
| 2.1.4.1  | MATERIALES UTILES Y EQUIPOS MENORES DE OFICINA                                  | 67,900.00             | 26,829.65                          | 41,070.35                    | 1,547.00            | 1,547.00               | 1,547.00            | 1,547.00            | 39,523.35                            |
| 2.1.5    | MATERIAL IMPRESO E INFORMACION DIGITAL  | 20,000.00             | 8,333.30                           | 11,666.70                    | -                   | -                      | -                   | -                   | 11,666.70                            |
| 2.1.5.1  | MATERIAL IMPRESO E INFORMACION DIGITAL  | 20,000.00             | 8,333.30                           | 11,666.70                    | -                   | -                      | -                   | -                   | 11,666.70                            |
| 2.1.6    | MATERIAL DE LIMPIEZA  | 102,000.00            | 30,833.78                          | 71,166.22                    | 26,841.58           | 26,841.58              | 26,841.58           | 26,841.58           | 44,324.64                            |
| 2.1.6.1  | MATERIAL DE LIMPIEZA  | 102,000.00            | 30,833.78                          | 71,166.22                    | 26,841.58           | 26,841.58              | 26,841.58           | 26,841.58           | 44,324.64                            |
| 2.2      | ALIMENTOS Y UTENSILIOS  | 109,000.00            | 99,952.09                          | 208,952.09                   | 116,706.41          | 116,706.41             | 116,706.41          | 116,706.41          | 92,245.68                            |
| 2.2.1    | PRODUCTOS ALIMENTICIOS PARA PERSONAS  | 109,000.00            | 36,210.74                          | 145,210.74                   | 113,945.41          | 113,945.41             | 113,945.41          | 113,945.41          | 31,265.33                            |
| 2.2.1.1  | PRODUCTOS ALIMENTICIOS PARA PERSONAS  | 109,000.00            | 36,210.74                          | 145,210.74                   | 113,945.41          | 113,945.41             | 113,945.41          | 113,945.41          | 31,265.33                            |
| 2.2.2    | PRODUCTOS ALIMENTICIOS PARA ANIMALES  | -                     | -                                  | -                            | 1,433.00            | 1,433.00               | 1,433.00            | 1,433.00            | 1,433.00                             |
| 2.2.2.1  | PRODUCTOS ALIMENTICIOS PARA ANIMALES  | -                     | -                                  | -                            | 1,433.00            | 1,433.00               | 1,433.00            | 1,433.00            | 1,433.00                             |
| 2.2.3    | UTENSILIOS PARA EL SERVICIO DE ALIMENTACION                                     | 63,741.35             | 63,741.35                          | 127,482.70                   | 1,328.00            | 1,328.00               | 1,328.00            | 1,328.00            | 62,413.35                            |
| 2.2.3.1  | UTENSILIOS PARA EL SERVICIO DE ALIMENTACION                                     | 63,741.35             | 63,741.35                          | 127,482.70                   | 1,328.00            | 1,328.00               | 1,328.00            | 1,328.00            | 62,413.35                            |
| 2.3      | MATERIAS PRIMAS Y MATERIALES DE PRODUCCION Y COMERCIALIZACION                   | 63,957.79             | 63,957.79                          | 127,915.58                   | 9,955.75            | 9,955.75               | 9,955.75            | 9,955.75            | 54,002.04                            |
| 2.3.1    | PRODUCTOS ALIMENTICIOS AGROPECUARIOS Y FORESTALES ADQUIRIDOS COMO MATERIA PRIMA | 63,957.79             | 63,957.79                          | 127,915.58                   | 374.44              | 374.44                 | 374.44              | 374.44              | 63,583.35                            |





MUNICIPIO DE TLAHUELILPAN  
R.F.C. MTL860101A20  
ESTADO ANALÍTICO DEL EJERCICIO DEL PRESUPUESTO POR FUENTE DE FINANCIAMIENTO.  
DEL 1 AL 31 DE JULIO DE 2022.

| Ejercicio del Presupuesto   | Egreso Aprobado -1 | Ampliaciones/Reducciones -2 | Egreso Modificado (3=1+2) | Egreso Comprometido | Egreso Devengado -4 | Egreso Ejercido | Egreso Pagado -5 | Subejercicio III+ (6=3-4) III+ |
|---|--------------------|-----------------------------|---------------------------|---------------------|---------------------|-----------------|------------------|--------------------------------|
| 2.3.1.1 PRODUCTOS ALIMENTARIOS AGROPECUARIOS Y FORESTAL ADQUIRIDOS COMO MATERIA PRIMA |                    |                             | 63,957.79                 | 374.44              | 374.44              | 374.44          | 374.44           | 63,583.35                      |
| 2.3.5 PROD. QUIM. FARM. Y LAB. ADQ. COMO M.P.   |                    |                             | -                         |                     |                     |                 |                  | -                              |
| 2.3.5.1 PROD. QUIMICOS FARMACEUTICOS Y LABORATORIO ADQ. COMO M.P.                     |                    |                             | -                         |                     |                     |                 |                  | -                              |
| 2.4 MATERIALES Y ART.D/CONST.Y DE REPAR.  | 403,077.76         | 16,825.30                   | 386,252.46                | 205,707.43          | 205,707.43          | 205,707.43      | 205,707.43       | 180,545.03                     |
| 2.4.2 CEMENTO Y PRODUCTOS DE CONCRETO   | 96,000.00          | 38,806.00                   | 57,194.00                 | 13,413.99           | 13,413.99           | 13,413.99       | 13,413.99        | 43,780.01                      |
| 2.4.2.1 CEMENTO Y PRODUCTOS DE CONCRETO   | 96,000.00          | 38,806.00                   | 57,194.00                 | 13,413.99           | 13,413.99           | 13,413.99       | 13,413.99        | 43,780.01                      |
| 2.4.3 CAL. YESO Y PRODUCTOS DE YESO   | 15,000.00          | 6,250.00                    | 8,750.00                  | -                   | -                   | -               | -                | 8,750.00                       |
| 2.4.3.1 CAL. YESO Y PRODUCTOS DE YESO   | 15,000.00          | 6,250.00                    | 8,750.00                  | -                   | -                   | -               | -                | 8,750.00                       |
| 2.4.4 MADERA Y PRODUCTOS DE MADERA  | 30,000.00          | 12,500.00                   | 17,500.00                 | 2,668.00            | 2,668.00            | 2,668.00        | 2,668.00         | 14,832.00                      |
| 2.4.4.1 MADERA Y PRODUCTOS DE MADERA  | 30,000.00          | 12,500.00                   | 17,500.00                 | 2,668.00            | 2,668.00            | 2,668.00        | 2,668.00         | 14,832.00                      |
| 2.4.6 MATERIAL ELÉCTRICO Y ELECTRÓNICO  | 72,000.00          | 109,652.92                  | 181,652.92                | 157,506.97          | 157,506.97          | 157,506.97      | 157,506.97       | 24,145.95                      |
| 2.4.6.1 MATERIAL ELÉCTRICO Y ELECTRÓNICO  | 72,000.00          | 109,652.92                  | 181,652.92                | 157,506.97          | 157,506.97          | 157,506.97      | 157,506.97       | 24,145.95                      |
| 2.4.7 ARTICULOS METÁLICOS PARA LA CONSTRUCCIÓN  | 54,000.00          | 13,482.18                   | 40,517.82                 | 16,367.57           | 16,367.57           | 16,367.57       | 16,367.57        | 24,150.25                      |
| 2.4.7.1 ARTICULOS METÁLICOS PARA LA CONSTRUCCIÓN                                      | 54,000.00          | 13,482.18                   | 40,517.82                 | 16,367.57           | 16,367.57           | 16,367.57       | 16,367.57        | 24,150.25                      |
| 2.4.8 MATERIALES COMPLEMENTARIOS  | 55,000.00          | 22,581.64                   | 32,418.36                 | 7,676.90            | 7,676.90            | 7,676.90        | 7,676.90         | 24,741.46                      |
| 2.4.8.1 MATERIALES COMPLEMENTARIOS  | 55,000.00          | 22,581.64                   | 32,418.36                 | 7,676.90            | 7,676.90            | 7,676.90        | 7,676.90         | 24,741.46                      |
| 2.4.9 OTROS MATERIALES Y ART.D/CONST.Y REPAR.   | 81,077.76          | 32,858.40                   | 48,219.36                 | 8,074.00            | 8,074.00            | 8,074.00        | 8,074.00         | 40,145.36                      |
| 2.4.9.1 OTROS MATERIALES Y ARTICULOS DE CONSTRUCCIÓN Y REPARACIÓN                     | 81,077.76          | 32,858.40                   | 48,219.36                 | 8,074.00            | 8,074.00            | 8,074.00        | 8,074.00         | 40,145.36                      |
| 2.5 PRODUCTOS QUIM. FARMAC.Y DE LABORATORIO   | 72,000.00          | 22,103.95                   | 49,896.05                 | 10,345.44           | 10,345.44           | 10,345.44       | 10,345.44        | 39,550.61                      |
| 2.5.1 PRODUCTOS QUIMICOS BÁSICOS  | 12,000.00          | 5,000.00                    | 7,000.00                  | -                   | -                   | -               | -                | 7,000.00                       |
| 2.5.1.1 PRODUCTOS QUIMICOS BÁSICOS  | 12,000.00          | 5,000.00                    | 7,000.00                  | -                   | -                   | -               | -                | 7,000.00                       |
| 2.5.3 MEDICINAS Y PRODUCTOS FARMACEUTICOS   | 30,000.00          | 10,940.00                   | 19,060.00                 | 4,009.39            | 4,009.39            | 4,009.39        | 4,009.39         | 15,050.61                      |
| 2.5.3.1 MEDICINAS Y PRODUCTOS FARMACEUTICOS   | 30,000.00          | 10,940.00                   | 19,060.00                 | 4,009.39            | 4,009.39            | 4,009.39        | 4,009.39         | 15,050.61                      |
| 2.5.4 MATERIALES, ACCES. Y SUMIN. MÉDICOS   | 30,000.00          | 8,599.95                    | 21,400.05                 | 3,900.05            | 3,900.05            | 3,900.05        | 3,900.05         | 17,500.00                      |
| 2.5.4.1 MATERIALES, ACCESORIOS Y SUMINISTROS MÉDICOS                                  | 30,000.00          | 8,599.95                    | 21,400.05                 | 3,900.05            | 3,900.05            | 3,900.05        | 3,900.05         | 17,500.00                      |
| 2.5.9 OTROS PRODUCTOS QUÍMICOS  | -                  | 2,436.00                    | 2,436.00                  | 2,436.00            | 2,436.00            | 2,436.00        | 2,436.00         | -                              |
| 2.5.9.1 OTROS PRODUCTOS QUÍMICOS  | -                  | 2,436.00                    | 2,436.00                  | 2,436.00            | 2,436.00            | 2,436.00        | 2,436.00         | -                              |
| 2.6 COMBUSTIBLES, LUBRICANTES Y ADITIVOS  | 410,000.00         | 151,494.71                  | 258,505.29                | 102,696.69          | 102,696.69          | 102,696.69      | 102,696.69       | 155,808.60                     |
| 2.6.1 COMBUSTIBLES, LUBRICANTES Y ADITIVOS  | 410,000.00         | 151,494.71                  | 258,505.29                | 102,696.69          | 102,696.69          | 102,696.69      | 102,696.69       | 155,808.60                     |
| 2.6.1.1 COMBUSTIBLES, LUBRICANTES Y ADITIVOS  | 410,000.00         | 151,494.71                  | 258,505.29                | 102,696.69          | 102,696.69          | 102,696.69      | 102,696.69       | 155,808.60                     |
| 2.7 VESTIBLANCOS, PREND.D/PROT.Y ART.DEP  | 105,000.00         | 37,543.00                   | 125,957.00                | 32,278.00           | 32,278.00           | 32,278.00       | 32,278.00        | 93,679.00                      |
| 2.7.1 VESTUARIO Y UNIFORMES   | 105,000.00         | 41,140.00                   | 63,860.00                 | 2,610.00            | 2,610.00            | 2,610.00        | 2,610.00         | 61,250.00                      |
| 2.7.1.1 VESTUARIO Y UNIFORMES   | 105,000.00         | 41,140.00                   | 63,860.00                 | 2,610.00            | 2,610.00            | 2,610.00        | 2,610.00         | 61,250.00                      |
| 2.7.2 PRENDAS DE SEG. Y PROT. PERSONAL  | 36,000.00          | 12,972.00                   | 48,972.00                 | 29,668.00           | 29,668.00           | 29,668.00       | 29,668.00        | 19,304.00                      |
| 2.7.2.1 PRENDAS DE SEG. Y PROTECCION DEL PERSONAL                                     | 36,000.00          | 12,972.00                   | 48,972.00                 | 29,668.00           | 29,668.00           | 29,668.00       | 29,668.00        | 19,304.00                      |





MUNICIPIO DE TLAHUELILPAN  
R.F.C. MTL850101A20  
ESTADO ANALÍTICO DEL EJERCICIO DEL PRESUPUESTO POR FUENTE DE FINANCIAMIENTO.  
DEL 1 AL 31 DE JULIO DE 2022.

| Ejercicio del Presupuesto | Egreso Aprobado<br>-1 | Ampliaciones/<br>Reducciones<br>-2 | Egreso Modificado<br>(3=1+2) | Egreso Comprometido | Egreso Devengado<br>-4 | Egreso Ejercido | Egreso Pagado<br>-5 | Subejercicio III<br>(6=3-4) III+<br>III+ |
|---------------------------|-----------------------|------------------------------------|------------------------------|---------------------|------------------------|-----------------|---------------------|--|
| 2.7.3                     | 7,500.00              | -                                  | 4,375.00                     | -                   | -                      | -               | -                   | 4,375.00                                 |
| 2.7.3.1                   | 7,500.00              | 3,125.00                           | 4,375.00                     | -                   | -                      | -               | -                   | 4,375.00                                 |
| 2.7.5                     | 15,000.00             | 6,250.00                           | 8,750.00                     | -                   | -                      | -               | -                   | 8,750.00                                 |
| 2.7.5.1                   | 15,000.00             | 6,250.00                           | 8,750.00                     | -                   | -                      | -               | -                   | 8,750.00                                 |
| 2.9                       | 161,400.00            | 17,267.54                          | 178,667.54                   | 136,044.26          | 136,044.26             | 136,044.26      | 136,044.26          | 42,623.28                                |
| 2.9.1                     | 72,000.00             | 28,492.00                          | 43,508.00                    | 38,066.54           | 38,066.54              | 38,066.54       | 38,066.54           | 5,441.46                                 |
| 2.9.1.1                   | 72,000.00             | 28,492.00                          | 43,508.00                    | 38,066.54           | 38,066.54              | 38,066.54       | 38,066.54           | 5,441.46                                 |
| 2.9.2                     | 6,000.00              | 645.00                             | 6,645.00                     | 3,145.00            | 3,145.00               | 3,145.00        | 3,145.00            | 3,500.00                                 |
| 2.9.2.1                   | 6,000.00              | 645.00                             | 6,645.00                     | 3,145.00            | 3,145.00               | 3,145.00        | 3,145.00            | 3,500.00                                 |
| 2.9.3                     | 71,400.00             | 6,000.00                           | 6,000.00                     | 6,000.00            | 6,000.00               | 6,000.00        | 6,000.00            | -  |
| 2.9.3.1                   | 71,400.00             | 6,000.00                           | 6,000.00                     | 6,000.00            | 6,000.00               | 6,000.00        | 6,000.00            | -  |
| 2.9.4                     | 12,000.00             | 5,000.00                           | 7,000.00                     | 23,200.00           | 23,200.00              | 23,200.00       | 23,200.00           | -  |
| 2.9.4.1                   | 12,000.00             | 5,000.00                           | 7,000.00                     | 23,200.00           | 23,200.00              | 23,200.00       | 23,200.00           | -  |
| 2.9.6                     | 71,400.00             | 1,574.54                           | 72,974.54                    | 65,092.72           | 65,092.72              | 65,092.72       | 65,092.72           | 7,881.82                                 |
| 2.9.6.1                   | 71,400.00             | 1,574.54                           | 72,974.54                    | 65,092.72           | 65,092.72              | 65,092.72       | 65,092.72           | 7,881.82                                 |
| 2.9.8                     | 12,000.00             | 5,000.00                           | 7,000.00                     | 23,200.00           | 23,200.00              | 23,200.00       | 23,200.00           | -  |
| 2.9.8.1                   | 12,000.00             | 5,000.00                           | 7,000.00                     | 23,200.00           | 23,200.00              | 23,200.00       | 23,200.00           | -  |
| 3                         | 3,343,455.83          | 80,369.79                          | 3,423,825.62                 | 1,863,685.56        | 1,863,685.56           | 1,863,685.56    | 1,863,685.56        | 1,560,140.06                             |
| 3.1                       | 185,100.00            | 297,341.61                         | 482,441.61                   | 374,865.27          | 374,865.27             | 374,865.27      | 374,865.27          | 107,576.34                               |
| 3.1.1                     | 120,000.00            | 274,231.80                         | 394,231.80                   | 339,383.48          | 339,383.48             | 339,383.48      | 339,383.48          | 54,848.32                                |
| 3.1.1.1                   | 120,000.00            | 274,231.80                         | 394,231.80                   | 339,383.48          | 339,383.48             | 339,383.48      | 339,383.48          | 54,848.32                                |
| 3.1.2                     | -                     | 742.24                             | 742.24                       | 1,525.22            | 1,525.22               | 1,525.22        | 1,525.22            | -  |
| 3.1.2.1                   | -                     | 742.24                             | 742.24                       | 1,525.22            | 1,525.22               | 1,525.22        | 1,525.22            | -  |
| 3.1.4                     | 23,100.00             | 3,126.00                           | 19,974.00                    | 7,343.00            | 7,343.00               | 7,343.00        | 7,343.00            | 782.98                                   |
| 3.1.4.1                   | 23,100.00             | 3,126.00                           | 19,974.00                    | 7,343.00            | 7,343.00               | 7,343.00        | 7,343.00            | 12,631.00                                |
| 3.1.7                     | 42,000.00             | 1,260.00                           | 40,740.00                    | 24,360.00           | 24,360.00              | 24,360.00       | 24,360.00           | 16,380.00                                |
| 3.1.7.1                   | 42,000.00             | 1,260.00                           | 40,740.00                    | 24,360.00           | 24,360.00              | 24,360.00       | 24,360.00           | 16,380.00                                |
| 3.1.8                     | -                     | 26,753.57                          | 26,753.57                    | 2,253.57            | 2,253.57               | 2,253.57        | 2,253.57            | -  |
| 3.1.8.1                   | -                     | 26,753.57                          | 26,753.57                    | 2,253.57            | 2,253.57               | 2,253.57        | 2,253.57            | -  |
| 3.2                       | 90,000.00             | 178,198.28                         | 268,198.28                   | 254,838.65          | 254,838.65             | 254,838.65      | 254,838.65          | 13,359.63                                |



MUNICIPIO DE TLAHUELILPAN  
R.F.C. MTL850101A20

ESTADO ANALÍTICO DEL EJERCICIO DEL PRESUPUESTO POR FUENTE DE FINANCIAMIENTO.  
DEL 1 AL 31 DE JULIO DE 2022.

| Ejercicio del Presupuesto   | Egreso Aprobado -1 | Ampliaciones/ Reducciones -2 | Egreso Modificado (3=1+2) | Egreso Comprometido | Egreso Devengado -4 | Egreso Ejercido | Egreso Pagado -5 | Subejercicio III+ (6=3-4) III+ |
|---|--------------------|------------------------------|---------------------------|---------------------|---------------------|-----------------|------------------|--------------------------------|
| 3.2.1 ARRENDAMIENTO DE TERRENOS   | 30,000.00          | 12,500.00                    | 17,500.00                 | -                   | -                   | -               | -                | 17,500.00                      |
| 3.2.1.1 ARRENDAMIENTO DE TERRENOS   | 30,000.00          | 12,500.00                    | 17,500.00                 | -                   | -                   | -               | -                | 17,500.00                      |
| 3.2.2 ARRENDAMIENTO DE EDIFICIOS  |                    | 10,869.70                    | 10,869.70                 | 10,869.70           | 10,869.70           | 10,869.70       | 10,869.70        |                                |
| 3.2.2.1 ARRENDAMIENTO DE EDIFICIOS  |                    | 10,869.70                    | 10,869.70                 | 10,869.70           | 10,869.70           | 10,869.70       | 10,869.70        |                                |
| 3.2.3 ARREND.DIMOB.Y EPO.D/ADMÓN.EDUC.Y REC.                                    |                    | 70,356.68                    | 70,356.68                 | 93,280.38           | 93,280.38           | 93,280.38       | 93,280.38        |                                |
| 3.2.3.2 ARREND.DIMOB.Y EPO.D/ADMÓN.EDUC.Y REC.                                  |                    | 70,356.68                    | 70,356.68                 | 93,280.38           | 93,280.38           | 93,280.38       | 93,280.38        |                                |
| 3.2.5 ARRENDAMIENTO DE EQUIPO DE TRANSPORTE                                     |                    |                              |                           | 5,336.00            | 5,336.00            | 5,336.00        | 5,336.00         |                                |
| 3.2.5.1 ARRENDAMIENTO DE EQUIPO DE TRANSPORTE                                   |                    |                              |                           | 5,336.00            | 5,336.00            | 5,336.00        | 5,336.00         |                                |
| 3.2.6 ARRENDAMIENTO DIMAQ. OTROS EPOOS Y HERR.                                  | 60,000.00          | 24,500.00                    | 35,500.00                 | 2,660.00            | 2,660.00            | 2,660.00        | 2,660.00         |                                |
| 3.2.6.1 ARRENDAMIENTO DIMAQ. OTROS EPOOS Y HERR.                                | 60,000.00          | 24,500.00                    | 35,500.00                 | 2,660.00            | 2,660.00            | 2,660.00        | 2,660.00         |                                |
| 3.2.7 ARRENDAMIENTO DE ACTIVOS INTANGIBLES                                      |                    | 69,600.00                    | 69,600.00                 | 69,600.00           | 69,600.00           | 69,600.00       | 69,600.00        |                                |
| 3.2.7.1 ARRENDAMIENTO DE ACTIVOS INTANGIBLES                                    |                    | 69,600.00                    | 69,600.00                 | 69,600.00           | 69,600.00           | 69,600.00       | 69,600.00        |                                |
| 3.2.9 OTROS ARRENDAMIENTOS  |                    | 64,371.90                    | 64,371.90                 | 73,092.57           | 73,092.57           | 73,092.57       | 73,092.57        |                                |
| 3.2.9.1 OTROS ARRENDAMIENTOS  |                    | 64,371.90                    | 64,371.90                 | 73,092.57           | 73,092.57           | 73,092.57       | 73,092.57        |                                |
| 3.3 SERV.PROF.CIENT.TÉCN.Y OTROS SERVICIOS                                      | 201,207.60         | 100,389.73                   | 301,597.33                | 246,788.17          | 246,788.17          | 246,788.17      | 246,788.17       |                                |
| 3.3.1 SERV.LEG.D/CONT.AUDIT.Y RELACIONADOS                                      |                    | 69,600.00                    | 69,600.00                 | 97,440.00           | 97,440.00           | 97,440.00       | 97,440.00        |                                |
| 3.3.1.1 ASESORIAS ASOCIADAS A CONVENIOS,  |                    | 69,600.00                    | 69,600.00                 | 97,440.00           | 97,440.00           | 97,440.00       | 97,440.00        |                                |
| TRATADOS O ACUERDOS   |                    |                              |                           |                     |                     |                 |                  |                                |
| 3.3.2 SERV.D/DISEÑO. ARQ. ING.Y ACTIV.RELAC.                                    |                    | 18,560.00                    | 18,560.00                 | 27,560.00           | 27,560.00           | 27,560.00       | 27,560.00        |                                |
| 3.3.2.1 SERV.D/DISEÑO. ARQ. ING.Y ACTIV.RELACIONADAS                            |                    | 18,560.00                    | 18,560.00                 | 27,560.00           | 27,560.00           | 27,560.00       | 27,560.00        |                                |
| 3.3.3 SERV.D/CONS.ADV.A.PROC.TEC.Y TEC.D/L. INF.                                |                    | 72,175.79                    | 72,175.79                 | 80,226.19           | 80,226.19           | 80,226.19       | 80,226.19        |                                |
| 3.3.3.1 SERV.D/CONS.ADV.A.PROC.TEC.Y TEC.D/L. INF.                              |                    | 72,175.79                    | 72,175.79                 | 80,226.19           | 80,226.19           | 80,226.19       | 80,226.19        |                                |
| 3.3.4 SERVICIOS DE CAPACITACIÓN   | 30,000.00          | 12,500.00                    | 17,500.00                 | -                   | -                   | -               | -                |                                |
| 3.3.4.1 SERVICIOS DE CAPACITACIÓN   | 30,000.00          | 12,500.00                    | 17,500.00                 | -                   | -                   | -               | -                |                                |
| 3.3.6 SERV.D/APOYO ADM.TRAD.FOT.E IMPRES.                                       | 144,000.00         | 56,460.54                    | 87,539.46                 | 20,410.99           | 20,410.99           | 20,410.99       | 20,410.99        |                                |
| 3.3.6.2 SERV.D/APOYO ADM.TRAD.FOT.E IMPRES.                                     | 144,000.00         | 56,460.54                    | 87,539.46                 | 4,170.99            | 4,170.99            | 4,170.99        | 4,170.99         |                                |
| 3.3.6.3 IMPRESIÓN DOCUMENTOS OFICIALES PARA LA PRESTACIÓN DE SERVICIOS PÚBLICOS |                    | 56,460.54                    | 87,539.46                 | 16,240.00           | 16,240.00           | 16,240.00       | 16,240.00        |                                |
| (FORMAS VALORADAS)  |                    |                              |                           |                     |                     |                 |                  |                                |
| 3.3.9 SERV. PROFES.CIENT.Y TÉCN. INTEGRALES                                     | 27,207.60          | 9,014.48                     | 36,222.08                 | 21,150.99           | 21,150.99           | 21,150.99       | 21,150.99        |                                |
| 3.3.9.1 SUBCONTRATACION DE SERVICIOS CON TERCEROS                               | 27,207.60          | 9,014.48                     | 36,222.08                 | 21,150.99           | 21,150.99           | 21,150.99       | 21,150.99        |                                |
| 3.4 SERVICIOS FINAN.BANC.Y COMERCIALES  | 70,426.55          | 22,447.25                    | 47,979.30                 | 8,828.70            | 8,828.70            | 8,828.70        | 8,828.70         |                                |
| 3.4.1 SERVICIOS FINANCIEROS Y BANCARIOS   |                    | 1,897.10                     | 1,897.10                  | 3,428.70            | 3,428.70            | 3,428.70        | 3,428.70         |                                |
| 3.4.1.1 SERVICIOS FINANCIEROS Y BANCARIOS                                       |                    | 1,897.10                     | 1,897.10                  | 3,428.70            | 3,428.70            | 3,428.70        | 3,428.70         |                                |
| 3.4.5 SEGUROS DE BIENES PATRIMONIALES   | 12,426.55          | 5,177.70                     | 7,248.85                  | -                   | -                   | -               | -                |                                |
| 3.4.5.1 SEGURO DE BIENES PATRIMONIALES  | 12,426.55          | 5,177.70                     | 7,248.85                  | -                   | -                   | -               | -                |                                |
| 3.4.7 FLETES Y MANIOBRAS  | 58,000.00          | 19,166.65                    | 38,833.35                 | 5,400.00            | 5,400.00            | 5,400.00        | 5,400.00         |                                |
| 3.4.7.1 FLETES Y MANIOBRAS  | 58,000.00          | 19,166.65                    | 38,833.35                 | 5,400.00            | 5,400.00            | 5,400.00        | 5,400.00         |                                |
| 3.5 SERV.D/INST.REPAR.MANTTO Y CONSERVACIÓN                                     | 1,945,921.68       | 683,204.62                   | 1,262,717.06              | 233,806.31          | 233,806.31          | 233,806.31      | 233,806.31       |                                |
|   |                    |                              |                           |                     |                     |                 |                  | 1,028,910.75                   |





ESTADO ANALITICO DEL EJERCICIO DEL PRESUPUESTO POR FUENTE DE FINANCIAMIENTO.  
DEL 1 AL 31 DE JULIO DE 2022.

| Ejercicio del Presupuesto | Egreso Aprobado -1 | Ampliaciones/ Reducciones -2 | Egreso Modificado (3=1+2) | Egreso Comprometido | Egreso Devengado -4 | Egreso Ejercido | Egreso Pagado -5 | Subejercicio III+ (6=3-4) III+ |
|---------------------------|--------------------|------------------------------|---------------------------|---------------------|---------------------|-----------------|------------------|--------------------------------|
| 3.5.1                     | 624,000.00         | -                            | 384,478.22                | 57,739.26           | 57,739.26           | 57,739.26       | 57,739.26        | 326,739.96                     |
| 3.5.1.1                   | 624,000.00         | -                            | 384,478.22                | 57,739.26           | 57,739.26           | 57,739.26       | 57,739.26        | 326,739.96                     |
| 3.5.2                     | 15,000.00          | -                            | 8,750.00                  | 3,300.00            | 3,300.00            | 3,300.00        | 3,300.00         | 5,450.00                       |
| 3.5.2.1                   | 15,000.00          | -                            | 8,750.00                  | 3,300.00            | 3,300.00            | 3,300.00        | 3,300.00         | 5,450.00                       |
| 3.5.3                     | 29,129.68          | -                            | 25,289.33                 | 8,297.00            | 8,297.00            | 8,297.00        | 8,297.00         | 16,992.33                      |
| 3.5.3.1                   | 29,129.68          | -                            | 25,289.33                 | 8,297.00            | 8,297.00            | 8,297.00        | 8,297.00         | 16,992.33                      |
| 3.5.5                     | 843,392.00         | -                            | 586,949.51                | 160,620.05          | 160,620.05          | 160,620.05      | 160,620.05       | 426,329.46                     |
| 3.5.5.1                   | 843,392.00         | -                            | 586,949.51                | 160,620.05          | 160,620.05          | 160,620.05      | 160,620.05       | 426,329.46                     |
| 3.5.7                     | 180,000.00         | -                            | 105,000.00                | -                   | -                   | -               | -                | 105,000.00                     |
| 3.5.7.1                   | 180,000.00         | -                            | 105,000.00                | -                   | -                   | -               | -                | 105,000.00                     |
| 3.5.8                     | 240,000.00         | -                            | 142,900.00                | 2,900.00            | 2,900.00            | 2,900.00        | 2,900.00         | 140,000.00                     |
| 3.5.8.1                   | 240,000.00         | -                            | 142,900.00                | 2,900.00            | 2,900.00            | 2,900.00        | 2,900.00         | 140,000.00                     |
| 3.5.9                     | 14,400.00          | -                            | 9,350.00                  | 950.00              | 950.00              | 950.00          | 950.00           | 8,400.00                       |
| 3.5.9.1                   | 14,400.00          | -                            | 9,350.00                  | 950.00              | 950.00              | 950.00          | 950.00           | 8,400.00                       |
| 3.6                       | 130,000.00         | -                            | 122,170.85                | 75,275.00           | 75,275.00           | 75,275.00       | 75,275.00        | 46,895.85                      |
| 3.6.1                     | 130,000.00         | -                            | 122,170.85                | 75,275.00           | 75,275.00           | 75,275.00       | 75,275.00        | 46,895.85                      |
| 3.6.1.1                   | 130,000.00         | -                            | 122,170.85                | 75,275.00           | 75,275.00           | 75,275.00       | 75,275.00        | 46,895.85                      |
| 3.7                       | 272,800.00         | -                            | 169,861.03                | 35,892.08           | 35,892.08           | 35,892.08       | 35,892.08        | 133,988.95                     |
| 3.7.2                     | 72,000.00          | -                            | 57,704.00                 | 19,654.00           | 19,654.00           | 19,654.00       | 19,654.00        | 38,050.00                      |
| 3.7.2.1                   | 72,000.00          | -                            | 57,704.00                 | 19,654.00           | 19,654.00           | 19,654.00       | 19,654.00        | 38,050.00                      |
| 3.7.5                     | 100,800.00         | -                            | 53,823.68                 | 16,238.08           | 16,238.08           | 16,238.08       | 16,238.08        | 37,585.60                      |
| 3.7.5.1                   | 100,800.00         | -                            | 53,823.68                 | 16,238.08           | 16,238.08           | 16,238.08       | 16,238.08        | 37,585.60                      |
| 3.7.9                     | 100,000.00         | -                            | 58,333.35                 | -                   | -                   | -               | -                | 58,333.35                      |
| 3.7.9.1                   | 100,000.00         | -                            | 58,333.35                 | -                   | -                   | -               | -                | 58,333.35                      |
| 3.8                       | 348,000.00         | -                            | 696,263.81                | 618,616.72          | 618,616.72          | 618,616.72      | 618,616.72       | 77,647.09                      |
| 3.8.2                     | 348,000.00         | -                            | 696,263.81                | 618,616.72          | 618,616.72          | 618,616.72      | 618,616.72       | 77,647.09                      |
| 3.8.2.1                   | 348,000.00         | -                            | 696,263.81                | 618,616.72          | 618,616.72          | 618,616.72      | 618,616.72       | 77,647.09                      |
| 3.8.5                     | 348,000.00         | -                            | 689,160.35                | 611,513.26          | 611,513.26          | 611,513.26      | 611,513.26       | 77,647.09                      |
| 3.8.5.1                   | 348,000.00         | -                            | 689,160.35                | 611,513.26          | 611,513.26          | 611,513.26      | 611,513.26       | 77,647.09                      |
| 3.9                       | 100,000.00         | -                            | 7,103.46                  | 7,103.46            | 7,103.46            | 7,103.46        | 7,103.46         | -                              |
| 3.9.2                     | 100,000.00         | -                            | 7,103.46                  | 7,103.46            | 7,103.46            | 7,103.46        | 7,103.46         | -                              |
| 3.9.2.1                   | 100,000.00         | -                            | 7,103.46                  | 7,103.46            | 7,103.46            | 7,103.46        | 7,103.46         | -                              |
| 3.9.2.2                   | 100,000.00         | -                            | 72,596.35                 | 14,774.66           | 14,774.66           | 14,774.66       | 14,774.66        | 57,821.69                      |
| 3.9.4                     | 100,000.00         | -                            | 72,596.35                 | 14,263.00           | 14,263.00           | 14,263.00       | 14,263.00        | 58,333.35                      |
| 3.9.4.1                   | 100,000.00         | -                            | 72,596.35                 | 14,263.00           | 14,263.00           | 14,263.00       | 14,263.00        | 58,333.35                      |
| 4                         | 1,682,318.00       | -                            | 1,554,479.00              | 14,263.00           | 14,263.00           | 14,263.00       | 14,263.00        | 793,566.88                     |
| 4.4                       | 1,682,318.00       | -                            | 1,554,479.00              | 760,912.12          | 760,912.12          | 760,912.12      | 760,912.12       | 793,566.88                     |





MUNICIPIO DE TLAHUEILPAN  
R.F.C. MTL850101A20  
ESTADO ANALITICO DEL EJERCICIO DEL PRESUPUESTO POR FUENTE DE FINANCIAMIENTO.  
DEL 1 AL 31 DE JULIO DE 2022.

| Ejercicio del Presupuesto   | Egreso Aprobado -1  | Ampliaciones/ Reducciones -2 | Egreso Modificado (3=1+2) | Egreso Comprometido | Egreso Devengado -4 | Egreso Ejercido   | Egreso Pagado -5  | Subejercicio III (6=3-4) III+ |
|---|---------------------|------------------------------|---------------------------|---------------------|---------------------|-------------------|-------------------|-------------------------------|
| 4.4.1 AYUDAS SOCIALES A PERSONAS  | 1,501,418.00        | 118,154.00                   | 1,383,264.00              | 636,594.12          | 636,594.12          | 636,594.12        | 636,594.12        | 746,669.88                    |
| 4.4.1.1 AYUDAS SOCIALES A PERSONAS  | 1,501,418.00        | 118,154.00                   | 1,383,264.00              | 636,594.12          | 636,594.12          | 636,594.12        | 636,594.12        | 746,669.88                    |
| 4.4.3 AYUDAS SOC. A INSTIT. DE ENSEÑANZA                                      | 165,000.00          | 12,060.00                    | 152,940.00                | 84,690.00           | 84,690.00           | 84,690.00         | 84,690.00         | 68,250.00                     |
| 4.4.3.1 AYUDAS SOC.A INSTIT. DE ENSEÑANZA                                     | 165,000.00          | 12,060.00                    | 152,940.00                | 84,690.00           | 84,690.00           | 84,690.00         | 84,690.00         | 68,250.00                     |
| 4.4.5 AYUDAS SOC.A INSTIT. S/FINES DE LUCRO                                   | 15,900.00           | 2,375.00                     | 18,275.00                 | 39,628.00           | 39,628.00           | 39,628.00         | 39,628.00         | 21,353.00                     |
| 4.4.5.1 AYUDAS SOC.A INSTIT. S/FINES DE LUCRO                                 | 15,900.00           | 2,375.00                     | 18,275.00                 | 39,628.00           | 39,628.00           | 39,628.00         | 39,628.00         | 21,353.00                     |
| <b>5 BIENES MUEBLES, INMUEBLES E INTANGIBLES</b>                              | <b>1,348,959.96</b> | <b>554,666.60</b>            | <b>794,293.36</b>         | <b>7,400.00</b>     | <b>7,400.00</b>     | <b>7,400.00</b>   | <b>7,400.00</b>   | <b>766,893.36</b>             |
| 5.1 MOBILIARIO Y EQUIPO DE ADMINISTRACIÓN                                     | 100,000.00          | 34,266.65                    | 65,733.35                 | 7,400.00            | 7,400.00            | 7,400.00          | 7,400.00          | 58,333.35                     |
| 5.1.1 MUEBLES DE OFICINA Y ESTANTERÍA   | 10,000.00           | 4,166.65                     | 5,833.35                  | -                   | -                   | -                 | -                 | 5,833.35                      |
| 5.1.1.1 MUEBLES DE OFICINA Y ESTANTERÍA                                       | 10,000.00           | 4,166.65                     | 5,833.35                  | -                   | -                   | -                 | -                 | 5,833.35                      |
| 5.1.5 EQUIPO DE CÓMP. Y D/TECN.D/ILA INFORMACIÓN                              | 90,000.00           | 30,100.00                    | 59,900.00                 | 7,400.00            | 7,400.00            | 7,400.00          | 7,400.00          | 52,500.00                     |
| 5.1.5.1 EQUIPO DE CÓMP. Y D/TECN.D/ILA INFORMACIÓN                            | 90,000.00           | 30,100.00                    | 59,900.00                 | 7,400.00            | 7,400.00            | 7,400.00          | 7,400.00          | 52,500.00                     |
| 5.3 EQUIPO E INSTRUMENTAL MÉD. Y D/LAB.                                       | 1,248,959.96        | 520,399.95                   | 728,560.01                | -                   | -                   | -                 | -                 | 728,560.01                    |
| 5.3.1 EQUIPO MÉDICO Y DE LABORATORIO  | 1,248,959.96        | 520,399.95                   | 728,560.01                | -                   | -                   | -                 | -                 | 728,560.01                    |
| 5.3.1.1 EQUIPO MÉDICO Y DE LABORATORIO  | 1,248,959.96        | 520,399.95                   | 728,560.01                | -                   | -                   | -                 | -                 | 728,560.01                    |
| <b>6 INVERSIÓN PÚBLICA</b>  | <b>2,600,000.00</b> | <b>703,908.95</b>            | <b>3,303,908.95</b>       | <b>228,342.01</b>   | <b>228,342.01</b>   | <b>228,342.01</b> | <b>228,342.01</b> | <b>3,075,566.94</b>           |
| 6.1 OBRA PÚBLICA E BIENES D/DOMINIO PÚB.                                      | 2,600,000.00        | 703,908.95                   | 3,303,908.95              | 228,342.01          | 228,342.01          | 228,342.01        | 228,342.01        | 3,075,566.94                  |
| 6.1.4 DIVISIÓN D/TERR. Y CONST.D/OBRAS D/URBAN.                               | 2,600,000.00        | 703,908.95                   | 3,303,908.95              | 228,342.01          | 228,342.01          | 228,342.01        | 228,342.01        | 3,075,566.94                  |
| 6.1.4.1 ESTUDIOS Y PROYECTOS  | 2,600,000.00        | 703,908.95                   | 3,303,908.95              | -                   | -                   | -                 | -                 | 3,303,908.95                  |
| 6.1.4.3 AMP./D/REHABILIT./D/OBR D/URBANIZACIÓN                                | 2,600,000.00        | 703,908.95                   | 3,303,908.95              | -                   | -                   | -                 | -                 | 3,303,908.95                  |
| <b>7 INVERSIONES FINANCIERAS Y OTRAS PROV.</b>                                | -                   | -                            | -                         | 228,342.01          | 228,342.01          | 228,342.01        | 228,342.01        | 228,342.01                    |
| <b>8 PARTICIPACIONES Y APORTACIONES</b>                                       | -                   | -                            | -                         | -                   | -                   | -                 | -                 | -                             |
| <b>9 DEUDA PÚBLICA</b>  | -                   | -                            | -                         | -                   | -                   | -                 | -                 | -                             |
| <b>REPO DIF</b>   | <b>231,368.34</b>   | <b>647.28</b>                | <b>230,721.06</b>         | <b>150,027.24</b>   | <b>150,027.24</b>   | <b>150,027.24</b> | <b>150,027.24</b> | <b>80,693.82</b>              |
| <b>1 SERVICIOS PERSONALES</b>   | -                   | -                            | -                         | -                   | -                   | -                 | -                 | -                             |
| <b>2 MATERIALES Y SUMINISTROS</b>   | <b>152,462.39</b>   | <b>7,233.26</b>              | <b>159,695.65</b>         | <b>107,934.23</b>   | <b>107,934.23</b>   | <b>107,934.23</b> | <b>107,934.23</b> | <b>51,761.42</b>              |
| 2.1 MATERIALES DE ADMINISTRACIÓN, EMISIÓN DE DOCUMENTOS Y ARTÍCULOS OFICIALES | 20,441.51           | 19,381.99                    | 39,823.50                 | 37,702.40           | 37,702.40           | 37,702.40         | 37,702.40         | 2,121.10                      |
| 2.1.1 MATERIALES, ÚTILES Y EQUIPOS MENORES DE OFICINA                         | 18,000.00           | 1,525.58                     | 16,474.42                 | 5,974.42            | 5,974.42            | 5,974.42          | 5,974.42          | 10,500.00                     |
| 2.1.1.1 MATERIALES ÚTILES Y EQUIPOS MENORES DE OFICINA                        | 18,000.00           | 1,525.58                     | 16,474.42                 | 5,974.42            | 5,974.42            | 5,974.42          | 5,974.42          | 10,500.00                     |
| 2.1.4 MAT.ÚTIL. Y EQPOS MEN.TECN.D/IL INF. Y COM.                             | 787.50              | 328.10                       | 1,115.60                  | -                   | -                   | -                 | -                 | -                             |
| 2.1.4.1 MAT. ÚTIL. Y EQUIPOS MEN. TECN. D/IL INF. Y COM.                      | 787.50              | 328.10                       | 1,115.60                  | -                   | -                   | -                 | -                 | -                             |
| 2.1.6 MATERIAL DE LIMPIEZA  | 1,654.01            | 21,235.67                    | 22,889.68                 | 31,727.98           | 31,727.98           | 31,727.98         | 31,727.98         | 8,838.30                      |
| 2.1.6.1 MATERIAL DE LIMPIEZA  | 1,654.01            | 21,235.67                    | 22,889.68                 | 31,727.98           | 31,727.98           | 31,727.98         | 31,727.98         | 8,838.30                      |
| 2.2 ALIMENTOS Y UTENSILIOS  | 30,000.00           | 29,237.23                    | 59,237.23                 | 64,108.93           | 64,108.93           | 64,108.93         | 64,108.93         | 4,871.70                      |
| 2.2.1 PRODUCTOS ALIMENTICIOS PARA PERSONAS                                    | 30,000.00           | 29,237.23                    | 59,237.23                 | 64,108.93           | 64,108.93           | 64,108.93         | 64,108.93         | 4,871.70                      |
| 2.2.1.1 PRODUCTOS ALIMENTICIOS PARA PERSONAS                                  | 30,000.00           | 29,237.23                    | 59,237.23                 | 64,108.93           | 64,108.93           | 64,108.93         | 64,108.93         | 4,871.70                      |





ESTADO ANALITICO DEL EJERCICIO DEL PRESUPUESTO POR FUENTE DE FINANCIAMIENTO.  
DEL 1 AL 31 DE JULIO DE 2022.

| Ejercicio del Presupuesto | Egreso Aprobado<br>-1 | Ampliaciones/<br>Reducciones<br>-2 | Egreso Modificado<br>(3=1+2) | Egreso Comprometido | Egreso Devengado<br>-4 | Egreso Ejercido | Egreso Pagado<br>-5 | Subejercicio III<br>III+<br>(6=3-4) III+ |
|---------------------------|-----------------------|------------------------------------|------------------------------|---------------------|------------------------|-----------------|---------------------|--|
| 2.4                       |                       |                                    |                              |                     |                        |                 |                     |  |
| 2.4.1                     | 22,555.00             | 9,397.90                           | 13,157.10                    | -                   | -                      | -               | -                   | 13,157.10                                |
| 2.4.1.1                   | 2,235.00              | 931.25                             | 1,303.75                     | -                   | -                      | -               | -                   | 1,303.75                                 |
| 2.4.6                     | 10,000.00             | 4,166.65                           | 5,833.35                     | -                   | -                      | -               | -                   | 5,833.35                                 |
| 2.4.6.1                   | 10,000.00             | 4,166.65                           | 5,833.35                     | -                   | -                      | -               | -                   | 5,833.35                                 |
| 2.4.9                     | 10,320.00             | 4,300.00                           | 6,020.00                     | -                   | -                      | -               | -                   | 6,020.00                                 |
| 2.4.9.1                   | 10,320.00             | 4,300.00                           | 6,020.00                     | -                   | -                      | -               | -                   | 6,020.00                                 |
| 2.5                       |                       |                                    |                              |                     |                        |                 |                     |  |
| 2.5.1                     | 21,640.25             | 7,894.11                           | 13,746.14                    | 6,122.90            | 6,122.90               | 6,122.90        | 6,122.90            | 7,623.24                                 |
| 2.5.1.1                   | 4,622.50              | 1,926.05                           | 2,696.45                     | -                   | -                      | -               | -                   | 2,696.45                                 |
| 2.5.3                     | 4,622.50              | 1,926.05                           | 2,696.45                     | -                   | -                      | -               | -                   | 2,696.45                                 |
| 2.5.3.1                   |                       |                                    |                              | 5,000.26            | 5,000.26               | 5,000.26        | 5,000.26            | 5,000.26                                 |
| 2.5.4                     | 17,017.75             | 5,968.06                           | 11,049.69                    | 5,000.26            | 5,000.26               | 5,000.26        | 5,000.26            | 5,000.26                                 |
| 2.5.4.1                   | 17,017.75             | 5,968.06                           | 11,049.69                    | 1,122.64            | 1,122.64               | 1,122.64        | 1,122.64            | 9,927.05                                 |
|                           |                       |                                    |                              | 1,122.64            | 1,122.64               | 1,122.64        | 1,122.64            | 9,927.05                                 |
| 2.6                       |                       |                                    |                              |                     |                        |                 |                     |  |
| 2.6.1                     | 55,525.63             | 23,135.65                          | 32,389.98                    | -                   | -                      | -               | -                   | 32,389.98                                |
| 2.6.1.1                   | 55,525.63             | 23,135.65                          | 32,389.98                    | -                   | -                      | -               | -                   | 32,389.98                                |
| 2.9                       | 2,300.00              | 958.30                             | 1,341.70                     | -                   | -                      | -               | -                   | 32,389.98                                |
| 2.9.6                     | 2,300.00              | 958.30                             | 1,341.70                     | -                   | -                      | -               | -                   | 1,341.70                                 |
| 2.9.6.1                   | 2,300.00              | 958.30                             | 1,341.70                     | -                   | -                      | -               | -                   | 1,341.70                                 |
| 3                         |                       |                                    |                              |                     |                        |                 |                     |  |
| 3.1                       | 72,122.93             | 9,854.34                           | 62,268.59                    | 31,238.01           | 31,238.01              | 31,238.01       | 31,238.01           | 31,030.58                                |
| 3.1.1                     | 29,206.00             | 4,214.92                           | 24,991.08                    | 10,945.60           | 10,945.60              | 10,945.60       | 10,945.60           | 14,045.48                                |
| 3.1.1.1                   | 19,146.00             | 4,231.50                           | 14,914.50                    | 5,234.26            | 5,234.26               | 5,234.26        | 5,234.26            | 9,680.24                                 |
| 3.1.2                     | 19,146.00             | 4,231.50                           | 14,914.50                    | 5,234.26            | 5,234.26               | 5,234.26        | 5,234.26            | 9,680.24                                 |
| 3.1.2.1                   |                       | 2,610.23                           | 2,610.23                     | 4,113.34            | 4,113.34               | 4,113.34        | 4,113.34            | 1,503.11                                 |
| 3.1.4                     | 6,000.00              | 2,610.23                           | 2,610.23                     | 4,113.34            | 4,113.34               | 4,113.34        | 4,113.34            | 1,503.11                                 |
| 3.1.4.1                   | 6,000.00              | 902.00                             | 5,098.00                     | 1,598.00            | 1,598.00               | 1,598.00        | 1,598.00            | 3,500.00                                 |
| 3.1.7                     | 4,060.00              | 1,691.65                           | 2,368.35                     | 1,598.00            | 1,598.00               | 1,598.00        | 1,598.00            | 3,500.00                                 |
| 3.1.7.1                   | 4,060.00              | 1,691.65                           | 2,368.35                     | -                   | -                      | -               | -                   | 2,368.35                                 |
| 3.2                       |                       |                                    |                              |                     |                        |                 |                     |  |
| 3.2.2                     |                       |                                    |                              | 6,997.12            | 6,997.12               | 6,997.12        | 6,997.12            | 6,997.12                                 |
| 3.2.2.1                   |                       |                                    |                              | 5,800.00            | 5,800.00               | 5,800.00        | 5,800.00            | 5,800.00                                 |
| 3.2.3                     |                       |                                    |                              | 5,800.00            | 5,800.00               | 5,800.00        | 5,800.00            | 5,800.00                                 |
| 3.2.3.2                   |                       |                                    |                              | 1,197.12            | 1,197.12               | 1,197.12        | 1,197.12            | 1,197.12                                 |
|                           |                       |                                    |                              | 1,197.12            | 1,197.12               | 1,197.12        | 1,197.12            | 1,197.12                                 |





MUNICIPIO DE TLAHUELILPAN  
R.F.C. MTL650101A20  
ESTADO ANALÍTICO DEL EJERCICIO DEL PRESUPUESTO POR FUENTE DE FINANCIAMIENTO.  
DEL 1 AL 31 DE JULIO DE 2022.

| Ejercicio del Presupuesto               | Egreso Aprobado -1   | Ampliaciones/ Reducciones -2 | Egreso Modificado (3=1+2) | Egreso Comprometido  | Egreso Devengado -4  | Egreso Ejercido      | Egreso Pagado -5     | Subejercicio III (6=3-4) III+- |
|---|----------------------|------------------------------|---------------------------|----------------------|----------------------|----------------------|----------------------|--------------------------------|
| 3.3                                     | 7,740.06             | 6,230.28                     | 13,970.34                 | 9,455.28             | 9,455.28             | 9,455.28             | 9,455.28             | 4,515.06                       |
| 3.3.6                                   | 7,740.06             | 6,230.28                     | 13,970.34                 | 9,455.28             | 9,455.28             | 9,455.28             | 9,455.28             | 4,515.06                       |
| 3.3.6.1                                 | 7,740.06             | 6,230.28                     | 13,970.34                 | -                    | -                    | -                    | -                    | 13,970.34                      |
| 3.3.6.2                                 | -                    | -                            | -                         | 9,455.28             | 9,455.28             | 9,455.28             | 9,455.28             | 9,455.28                       |
| 3.5                                     | 26,638.85            | 11,099.50                    | 15,539.35                 | -                    | -                    | -                    | -                    | 15,539.35                      |
| 3.5.1                                   | 21,195.25            | 8,831.35                     | 12,363.90                 | -                    | -                    | -                    | -                    | 12,363.90                      |
| 3.5.1.1                                 | 21,195.25            | 8,831.35                     | 12,363.90                 | -                    | -                    | -                    | -                    | 12,363.90                      |
| 3.5.4                                   | 5,443.60             | 2,268.15                     | 3,175.45                  | -                    | -                    | -                    | -                    | 3,175.45                       |
| 3.5.4.1                                 | 5,443.60             | 2,268.15                     | 3,175.45                  | -                    | -                    | -                    | -                    | 3,175.45                       |
| 3.8                                     | 8,538.02             | 770.20                       | 7,767.82                  | 3,840.01             | 3,840.01             | 3,840.01             | 3,840.01             | 3,927.81                       |
| 3.8.2                                   | 8,538.02             | 770.20                       | 7,767.82                  | 3,840.01             | 3,840.01             | 3,840.01             | 3,840.01             | 3,927.81                       |
| 3.8.2.1                                 | 8,538.02             | 770.20                       | 7,767.82                  | 3,840.01             | 3,840.01             | 3,840.01             | 3,840.01             | 3,927.81                       |
| 4                                       | 6,783.02             | 1,973.80                     | 8,756.82                  | 10,855.00            | 10,855.00            | 10,855.00            | 10,855.00            | 2,098.18                       |
| 4.4                                     | 6,783.02             | 1,973.80                     | 8,756.82                  | 10,855.00            | 10,855.00            | 10,855.00            | 10,855.00            | 2,098.18                       |
| 4.4.1                                   | 3,742.00             | 3,240.85                     | 6,982.85                  | 7,681.00             | 7,681.00             | 7,681.00             | 7,681.00             | 698.15                         |
| 4.4.1.1                                 | 3,742.00             | 3,240.85                     | 6,982.85                  | 7,681.00             | 7,681.00             | 7,681.00             | 7,681.00             | 698.15                         |
| 4.4.3                                   | 3,041.02             | 1,267.05                     | 1,773.97                  | 3,174.00             | 3,174.00             | 3,174.00             | 3,174.00             | 1,400.03                       |
| 4.4.3.1                                 | 3,041.02             | 1,267.05                     | 1,773.97                  | 3,174.00             | 3,174.00             | 3,174.00             | 3,174.00             | 1,400.03                       |
| 5                                       | -                    | -                            | -                         | -                    | -                    | -                    | -                    | 1,400.03                       |
| 5                                       | -                    | -                            | -                         | -                    | -                    | -                    | -                    | -                              |
| 6                                       | -                    | -                            | -                         | -                    | -                    | -                    | -                    | -                              |
| 7                                       | -                    | -                            | -                         | -                    | -                    | -                    | -                    | -                              |
| 8                                       | -                    | -                            | -                         | -                    | -                    | -                    | -                    | -                              |
| 9                                       | -                    | -                            | -                         | -                    | -                    | -                    | -                    | -                              |
| <b>FONDO GENERAL DE PARTICIPACIONES</b> | <b>17,608,657.00</b> | <b>1,424,740.00</b>          | <b>19,033,397.00</b>      | <b>10,778,959.10</b> | <b>10,747,840.19</b> | <b>10,747,840.19</b> | <b>10,629,296.17</b> | <b>8,285,556.81</b>            |
| 1                                       | 16,977,624.08        | 601,220.32                   | 17,578,844.40             | 9,311,095.09         | 9,279,976.18         | 9,279,976.18         | 9,161,432.16         | 8,298,868.22                   |
| 1.1                                     | 13,584,823.14        | 160,376.79                   | 13,745,199.93             | 7,871,144.73         | 7,871,144.73         | 7,871,144.73         | 7,857,148.21         | 5,874,055.20                   |
| 1.1.3                                   | 13,584,823.14        | 160,376.79                   | 13,745,199.93             | 7,871,144.73         | 7,871,144.73         | 7,871,144.73         | 7,857,148.21         | 5,874,055.20                   |
| 1.1.3.1                                 | 13,584,823.14        | 160,376.79                   | 13,745,199.93             | 7,871,144.73         | 7,871,144.73         | 7,871,144.73         | 7,857,148.21         | 5,874,055.20                   |
| 1.2                                     | 151,200.00           | 450,397.50                   | 601,597.50                | 271,422.50           | 271,422.50           | 271,422.50           | 271,422.50           | 330,175.00                     |
| 1.2.2                                   | 151,200.00           | 450,397.50                   | 601,597.50                | 271,422.50           | 271,422.50           | 271,422.50           | 271,422.50           | 330,175.00                     |
| 1.2.2.1                                 | 151,200.00           | 450,397.50                   | 601,597.50                | 271,422.50           | 271,422.50           | 271,422.50           | 271,422.50           | 330,175.00                     |
| 1.3                                     | 2,361,240.05         | 38,525.32                    | 2,399,765.37              | 600,762.21           | 597,579.91           | 597,579.91           | 537,339.73           | 1,802,185.46                   |
| 1.3.1                                   | 50,477.88            | -                            | 50,477.88                 | 9,003.71             | 9,003.71             | 9,003.71             | 2,702.50             | 41,474.17                      |
| 1.3.1.1                                 | 50,477.88            | -                            | 50,477.88                 | 9,003.71             | 9,003.71             | 9,003.71             | 2,702.50             | 41,474.17                      |
| 1.3.2                                   | 1,612,803.33         | 26,583.33                    | 1,639,386.66              | 131,313.94           | 128,131.64           | 128,131.64           | 103,823.11           | 1,511,255.02                   |
| 1.3.2.1                                 | 228,933.74           | 128,280.51                   | 357,214.25                | 113,066.29           | 109,883.99           | 109,883.99           | 85,575.46            | 247,330.26                     |
| 1.3.2.2                                 | 1,383,869.59         | 101,697.18                   | 1,485,566.77              | 18,247.65            | 18,247.65            | 18,247.65            | 18,247.65            | 1,263,924.76                   |
| 1.3.3                                   | 132,958.84           | 132,958.84                   | 265,917.68                | -                    | -                    | -                    | -                    | -                              |
| 1.3.3.1                                 | 132,958.84           | 132,958.84                   | 265,917.68                | -                    | -                    | -                    | -                    | -                              |





MUNICIPIO DE TLAHUELLIPAN  
R.F.C. MTL850101A20  
ESTADO ANALÍTICO DEL EJERCICIO DEL PRESUPUESTO POR FUENTE DE FINANCIAMIENTO.  
DEL 1 AL 31 DE JULIO DE 2022.

| Ejercicio del Presupuesto | Egreso Aprobado -1 | Ampliaciones/Reducciones -2 | Egreso Modificado (3=1+2) | Egreso Comprometido | Egreso Devengado -4 | Egreso Ejercido | Egreso Pagado -5 | Subejercicio III+ (6=3-4) III+ |
|---------------------------|--------------------|-----------------------------|---------------------------|---------------------|---------------------|-----------------|------------------|--------------------------------|
| 1.3.4                     | 565,000.00         | 144,900.83                  | 709,900.83                | 460,444.56          | 460,444.56          | 460,444.56      | 430,814.12       | 249,456.27                     |
| 1.3.4.1                   | 565,000.00         | 144,900.83                  | 709,900.83                | 460,444.56          | 460,444.56          | 460,444.56      | 430,814.12       | 249,456.27                     |
| 1.5                       | 880,359.89         | 48,083.29                   | 832,276.60                | 567,765.65          | 539,829.04          | 539,829.04      | 495,521.72       | 292,447.56                     |
| 1.5.2                     | 22,051.97          | 7,445.14                    | 29,497.11                 | 113,306.94          | 85,370.33           | 85,370.33       | 85,014.43        | 55,873.22                      |
| 1.5.2.1                   | 22,051.97          | 7,445.14                    | 29,497.11                 | 113,306.94          | 85,370.33           | 85,370.33       | 85,014.43        | 55,873.22                      |
| 1.5.4                     | 534,307.92         | 41,778.43                   | 492,529.49                | 279,708.71          | 279,708.71          | 279,708.71      | 246,966.30       | 212,820.78                     |
| 1.5.4.1                   | 534,307.92         | 41,778.43                   | 492,529.49                | 279,708.71          | 279,708.71          | 279,708.71      | 246,966.30       | 212,820.78                     |
| 1.5.4.2                   | -                  | 4,400.00                    | 4,400.00                  | 2,400.00            | 2,400.00            | 2,400.00        | 2,000.00         | 2,000.00                       |
| 1.5.9                     | 324,000.00         | 13,750.00                   | 310,250.00                | 174,750.00          | 174,750.00          | 174,750.00      | 163,540.99       | 135,500.00                     |
| 1.5.9.1                   | 324,000.00         | 13,750.00                   | 310,250.00                | 174,750.00          | 174,750.00          | 174,750.00      | 163,540.99       | 135,500.00                     |
| 1.6                       | -                  | -                           | -                         | -                   | -                   | -               | -                | -                              |
| 1.6.1                     | 1.00               | 4.00                        | 5.00                      | -                   | -                   | -               | -                | 5.00                           |
| 1.6.1.1                   | 1.00               | 4.00                        | 5.00                      | -                   | -                   | -               | -                | 5.00                           |
| 1.6.1.1                   | 1.00               | 4.00                        | 5.00                      | -                   | -                   | -               | -                | 5.00                           |
| 2                         | -                  | -                           | -                         | -                   | -                   | -               | -                | -                              |
| 2.6                       | -                  | 500.00                      | 500.00                    | 500.00              | 500.00              | 500.00          | 500.00           | -                              |
| 2.6.1                     | -                  | 500.00                      | 500.00                    | 500.00              | 500.00              | 500.00          | 500.00           | -                              |
| 2.6.1.1                   | -                  | 500.00                      | 500.00                    | 500.00              | 500.00              | 500.00          | 500.00           | -                              |
| 3                         | 208.80             | 862,411.80                  | 862,620.60                | 1,045,376.32        | 1,045,376.32        | 1,045,376.32    | 1,045,376.32     | 182,755.72                     |
| 3.4                       | 208.80             | 208.80                      | 208.80                    | -                   | -                   | -               | -                | -                              |
| 3.4.1                     | 208.80             | 208.80                      | 208.80                    | -                   | -                   | -               | -                | -                              |
| 3.4.1.1                   | 208.80             | 208.80                      | 208.80                    | -                   | -                   | -               | -                | -                              |
| 3.7                       | -                  | -                           | -                         | -                   | -                   | -               | -                | -                              |
| 3.7.2                     | -                  | 95.00                       | 95.00                     | 95.00               | 95.00               | 95.00           | 95.00            | -                              |
| 3.7.2.1                   | -                  | 95.00                       | 95.00                     | 95.00               | 95.00               | 95.00           | 95.00            | -                              |
| 3.8                       | -                  | 95.00                       | 95.00                     | 95.00               | 95.00               | 95.00           | 95.00            | -                              |
| 3.8.2                     | -                  | 456,306.60                  | 456,306.60                | 514,148.32          | 514,148.32          | 514,148.32      | 514,148.32       | 57,841.72                      |
| 3.8.2.1                   | -                  | 456,306.60                  | 456,306.60                | 514,148.32          | 514,148.32          | 514,148.32      | 514,148.32       | 57,841.72                      |
| 3.9                       | -                  | 406,219.00                  | 406,219.00                | 531,133.00          | 531,133.00          | 531,133.00      | 531,133.00       | 124,914.00                     |
| 3.9.8                     | -                  | 406,219.00                  | 406,219.00                | 531,133.00          | 531,133.00          | 531,133.00      | 531,133.00       | 124,914.00                     |
| 3.9.8.1                   | -                  | 406,219.00                  | 406,219.00                | 531,133.00          | 531,133.00          | 531,133.00      | 531,133.00       | 124,914.00                     |
| 4                         | 630,824.12         | 39,392.12                   | 591,432.00                | 421,987.69          | 421,987.69          | 421,987.69      | 421,987.69       | 169,444.31                     |
| 4.4                       | 630,824.12         | 39,392.12                   | 591,432.00                | 421,987.69          | 421,987.69          | 421,987.69      | 421,987.69       | 169,444.31                     |
| 4.4.1                     | 630,824.12         | 39,392.12                   | 591,432.00                | 421,987.69          | 421,987.69          | 421,987.69      | 421,987.69       | 169,444.31                     |
| 4.4.1.1                   | 630,824.12         | 39,392.12                   | 591,432.00                | 421,987.69          | 421,987.69          | 421,987.69      | 421,987.69       | 169,444.31                     |
| 4.4.3                     | -                  | 85,019.00                   | 85,019.00                 | 85,019.00           | 85,019.00           | 85,019.00       | 85,019.00        | -                              |
| 4.4.3.1                   | -                  | 85,019.00                   | 85,019.00                 | 85,019.00           | 85,019.00           | 85,019.00       | 85,019.00        | -                              |
| 4.4.5                     | 630,824.12         | 124,411.12                  | 506,413.00                | 255,898.00          | 255,898.00          | 255,898.00      | 255,898.00       | 81,070.69                      |
| 4.4.5.1                   | 630,824.12         | 124,411.12                  | 506,413.00                | 255,898.00          | 255,898.00          | 255,898.00      | 255,898.00       | 81,070.69                      |
|                           |                    |                             |                           | 255,898.00          | 255,898.00          | 255,898.00      | 255,898.00       | 250,515.00                     |



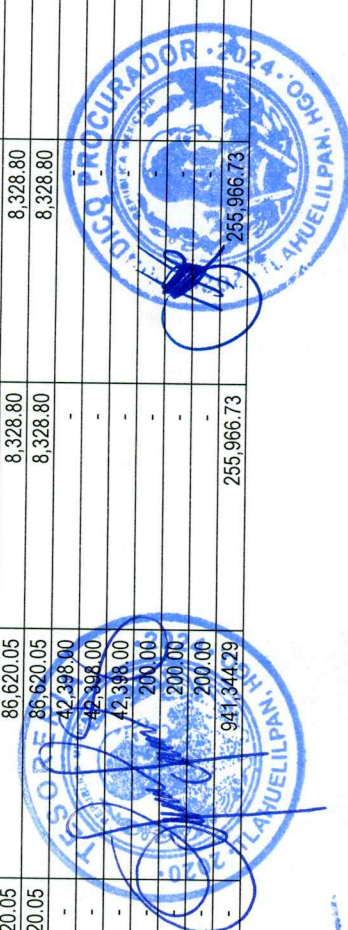


MUNICIPIO DE TLAHUELIIPAN

R.F.C. MTL850101A20

ESTADO ANALÍTICO DEL EJERCICIO DEL PRESUPUESTO POR FUENTE DE FINANCIAMIENTO.  
DEL 1 AL 31 DE JULIO DE 2022.

| Ejercicio del Presupuesto                           | Egreso Aprobado<br>-1 | Ampliaciones/<br>Reducciones<br>-2 | Egreso<br>Modificado<br>(3-1+2) | Egreso<br>Comprometido | Egreso<br>Devengado<br>-4 | Egreso<br>Ejercido  | Egreso<br>Pagado<br>-5 | Subejercicio III<br>III+<br>(6-3-4) III+ |
|---|-----------------------|------------------------------------|---------------------------------|------------------------|---------------------------|---------------------|------------------------|--|
| <b>5 BIENES MUEBLES, INMUEBLES E INTANGIBLES</b>    | -                     | -                                  | -                               | -                      | -                         | -                   | -                      | -  |
| <b>6 INVERSIÓN PÚBLICA</b>                          | -                     | -                                  | -                               | -                      | -                         | -                   | -                      | -  |
| <b>7 INVERSIONES FINANCIERAS Y OTRAS PROV.</b>      | -                     | -                                  | -                               | -                      | -                         | -                   | -                      | -  |
| <b>8 PARTICIPACIONES Y APORTACIONES</b>             | -                     | -                                  | -                               | -                      | -                         | -                   | -                      | -  |
| <b>9 DEUDA PÚBLICA</b>                              | -                     | -                                  | -                               | -                      | -                         | -                   | -                      | -  |
| <b>FONDO DE FOMENTO MUNICIPAL</b>                   | <b>8,568,685.00</b>   | <b>325,317.00</b>                  | <b>8,894,002.00</b>             | <b>3,239,495.37</b>    | <b>3,239,495.37</b>       | <b>3,239,495.37</b> | <b>3,194,930.96</b>    | <b>5,654,506.63</b>                      |
| <b>SERVICIOS PERSONALES</b>                         | <b>4,618,999.71</b>   | <b>166,584.48</b>                  | <b>4,785,584.19</b>             | <b>1,800,460.00</b>    | <b>1,800,460.00</b>       | <b>1,800,460.00</b> | <b>1,755,895.59</b>    | <b>2,985,124.19</b>                      |
| 1.1 REMUNER. AL PERS. D/CARÁCTER PERMANENTE         | 3,713,531.94          | 152,947.66                         | 3,560,584.28                    | 1,771,000.00           | 1,771,000.00              | 1,771,000.00        | 1,726,435.59           | 1,789,584.28                             |
| 1.1.1 DIETAS  | 3,713,531.94          | 152,947.66                         | 3,560,584.28                    | 1,771,000.00           | 1,771,000.00              | 1,771,000.00        | 1,726,435.59           | 1,789,584.28                             |
| 1.1.1.1 DIETAS                                      | 3,713,531.94          | 152,947.66                         | 3,560,584.28                    | 1,771,000.00           | 1,771,000.00              | 1,771,000.00        | 1,726,435.59           | 1,789,584.28                             |
| 1.3 REMUNERACIONES ADICIONALES Y ESPECIALES         | 905,467.77            | 319,532.14                         | 1,224,999.91                    | 29,460.00              | 29,460.00                 | 29,460.00           | 29,460.00              | 1,789,584.28                             |
| 1.3.2 PRIMAS DE VAC. DOM. Y GRATIF. D/FIN DE AÑO    | 905,467.77            | 319,532.14                         | 1,224,999.91                    | 29,460.00              | 29,460.00                 | 29,460.00           | 29,460.00              | 1,195,539.91                             |
| 1.3.2.2 AGUINALDO O GRATIFICACIÓN DE FIN DE AÑO     | 905,467.77            | 319,532.14                         | 1,224,999.91                    | 29,460.00              | 29,460.00                 | 29,460.00           | 29,460.00              | 1,195,539.91                             |
| <b>2 MATERIALES Y SUMINISTROS</b>                   | <b>684,000.00</b>     | -                                  | <b>684,000.00</b>               | <b>517,157.17</b>      | <b>517,157.17</b>         | <b>517,157.17</b>   | <b>517,157.17</b>      | <b>166,842.83</b>                        |
| 2.6 COMBUSTIBLES, LUBRICANTES Y ADITIVOS            | 684,000.00            | -                                  | 684,000.00                      | 517,157.17             | 517,157.17                | 517,157.17          | 517,157.17             | 166,842.83                               |
| 2.6.1 COMBUSTIBLES, LUBRICANTES Y ADITIVOS          | 684,000.00            | -                                  | 684,000.00                      | 517,157.17             | 517,157.17                | 517,157.17          | 517,157.17             | 166,842.83                               |
| 2.6.1.1 COMBUSTIBLES, LUBRICANTES Y ADITIVOS        | 684,000.00            | -                                  | 684,000.00                      | 517,157.17             | 517,157.17                | 517,157.17          | 517,157.17             | 166,842.83                               |
| <b>3 SERVICIOS GENERALES</b>                        | <b>3,265,685.29</b>   | <b>316,259.75</b>                  | <b>2,949,425.54</b>             | <b>895,086.53</b>      | <b>895,086.53</b>         | <b>895,086.53</b>   | <b>895,086.53</b>      | <b>2,054,339.01</b>                      |
| 3.1 SERVICIOS BÁSICOS                               | 886,552.00            | 790,920.70                         | 1,677,472.70                    | 605,511.00             | 605,511.00                | 605,511.00          | 605,511.00             | 1,071,961.70                             |
| 3.1.1 ENERGÍA ELÉCTRICA                             | 847,012.00            | 786,558.70                         | 1,633,570.70                    | 574,958.00             | 574,958.00                | 574,958.00          | 574,958.00             | 1,058,612.70                             |
| 3.1.1.1 ENERGÍA ELÉCTRICA                           | 847,012.00            | 786,558.70                         | 1,633,570.70                    | 574,958.00             | 574,958.00                | 574,958.00          | 574,958.00             | 1,058,612.70                             |
| 3.1.4 TELEFONÍA TRADICIONAL                         | 39,540.00             | 4,362.00                           | 43,902.00                       | 30,553.00              | 30,553.00                 | 30,553.00           | 30,553.00              | 13,349.00                                |
| 3.1.4.1 TELEFONÍA TRADICIONAL                       | 39,540.00             | 4,362.00                           | 43,902.00                       | 30,553.00              | 30,553.00                 | 30,553.00           | 30,553.00              | 13,349.00                                |
| 3.2 SERVICIOS DE ARRENDAMIENTO                      | 194,275.00            | 86,620.05                          | 280,895.05                      | 33,608.80              | 33,608.80                 | 33,608.80           | 33,608.80              | 247,286.25                               |
| 3.2.3 ARREND. D/ MOB. Y EPO. D/ ADMÓN. EDUC. Y REC. | 194,275.00            | 86,620.05                          | 280,895.05                      | 33,608.80              | 33,608.80                 | 33,608.80           | 33,608.80              | 247,286.25                               |
| 3.2.3.1 ARRENDAMIENTO DE EQUIPO Y BIENES            | 194,275.00            | 86,620.05                          | 280,895.05                      | 33,608.80              | 33,608.80                 | 33,608.80           | 33,608.80              | 247,286.25                               |
| 3.2.3.1.1 INFORMÁTICOS                              | 194,275.00            | 86,620.05                          | 280,895.05                      | 33,608.80              | 33,608.80                 | 33,608.80           | 33,608.80              | 247,286.25                               |
| 3.2.6 ARRENDAMIENTO D/ MAQ. OTROS EQPOS Y HERR.     | 130,475.00            | -                                  | 130,475.00                      | 11,360.00              | 11,360.00                 | 11,360.00           | 11,360.00              | 119,115.00                               |
| 3.2.6.1 ARRENDAMIENTO D/ MAQ. OTROS EQPOS Y HERR.   | 130,475.00            | -                                  | 130,475.00                      | 11,360.00              | 11,360.00                 | 11,360.00           | 11,360.00              | 119,115.00                               |
| 3.2.7 ARRENDAMIENTO DE ACTIVOS INTANGIBLES          | 63,800.00             | -                                  | 63,800.00                       | -                      | -                         | -                   | -                      | 63,800.00                                |
| 3.2.7.1 ARRENDAMIENTOS DE ACTIVOS INTANGIBLES       | 63,800.00             | -                                  | 63,800.00                       | -                      | -                         | -                   | -                      | 63,800.00                                |
| 3.2.9 OTROS ARRENDAMIENTOS                          | 63,800.00             | 86,620.05                          | 150,420.05                      | 8,328.80               | 8,328.80                  | 8,328.80            | 8,328.80               | 63,800.00                                |
| 3.2.9.1 OTROS ARRENDAMIENTOS                        | 63,800.00             | 86,620.05                          | 150,420.05                      | 8,328.80               | 8,328.80                  | 8,328.80            | 8,328.80               | 63,800.00                                |
| 3.3 SERV./ PROF. CIENT. TÉCN. Y OTROS SERVICIOS     | 42,398.00             | -                                  | 42,398.00                       | -                      | -                         | -                   | -                      | 42,398.00                                |
| 3.3.6 SERV./ D/ APOYO ADM. TRAD. FOT. E IMPRES.     | 42,398.00             | -                                  | 42,398.00                       | -                      | -                         | -                   | -                      | 42,398.00                                |
| 3.3.6.1 SERVICIOS RELACIONADOS CON TRADUCCIONES     | 42,398.00             | -                                  | 42,398.00                       | -                      | -                         | -                   | -                      | 42,398.00                                |
| 3.4 SERVICIOS FINAN. BANC. Y COMERCIALES            | 200.00                | -                                  | 200.00                          | -                      | -                         | -                   | -                      | 200.00                                   |
| 3.4.1 SERVICIOS FINAN. BANCARIOS                    | 200.00                | -                                  | 200.00                          | -                      | -                         | -                   | -                      | 200.00                                   |
| 3.4.1.1 SERVICIOS FINAN. BANCARIOS                  | 200.00                | -                                  | 200.00                          | -                      | -                         | -                   | -                      | 200.00                                   |
| 3.5 SERV./ D/ INST. REPAR. MANTTO Y CONSERVACION    | 941,344.29            | -                                  | 941,344.29                      | 255,966.73             | 255,966.73                | 255,966.73          | 255,966.73             | 685,377.56                               |





MUNICIPIO DE TLAHUELILPAN  
R.F.C. MTL850101A20  
ESTADO ANALÍTICO DEL EJERCICIO DEL PRESUPUESTO POR FUENTE DE FINANCIAMIENTO.  
DEL 1 AL 31 DE JULIO DE 2022.

|          | Ejercicio del Presupuesto  | Egreso Aprobado -1   | Ampliaciones/ Reducciones -2 | Egreso Modificado (3=1+2) | Egreso Comprometido | Egreso Devengado -4 | Egreso Ejercido     | Egreso Pagado -5    | Subejercicio III+ (6=3-4) III+ III+ |
|----------|--|----------------------|------------------------------|---------------------------|---------------------|---------------------|---------------------|---------------------|-------------------------------------|
| 3.5.1    | CONSERV.Y MANTTO MENOR D/INMUEBLES                                 | 45,605.00            | -                            | 45,605.00                 | 8,840.00            | 8,840.00            | 8,840.00            | 8,840.00            | 36,765.00                           |
| 3.5.1.1  | CONSERV.Y MANTTO MENOR D/INMUEBLES                                 | 45,605.00            | -                            | 45,605.00                 | 8,840.00            | 8,840.00            | 8,840.00            | 8,840.00            | 36,765.00                           |
| 3.5.5    | REPAR.Y MANTTO D/EQPO D/TRANSPORTE                                 | 15,394.00            | -                            | 15,394.00                 | -                   | -                   | -                   | -                   | 15,394.00                           |
| 3.5.5.1  | REPAR.Y MANTTO D/EQ D/TRANSPORTE                                   | 15,394.00            | -                            | 15,394.00                 | -                   | -                   | -                   | -                   | 15,394.00                           |
| 3.5.8    | SERV.D/LIMPIEZA Y MANEJO DE DESECHOS                               | 880,345.29           | -                            | 880,345.29                | 247,126.73          | 247,126.73          | 247,126.73          | 247,126.73          | 633,218.56                          |
| 3.5.8.1  | SERV.D/LIMPIEZA Y MANEJO DE DESECHOS                               | 880,345.29           | -                            | 880,345.29                | 247,126.73          | 247,126.73          | 247,126.73          | 247,126.73          | 633,218.56                          |
| 3.9      | OTROS SERVICIOS GENERALES  | 1,200,916.00         | 1,193,800.50                 | 7,115.50                  | -                   | -                   | -                   | -                   | 7,115.50                            |
| 3.9.2    | IMPUESTOS Y DERECHOS   | 12,198.00            | 5,082.50                     | 7,115.50                  | -                   | -                   | -                   | -                   | 7,115.50                            |
| 3.9.2.1  | IMPUESTOS Y DERECHOS, OTROS IMPUESTOS, TENENCIA, PLACAS, GASTOS DE | 12,198.00            | 5,082.50                     | 7,115.50                  | -                   | -                   | -                   | -                   | 7,115.50                            |
| 3.9.8    | IMP.S/ NOMINAS Y OTROS DER.REL. LABORAL                            | 1,188,718.00         | -                            | -                         | -                   | -                   | -                   | -                   | -                                   |
| 3.9.8.1  | IMP.S/ NOMINAS Y OTROS DER.REL. LABORAL                            | 1,188,718.00         | -                            | -                         | -                   | -                   | -                   | -                   | -                                   |
| 4        | TRANSF.ASIG.SUBSIDIOS Y OTRAS AYUDAS                               | -                    | 474,992.27                   | 474,992.27                | 26,791.67           | 26,791.67           | 26,791.67           | 26,791.67           | 448,200.60                          |
| 4        | TRANSF.ASIG.SUBSIDIOS Y OTRAS AYUDAS                               | -                    | 474,992.27                   | 474,992.27                | 26,791.67           | 26,791.67           | 26,791.67           | 26,791.67           | 448,200.60                          |
| 4.4      | AYUDAS SOCIALES  | -                    | 474,992.27                   | 474,992.27                | 26,791.67           | 26,791.67           | 26,791.67           | 26,791.67           | 448,200.60                          |
| 4.4.1    | AYUDAS SOCIALES A PERSONAS   | -                    | 474,992.27                   | 474,992.27                | 26,791.67           | 26,791.67           | 26,791.67           | 26,791.67           | 448,200.60                          |
| 4.4.1.1  | AYUDAS SOCIALES A PERSONAS   | -                    | 474,992.27                   | 474,992.27                | 26,791.67           | 26,791.67           | 26,791.67           | 26,791.67           | 448,200.60                          |
| 4.4.1.3  | GASTOS DE FESTIVIDADES PATRONALES EN LOCALIDADES                   | -                    | 474,992.27                   | 474,992.27                | 26,791.67           | 26,791.67           | 26,791.67           | 26,791.67           | 448,200.60                          |
| 5        | BIENES MUEBLES, INMUEBLES E INTANGIBLES                            | -                    | -                            | -                         | -                   | -                   | -                   | -                   | -                                   |
| 6        | INVERSIÓN PÚBLICA  | -                    | -                            | -                         | -                   | -                   | -                   | -                   | -                                   |
| 7        | INVERSIONES FINANCIERAS Y OTRAS PROV.                              | -                    | -                            | -                         | -                   | -                   | -                   | -                   | -                                   |
| 8        | PARTICIPACIONES Y APORTACIONES                                     | -                    | -                            | -                         | -                   | -                   | -                   | -                   | -                                   |
| 9        | DEUDA PÚBLICA  | -                    | -                            | -                         | -                   | -                   | -                   | -                   | -                                   |
| <b>1</b> | <b>FORTAMUN - D.F.</b>   | <b>13,732,946.00</b> | <b>394,318.00</b>            | <b>14,127,264.00</b>      | <b>6,280,654.73</b> | <b>6,280,654.73</b> | <b>6,280,654.73</b> | <b>6,231,348.28</b> | <b>7,846,609.27</b>                 |
| 1.1      | SERVICIOS PERSONALES   | 7,382,112.22         | 24,656.82                    | 7,406,769.04              | 3,373,163.75        | 3,373,163.75        | 3,373,163.75        | 3,323,857.30        | 4,033,605.29                        |
| 1.1.3    | REMUNER. AL PERS. D/ CARÁCTER PERMANENTE                           | 5,778,860.64         | 19,934.11                    | 5,798,794.75              | 3,010,609.52        | 3,010,609.52        | 3,010,609.52        | 3,010,609.52        | 2,788,185.23                        |
| 1.1.3.1  | SUELDOS BASE AL PERSONAL PERMANENTE                                | 5,778,860.64         | 19,934.11                    | 5,798,794.75              | 3,010,609.52        | 3,010,609.52        | 3,010,609.52        | 3,010,609.52        | 2,788,185.23                        |
| 1.3      | SUELDOS BASE AL PERSONAL PERMANENTE                                | 5,778,860.64         | 19,934.11                    | 5,798,794.75              | 3,010,609.52        | 3,010,609.52        | 3,010,609.52        | 3,010,609.52        | 2,788,185.23                        |
| 1.3.1    | REMUNERACIONES ADICIONALES Y ESPECIALES                            | 1,361,767.18         | 20,468.86                    | 1,382,236.04              | 204,967.35          | 204,967.35          | 204,967.35          | 186,106.89          | 1,177,268.69                        |
| 1.3.1.1  | PRIMAS POR AÑOS DE SERV. EFECT.PRESTADOS                           | 2,413.35             | 2,413.35                     | 2,413.35                  | 3,872.53            | 3,872.53            | 3,872.53            | 2,413.35            | 1,459.18                            |
| 1.3.1.1  | PRIMAS POR AÑOS DE SERVICIOS                                       | 2,413.35             | 2,413.35                     | 2,413.35                  | 3,872.53            | 3,872.53            | 3,872.53            | 2,413.35            | 1,459.18                            |
| 1.3.2    | EFFECTIVAMENTE PRESTADOS   | -                    | -                            | -                         | -                   | -                   | -                   | -                   | -                                   |
| 1.3.2    | PRIMAS DE VAC.DOM. Y GRATIF. D/FIN DE AÑO                          | 1,073,767.18         | 107,055.51                   | 1,180,822.69              | 80,094.82           | 80,094.82           | 80,094.82           | 66,787.08           | 1,100,727.87                        |
| 1.3.2.1  | PRIMAS DE VACACIONAL   | 96,314.34            | 11,032.22                    | 107,346.56                | 39,105.23           | 39,105.23           | 39,105.23           | 25,797.49           | 68,241.33                           |
| 1.3.2.2  | AGUINALDO O GRATIFICACIÓN DE FIN DE AÑO                            | 977,452.84           | 96,023.29                    | 1,073,476.13              | 40,989.59           | 40,989.59           | 40,989.59           | 40,989.59           | 1,032,486.54                        |
| 1.3.4    | COMPENSACIONES   | 288,000.00           | 89,000.00                    | 377,000.00                | 121,000.00          | 121,000.00          | 121,000.00          | 116,906.46          | 78,000.00                           |
| 1.3.4.1  | COMPENSACIONES   | 288,000.00           | 89,000.00                    | 377,000.00                | 121,000.00          | 121,000.00          | 121,000.00          | 116,906.46          | 78,000.00                           |
| 1.5      | OTRAS PRESTACIONES SOCIALES Y ECONÓMICAS                           | 217,484.40           | 43,046.15                    | 260,530.55                | 120,786.88          | 120,786.88          | 120,786.88          | 97,090.89           | 53,651.37                           |
| 1.5.2    | INDEMNIZACIONES  | -                    | 18,066.46                    | 18,066.46                 | 31,442.29           | 31,442.29           | 31,442.29           | 18,066.46           | 13,375.83                           |





MUNICIPIO DE TLAHUELILPAN  
R.F.C. MTL850101A20  
ESTADO ANALÍTICO DEL EJERCICIO DEL PRESUPUESTO POR FUENTE DE FINANCIAMIENTO.  
DEL 1 AL 31 DE JULIO DE 2022.

| Ejercicio del Presupuesto | Egreso Aprobado -1  | Ampliaciones/ Reducciones -2 | Egreso Modificado (3=1+2) | Egreso Comprometido | Egreso Devengado -4 | Egreso Ejercido | Egreso Pagado -5 | Subejercicio III+ (6=3-4) III+- |
|---------------------------|---|------------------------------|---------------------------|---------------------|---------------------|-----------------|------------------|---------------------------------|
| 1.5.2.1                   | INDEMNIZACIONES   | 18,066.46                    | 18,066.46                 | 31,442.29           | 31,442.29           | 31,442.29       | 18,066.46        | 13,375.83                       |
| 1.5.4                     | PRESTACIONES CONTRACTUALES  | 59,112.61                    | 211,484.40                | 88,844.59           | 88,844.59           | 88,844.59       | 78,524.43        | 63,527.20                       |
| 1.5.4.1                   | OTRAS PRESTACIONES CONTRACTUALES  | 12,512.61                    | 125,084.40                | 112,571.79          | 112,571.79          | 112,571.79      | 65,792.77        | 47,127.20                       |
| 1.5.4.2                   | COMPENSACION GARANTIZADA (GRATIFICACION)                                  | 46,600.00                    | 86,400.00                 | 39,800.00           | 23,400.00           | 23,400.00       | 21,731.66        | 16,400.00                       |
| 1.5.9                     | OTRAS PRESTACIONES SOCIALES Y ECONOMICAS                                  | 2,000.00                     | 6,000.00                  | 4,000.00            | 500.00              | 500.00          | 500.00           | 3,500.00                        |
| 1.5.9.1                   | OTRAS PRESTACIONES SOCIALES Y ECONOMICAS (CANASTA BASICA)                 | 2,000.00                     | 6,000.00                  | 4,000.00            | 500.00              | 500.00          | 500.00           | 3,500.00                        |
| 1.7                       | PAGO DE ESTIMULOS A SERVIDORES PUBLICOS                                   | 27,300.00                    | 24,000.00                 | 51,300.00           | 36,800.00           | 36,800.00       | 30,050.00        | 14,500.00                       |
| 1.7.1                     | ESTIMULOS   | 27,300.00                    | 24,000.00                 | 51,300.00           | 36,800.00           | 36,800.00       | 30,050.00        | 14,500.00                       |
| 1.7.1.1                   | ESTIMULOS   | 27,300.00                    | 24,000.00                 | 51,300.00           | 36,800.00           | 36,800.00       | 30,050.00        | 14,500.00                       |
| 2                         | MATERIALES Y SUMINISTROS  | 438,127.05                   | 1,659,840.00              | 1,221,712.95        | 465,953.73          | 465,953.73      | 465,953.73       | 755,759.22                      |
| 2.1                       | MATERIALES DE ADMINISTRACION, EMISION DE DOCUMENTOS Y ARTICULOS OFICIALES | 2,165.00                     | 37,200.00                 | 35,035.00           | 35,435.00           | 35,435.00       | 35,435.00        | 400.00                          |
| 2.1.1                     | MATERIALES, UTILES Y EQUIPOS MENORES DE OFICINA                           | 235.00                       | 30,000.00                 | 30,235.00           | 12,735.00           | 12,735.00       | 12,735.00        | 17,500.00                       |
| 2.1.1.1                   | MATERIALES UTILES Y EQUIPOS MENORES DE OFICINA                            | 235.00                       | 30,000.00                 | 30,235.00           | 12,735.00           | 12,735.00       | 12,735.00        | 17,500.00                       |
| 2.1.4                     | MAT.UTIL. Y EQUIPOS MEN. TECN. DIL. INF. Y COM.                           | 2,400.00                     | 7,200.00                  | 4,800.00            | 22,700.00           | 22,700.00       | 22,700.00        | 17,900.00                       |
| 2.1.4.1                   | MAT. UTIL. Y EQUIPOS MEN. TECN. DIL. INF. Y COM.                          | 2,400.00                     | 7,200.00                  | 4,800.00            | 22,700.00           | 22,700.00       | 22,700.00        | 17,900.00                       |
| 2.2                       | ALIMENTOS Y UTENSILIOS  | 3,400.00                     | 10,200.00                 | 6,800.00            | 11,855.01           | 11,855.01       | 11,855.01        | 5,055.01                        |
| 2.2.1                     | PRODUCTOS ALIMENTICIOS PARA PERSONAS                                      | 3,400.00                     | 10,200.00                 | 6,800.00            | 11,855.01           | 11,855.01       | 11,855.01        | 5,055.01                        |
| 2.2.1.1                   | PRODUCTOS ALIMENTICIOS PARA PERSONAS                                      | 3,400.00                     | 10,200.00                 | 6,800.00            | 11,855.01           | 11,855.01       | 11,855.01        | 5,055.01                        |
| 2.4                       | MATERIALES Y ART.D/CONST.Y DE REPAR.                                      | 37,667.10                    | 10,000.00                 | 47,667.10           | 47,667.10           | 47,667.10       | 47,667.10        | -                               |
| 2.4.6                     | MATERIAL ELÉCTRICO Y ELECTRÓNICO  | 46,911.10                    | 10,000.00                 | 46,911.10           | 46,911.10           | 46,911.10       | 46,911.10        | -                               |
| 2.4.6.1                   | MATERIAL ELCTRICO Y ELECTRONICO   | 46,911.10                    | 10,000.00                 | 46,911.10           | 46,911.10           | 46,911.10       | 46,911.10        | -                               |
| 2.4.9                     | OTROS MATERIALES Y ART.D/CONST. Y REPAR.                                  | 9,244.00                     | 10,000.00                 | 756.00              | 756.00              | 756.00          | 756.00           | -                               |
| 2.4.9.1                   | OTROS MATERIALES Y ARTICULOS DE CONSTRUCCION Y REPARACION                 | 9,244.00                     | 10,000.00                 | 756.00              | 756.00              | 756.00          | 756.00           | -                               |
| 2.5                       | PRODUCTOS QUIM. FARMAC. Y DE LABORATORIO                                  | 39,148.00                    | 121,800.00                | 82,652.00           | 18,177.00           | 18,177.00       | 18,177.00        | 64,475.00                       |
| 2.5.2                     | FERTILIZANTES, PESTIC. Y OTROS AGROQ.                                     | -                            | -                         | -                   | 500.00              | 500.00          | 500.00           | 500.00                          |
| 2.5.2.1                   | FERTILIZANTES, PESTICIDAS Y OTROS AGROQ.                                  | -                            | -                         | -                   | 500.00              | 500.00          | 500.00           | 500.00                          |
| 2.5.3                     | MEDICINAS Y PRODUCTOS FARMACÉUTICOS                                       | 28,626.40                    | 72,000.00                 | 43,373.60           | 3,235.00            | 3,235.00        | 3,235.00         | 40,138.60                       |
| 2.5.3.1                   | MEDICINAS Y PRODUCTOS FARMACÉUTICOS                                       | 28,626.40                    | 72,000.00                 | 43,373.60           | 3,235.00            | 3,235.00        | 3,235.00         | 40,138.60                       |
| 2.5.4                     | MATERIALES, ACCES. Y SUMIN. MÉDICOS                                       | 10,521.60                    | 49,800.00                 | 39,278.40           | 14,442.00           | 14,442.00       | 14,442.00        | 24,836.40                       |
| 2.5.4.1                   | MATERIALES, ACCESORIOS Y SUMINISTROS MÉDICOS                              | 10,521.60                    | 49,800.00                 | 39,278.40           | 14,442.00           | 14,442.00       | 14,442.00        | 24,836.40                       |
| 2.6                       | COMBUSTIBLES, LUBRICANTES Y ADITIVOS                                      | 436,160.12                   | 1,136,640.00              | 700,479.88          | 265,207.62          | 265,207.62      | 265,207.62       | 435,272.26                      |
| 2.6.1                     | COMBUSTIBLES, LUBRICANTES Y ADITIVOS                                      | 436,160.12                   | 1,136,640.00              | 700,479.88          | 265,207.62          | 265,207.62      | 265,207.62       | 435,272.26                      |
| 2.6.1.1                   | COMBUSTIBLES, LUBRICANTES Y ADITIVOS                                      | 436,160.12                   | 1,136,640.00              | 700,479.88          | 265,207.62          | 265,207.62      | 265,207.62       | 435,272.26                      |



| Ejercicio del Presupuesto | Egreso Aprobado -1  | Ampliaciones/ Reducciones -2 | Egreso Modificado (3=1+2) | Egreso Comprometido | Egreso Devengado -4 | Egreso Ejercido     | Egreso Pagado -5    | Subejercicio III (6=3-4) III+ |
|---------------------------|---------------------|------------------------------|---------------------------|---------------------|---------------------|---------------------|---------------------|-------------------------------|
| 2.7                       |                     |                              |                           |                     |                     |                     |                     |                               |
| 2.7.1                     | 144,000.00          | 72,000.00                    | 72,000.00                 | -                   | -                   | -                   | -                   | 72,000.00                     |
| 2.7.1.1                   | 144,000.00          | 72,000.00                    | 72,000.00                 | -                   | -                   | -                   | -                   | 72,000.00                     |
| 2.8                       | 200,000.00          | 44,363.61                    | 155,636.39                | 27,658.76           | 27,658.76           | 27,658.76           | 27,658.76           | 72,000.00                     |
| 2.8.2                     | 200,000.00          | 60,000.00                    | 140,000.00                | 12,022.37           | 12,022.37           | 12,022.37           | 12,022.37           | 127,977.63                    |
| 2.8.2.1                   | 200,000.00          | 60,000.00                    | 140,000.00                | 12,022.37           | 12,022.37           | 12,022.37           | 12,022.37           | 127,977.63                    |
| 2.8.3                     | 200,000.00          | 15,636.39                    | 185,636.39                | 15,636.39           | 15,636.39           | 15,636.39           | 15,636.39           | 127,977.63                    |
| 2.8.3.1                   |                     | 15,636.39                    | 15,636.39                 | 15,636.39           | 15,636.39           | 15,636.39           | 15,636.39           | -                             |
| 2.9                       |                     |                              |                           |                     |                     |                     |                     |                               |
| 2.9.4                     | 121,442.58          | 121,442.58                   | 121,442.58                | 59,953.24           | 59,953.24           | 59,953.24           | 59,953.24           | 61,489.34                     |
| 2.9.4.1                   | 19,200.08           | 19,200.08                    | 19,200.08                 | 2,400.01            | 2,400.01            | 2,400.01            | 2,400.01            | 16,800.07                     |
|                           | 19,200.08           | 19,200.08                    | 19,200.08                 | 2,400.01            | 2,400.01            | 2,400.01            | 2,400.01            | 16,800.07                     |
| 2.9.6                     |                     |                              |                           |                     |                     |                     |                     |                               |
| 2.9.6.1                   | 102,242.50          | 102,242.50                   | 102,242.50                | 57,553.23           | 57,553.23           | 57,553.23           | 57,553.23           | 44,689.27                     |
|                           | 102,242.50          | 102,242.50                   | 102,242.50                | 57,553.23           | 57,553.23           | 57,553.23           | 57,553.23           | 44,689.27                     |
| <b>3</b>                  | <b>4,409,521.85</b> | <b>370,021.87</b>            | <b>4,039,499.98</b>       | <b>2,391,454.35</b> | <b>2,391,454.35</b> | <b>2,391,454.35</b> | <b>2,391,454.35</b> | <b>1,648,045.63</b>           |
| 3.1                       | 3,518,000.00        | 439,555.63                   | 3,078,444.37              | 1,906,359.41        | 1,906,359.41        | 1,906,359.41        | 1,906,359.41        | 1,172,034.96                  |
| 3.1.1                     | 3,500,000.00        | 439,550.63                   | 3,060,449.37              | 1,889,830.41        | 1,889,830.41        | 1,889,830.41        | 1,889,830.41        | 1,170,618.96                  |
| 3.1.1.1                   | 3,500,000.00        | 439,550.63                   | 3,060,449.37              | 1,889,830.41        | 1,889,830.41        | 1,889,830.41        | 1,889,830.41        | 1,170,618.96                  |
| 3.1.4                     | 18,000.00           | 5.00                         | 17,995.00                 | 10,729.00           | 10,729.00           | 10,729.00           | 10,729.00           | 7,266.00                      |
| 3.1.4.1                   | 18,000.00           | 5.00                         | 17,995.00                 | 10,729.00           | 10,729.00           | 10,729.00           | 10,729.00           | 7,266.00                      |
| 3.1.6                     |                     |                              |                           | 5,800.00            | 5,800.00            | 5,800.00            | 5,800.00            | 5,800.00                      |
| 3.1.6.1                   |                     |                              |                           | 5,800.00            | 5,800.00            | 5,800.00            | 5,800.00            | 5,800.00                      |
| 3.2                       |                     |                              |                           |                     |                     |                     |                     |                               |
| 3.2.3                     | 16,414.80           | 3,688.80                     | 19,103.60                 | 15,861.60           | 15,861.60           | 15,861.60           | 15,861.60           | 553.20                        |
| 3.2.3.1                   | 16,414.80           | 3,688.80                     | 19,103.60                 | 15,861.60           | 15,861.60           | 15,861.60           | 15,861.60           | 553.20                        |
| 3.2.3.2                   |                     |                              |                           |                     |                     |                     |                     |                               |
| 3.2.3.2.1                 |                     |                              |                           |                     |                     |                     |                     |                               |
| 3.2.3.2.2                 |                     |                              |                           |                     |                     |                     |                     |                               |
| 3.2.3.2.3                 |                     |                              |                           |                     |                     |                     |                     |                               |
| 3.2.3.2.4                 |                     |                              |                           |                     |                     |                     |                     |                               |
| 3.2.3.2.5                 |                     |                              |                           |                     |                     |                     |                     |                               |
| 3.2.3.2.6                 |                     |                              |                           |                     |                     |                     |                     |                               |
| 3.2.3.2.7                 |                     |                              |                           |                     |                     |                     |                     |                               |
| 3.2.3.2.8                 |                     |                              |                           |                     |                     |                     |                     |                               |
| 3.2.3.2.9                 |                     |                              |                           |                     |                     |                     |                     |                               |
| 3.2.3.2.10                |                     |                              |                           |                     |                     |                     |                     |                               |
| 3.2.3.2.11                |                     |                              |                           |                     |                     |                     |                     |                               |
| 3.2.3.2.12                |                     |                              |                           |                     |                     |                     |                     |                               |
| 3.2.3.2.13                |                     |                              |                           |                     |                     |                     |                     |                               |
| 3.2.3.2.14                |                     |                              |                           |                     |                     |                     |                     |                               |
| 3.2.3.2.15                |                     |                              |                           |                     |                     |                     |                     |                               |
| 3.2.3.2.16                |                     |                              |                           |                     |                     |                     |                     |                               |
| 3.2.3.2.17                |                     |                              |                           |                     |                     |                     |                     |                               |
| 3.2.3.2.18                |                     |                              |                           |                     |                     |                     |                     |                               |
| 3.2.3.2.19                |                     |                              |                           |                     |                     |                     |                     |                               |
| 3.2.3.2.20                |                     |                              |                           |                     |                     |                     |                     |                               |
| 3.2.3.2.21                |                     |                              |                           |                     |                     |                     |                     |                               |
| 3.2.3.2.22                |                     |                              |                           |                     |                     |                     |                     |                               |
| 3.2.3.2.23                |                     |                              |                           |                     |                     |                     |                     |                               |
| 3.2.3.2.24                |                     |                              |                           |                     |                     |                     |                     |                               |
| 3.2.3.2.25                |                     |                              |                           |                     |                     |                     |                     |                               |
| 3.2.3.2.26                |                     |                              |                           |                     |                     |                     |                     |                               |
| 3.2.3.2.27                |                     |                              |                           |                     |                     |                     |                     |                               |
| 3.2.3.2.28                |                     |                              |                           |                     |                     |                     |                     |                               |
| 3.2.3.2.29                |                     |                              |                           |                     |                     |                     |                     |                               |
| 3.2.3.2.30                |                     |                              |                           |                     |                     |                     |                     |                               |
| 3.2.3.2.31                |                     |                              |                           |                     |                     |                     |                     |                               |
| 3.2.3.2.32                |                     |                              |                           |                     |                     |                     |                     |                               |
| 3.2.3.2.33                |                     |                              |                           |                     |                     |                     |                     |                               |
| 3.2.3.2.34                |                     |                              |                           |                     |                     |                     |                     |                               |
| 3.2.3.2.35                |                     |                              |                           |                     |                     |                     |                     |                               |
| 3.2.3.2.36                |                     |                              |                           |                     |                     |                     |                     |                               |
| 3.2.3.2.37                |                     |                              |                           |                     |                     |                     |                     |                               |
| 3.2.3.2.38                |                     |                              |                           |                     |                     |                     |                     |                               |
| 3.2.3.2.39                |                     |                              |                           |                     |                     |                     |                     |                               |
| 3.2.3.2.40                |                     |                              |                           |                     |                     |                     |                     |                               |
| 3.2.3.2.41                |                     |                              |                           |                     |                     |                     |                     |                               |
| 3.2.3.2.42                |                     |                              |                           |                     |                     |                     |                     |                               |
| 3.2.3.2.43                |                     |                              |                           |                     |                     |                     |                     |                               |
| 3.2.3.2.44                |                     |                              |                           |                     |                     |                     |                     |                               |
| 3.2.3.2.45                |                     |                              |                           |                     |                     |                     |                     |                               |
| 3.2.3.2.46                |                     |                              |                           |                     |                     |                     |                     |                               |
| 3.2.3.2.47                |                     |                              |                           |                     |                     |                     |                     |                               |
| 3.2.3.2.48                |                     |                              |                           |                     |                     |                     |                     |                               |
| 3.2.3.2.49                |                     |                              |                           |                     |                     |                     |                     |                               |
| 3.2.3.2.50                |                     |                              |                           |                     |                     |                     |                     |                               |
| 3.2.3.2.51                |                     |                              |                           |                     |                     |                     |                     |                               |
| 3.2.3.2.52                |                     |                              |                           |                     |                     |                     |                     |                               |
| 3.2.3.2.53                |                     |                              |                           |                     |                     |                     |                     |                               |
| 3.2.3.2.54                |                     |                              |                           |                     |                     |                     |                     |                               |
| 3.2.3.2.55                |                     |                              |                           |                     |                     |                     |                     |                               |
| 3.2.3.2.56                |                     |                              |                           |                     |                     |                     |                     |                               |
| 3.2.3.2.57                |                     |                              |                           |                     |                     |                     |                     |                               |
| 3.2.3.2.58                |                     |                              |                           |                     |                     |                     |                     |                               |
| 3.2.3.2.59                |                     |                              |                           |                     |                     |                     |                     |                               |
| 3.2.3.2.60                |                     |                              |                           |                     |                     |                     |                     |                               |
| 3.2.3.2.61                |                     |                              |                           |                     |                     |                     |                     |                               |
| 3.2.3.2.62                |                     |                              |                           |                     |                     |                     |                     |                               |
| 3.2.3.2.63                |                     |                              |                           |                     |                     |                     |                     |                               |
| 3.2.3.2.64                |                     |                              |                           |                     |                     |                     |                     |                               |
| 3.2.3.2.65                |                     |                              |                           |                     |                     |                     |                     |                               |
| 3.2.3.2.66                |                     |                              |                           |                     |                     |                     |                     |                               |
| 3.2.3.2.67                |                     |                              |                           |                     |                     |                     |                     |                               |
| 3.2.3.2.68                |                     |                              |                           |                     |                     |                     |                     |                               |
| 3.2.3.2.69                |                     |                              |                           |                     |                     |                     |                     |                               |
| 3.2.3.2.70                |                     |                              |                           |                     |                     |                     |                     |                               |
| 3.2.3.2.71                |                     |                              |                           |                     |                     |                     |                     |                               |
| 3.2.3.2.72                |                     |                              |                           |                     |                     |                     |                     |                               |
| 3.2.3.2.73                |                     |                              |                           |                     |                     |                     |                     |                               |
| 3.2.3.2.74                |                     |                              |                           |                     |                     |                     |                     |                               |
| 3.2.3.2.75                |                     |                              |                           |                     |                     |                     |                     |                               |
| 3.2.3.2.76                |                     |                              |                           |                     |                     |                     |                     |                               |
| 3.2.3.2.77                |                     |                              |                           |                     |                     |                     |                     |                               |
| 3.2.3.2.78                |                     |                              |                           |                     |                     |                     |                     |                               |
| 3.2.3.2.79                |                     |                              |                           |                     |                     |                     |                     |                               |
| 3.2.3.2.80                |                     |                              |                           |                     |                     |                     |                     |                               |
| 3.2.3.2.81                |                     |                              |                           |                     |                     |                     |                     |                               |
| 3.2.3.2.82                |                     |                              |                           |                     |                     |                     |                     |                               |
| 3.2.3.2.83                |                     |                              |                           |                     |                     |                     |                     |                               |
| 3.2.3.2.84                |                     |                              |                           |                     |                     |                     |                     |                               |
| 3.2.3.2.85                |                     |                              |                           |                     |                     |                     |                     |                               |
| 3.2.3.2.86                |                     |                              |                           |                     |                     |                     |                     |                               |
| 3.2.3.2.87                |                     |                              |                           |                     |                     |                     |                     |                               |
| 3.2.3.2.88                |                     |                              |                           |                     |                     |                     |                     |                               |
| 3.2.3.2.89                |                     |                              |                           |                     |                     |                     |                     |                               |
| 3.2.3.2.90                |                     |                              |                           |                     |                     |                     |                     |                               |
| 3.2.3.2.91                |                     |                              |                           |                     |                     |                     |                     |                               |
| 3.2.3.2.92                |                     |                              |                           |                     |                     |                     |                     |                               |
| 3.2.3.2.93                |                     |                              |                           |                     |                     |                     |                     |                               |
| 3.2.3.2.94                |                     |                              |                           |                     |                     |                     |                     |                               |
| 3.2.3.2.95                |                     |                              |                           |                     |                     |                     |                     |                               |
| 3.2.3.2.96                |                     |                              |                           |                     |                     |                     |                     |                               |
| 3.2.3.2.97                |                     |                              |                           |                     |                     |                     |                     |                               |
| 3.2.3.2.98                |                     |                              |                           |                     |                     |                     |                     |                               |
| 3.2.3.2.99                |                     |                              |                           |                     |                     |                     |                     |                               |
| 3.2.3.2.100               |                     |                              |                           |                     |                     |                     |                     |                               |
| 3.2.3.2.101               |                     |                              |                           |                     |                     |                     |                     |                               |
| 3.2.3.2.102               |                     |                              |                           |                     |                     |                     |                     |                               |
| 3.2.3.2.103               |                     |                              |                           |                     |                     |                     |                     |                               |
| 3.2.3.2.104               |                     |                              |                           |                     |                     |                     |                     |                               |
| 3.2.3.2.105               |                     |                              |                           |                     |                     |                     |                     |                               |
| 3.2.3.2.106               |                     |                              |                           |                     |                     |                     |                     |                               |
| 3.2.3.2.107               |                     |                              |                           |                     |                     |                     |                     |                               |
| 3.2.3.2.108               |                     |                              |                           |                     |                     |                     |                     |                               |
| 3.2.3.2.109               |                     |                              |                           |                     |                     |                     |                     |                               |
| 3.2.3.2.110               |                     |                              |                           |                     |                     |                     |                     |                               |
| 3.2.3.2.111               |                     |                              |                           |                     |                     |                     |                     |                               |
| 3.2.3.2.112               |                     |                              |                           |                     |                     |                     |                     |                               |
| 3.2.3.2.113               |                     |                              |                           |                     |                     |                     |                     |                               |
| 3.2.3.2.114               |                     |                              |                           |                     |                     |                     |                     |                               |
| 3.2.3.2.115               |                     |                              |                           |                     |                     |                     |                     |                               |
| 3.2.3.2.116               |                     |                              |                           |                     |                     |                     |                     |                               |
| 3.2.3.2.117               |                     |                              |                           |                     |                     |                     |                     |                               |
| 3.2.3.2.118               |                     |                              |                           |                     |                     |                     |                     |                               |
| 3.2.3.2.119               |                     |                              |                           |                     |                     |                     |                     |                               |
| 3.2.3.2.120               |                     |                              |                           |                     |                     |                     |                     |                               |
| 3.2.3.2.121               |                     |                              |                           |                     |                     |                     |                     |                               |
| 3.2.3.2.122               |                     |                              |                           |                     |                     |                     |                     |                               |
| 3.2.3.2.123               |                     |                              |                           |                     |                     |                     |                     |                               |
| 3.2.3.2.124               |                     |                              |                           |                     |                     |                     |                     |                               |
| 3.2.3.2.125               |                     |                              |                           |                     |                     |                     |                     |                               |
| 3.2.3.2.126               |                     |                              |                           |                     |                     |                     |                     |                               |
| 3.2.3.2.127               |                     |                              |                           |                     |                     |                     |                     |                               |
| 3.2.3.2.128               |                     |                              |                           |                     |                     |                     |                     |                               |
| 3.2.3.2.129               |                     |                              |                           |                     |                     |                     |                     |                               |
| 3.2.3.2.130               |                     |                              |                           |                     |                     |                     |                     |                               |
| 3.2.3.2.131               |                     |                              |                           |                     |                     |                     |                     |                               |
| 3.2.3.2.132               |                     |                              |                           |                     |                     |                     |                     |                               |
| 3.2.3.2.133               |                     |                              |                           |                     |                     |                     |                     |                               |
| 3.2.3.2.134               |                     |                              |                           |                     |                     |                     |                     |                               |
| 3.2.3.2.135               |                     |                              |                           |                     |                     |                     |                     |                               |
| 3.2.3.2.136               |                     |                              |                           |                     |                     |                     |                     |                               |
| 3.2.3.2.137               |                     |                              |                           |                     |                     |                     |                     |                               |
| 3.2.3.2.138               |                     |                              |                           |                     |                     |                     |                     |                               |
| 3.2.3.2.139               |                     |                              |                           | </                  |                     |                     |                     |                               |



MUNICIPIO DE TLAHUELILPAN  
R.F.C. MTL850101A20  
ESTADO ANALÍTICO DEL EJERCICIO DEL PRESUPUESTO POR FUENTE DE FINANCIAMIENTO.  
DEL 1 AL 31 DE JULIO DE 2022.

| Ejercicio del Presupuesto | Egreso Aprobado<br>-1  | Ampliaciones/<br>Reducciones<br>-2 | Egreso Modificado<br>(3=1+2) | Egreso Comprometido | Egreso Devengado<br>-4 | Egreso Ejercido | Egreso Pagado<br>-5 | Subejercicio III<br>III+<br>(6=3-4) III+ |
|---------------------------|--|------------------------------------|------------------------------|---------------------|------------------------|-----------------|---------------------|--|
| 3.5                       | SERV.D/INST.REPAR.MANTTO Y CONSERVACIÓN                            | 128,166.81                         | 488,166.81                   | 200,801.17          | 200,801.17             | 200,801.17      | 200,801.17          | 287,365.64                               |
| 3.5.5                     | REPAR.Y MANTTO DE OPO.D/TRANSPORTE                                 | 128,166.81                         | 488,166.81                   | 200,801.17          | 200,801.17             | 200,801.17      | 200,801.17          | 287,365.64                               |
| 3.5.5.1                   | REPAR.Y MANTTO DE EQ.D/TRANSPORTE                                  | 128,166.81                         | 488,166.81                   | 200,801.17          | 200,801.17             | 200,801.17      | 200,801.17          | 287,365.64                               |
| 3.7                       | SERVICIOS DE TRASLADO Y VIÁTICOS                                   | -                                  | -                            | 13,095.17           | 13,095.17              | 13,095.17       | 13,095.17           | 13,095.17                                |
| 3.7.1                     | PASAJES AÉREOS   | -                                  | -                            | 6,818.17            | 6,818.17               | 6,818.17        | 6,818.17            | 6,818.17                                 |
| 3.7.1.1                   | PASAJES AÉREOS   | -                                  | -                            | 6,818.17            | 6,818.17               | 6,818.17        | 6,818.17            | 6,818.17                                 |
| 3.7.2                     | PASAJES TERRESTRES   | -                                  | -                            | 6,818.17            | 6,818.17               | 6,818.17        | 6,818.17            | 6,818.17                                 |
| 3.7.2.1                   | PASAJES TERRESTRES   | -                                  | -                            | 6,818.17            | 6,818.17               | 6,818.17        | 6,818.17            | 6,818.17                                 |
| 3.7.5                     | VIÁTICOS EN EL PAÍS  | -                                  | -                            | 277.00              | 277.00                 | 277.00          | 277.00              | 277.00                                   |
| 3.7.5.1                   | VIÁTICOS EN EL PAÍS  | -                                  | -                            | 277.00              | 277.00                 | 277.00          | 277.00              | 277.00                                   |
| 3.8                       | SERVICIOS OFICIALES  | -                                  | -                            | 6,000.00            | 6,000.00               | 6,000.00        | 6,000.00            | 6,000.00                                 |
| 3.8.2                     | GASTOS DE ORDEN SOCIAL Y CULTURAL                                  | -                                  | -                            | 6,000.00            | 6,000.00               | 6,000.00        | 6,000.00            | 6,000.00                                 |
| 3.8.2.1                   | GASTOS DE ORDEN SOCIAL Y CULTURAL                                  | -                                  | -                            | 1,276.00            | 1,276.00               | 1,276.00        | 1,276.00            | 1,276.00                                 |
| 3.9                       | OTROS SERVICIOS GENERALES  | -                                  | -                            | 1,276.00            | 1,276.00               | 1,276.00        | 1,276.00            | 1,276.00                                 |
| 3.9.2                     | IMPUESTOS Y DERECHOS   | 80,003.00                          | 427,403.00                   | 254,061.00          | 254,061.00             | 254,061.00      | 254,061.00          | 173,342.00                               |
| 3.9.2.1                   | IMPUESTOS Y DERECHOS, OTROS IMPUESTOS, TENENCIA, PLACAS, GASTOS DE | 80,003.00                          | 427,403.00                   | 254,061.00          | 254,061.00             | 254,061.00      | 254,061.00          | 173,342.00                               |
| 3.9.2.2                   | IMPUESTOS Y DERECHOS, OTROS IMPUESTO, TENENCIA, PLACAS, GASTOS DE  | -                                  | -                            | 254,061.00          | 254,061.00             | 254,061.00      | 254,061.00          | 427,403.00                               |
| 4                         | TRANSF.ASIG.SUBSIDIOS Y OTRAS AYUDAS                               | -                                  | 85,856.40                    | 50,082.90           | 50,082.90              | 50,082.90       | 50,082.90           | 35,773.50                                |
| 4.5                       | PENSIONES Y JUBILACIONES   | -                                  | 85,856.40                    | 50,082.90           | 50,082.90              | 50,082.90       | 50,082.90           | 35,773.50                                |
| 4.5.1                     | PENSIONES  | -                                  | 85,856.40                    | 50,082.90           | 50,082.90              | 50,082.90       | 50,082.90           | 35,773.50                                |
| 4.5.1.1                   | PENSIONES  | -                                  | 85,856.40                    | 50,082.90           | 50,082.90              | 50,082.90       | 50,082.90           | 35,773.50                                |
| 5                         | BIENES MUEBLES, INMUEBLES E INTANGIBLES                            | 195,615.53                         | 195,615.53                   | 50,082.90           | 50,082.90              | 50,082.90       | 50,082.90           | 35,773.50                                |
| 5.1                       | MOBILIARIO Y EQUIPO DE ADMINISTRACIÓN                              | 25,000.00                          | 25,000.00                    | -                   | -                      | -               | -                   | -  |
| 5.1.1                     | MUEBLES DE OFICINA Y ESTANTERÍA                                    | 25,000.00                          | 25,000.00                    | -                   | -                      | -               | -                   | -  |
| 5.1.1.1                   | MUEBLES DE OFICINA Y ESTANTERÍA                                    | 25,000.00                          | 25,000.00                    | -                   | -                      | -               | -                   | -  |
| 5.5                       | EQUIPO DE DEFENSA Y SEGURIDAD                                      | 170,615.53                         | 170,615.53                   | -                   | -                      | -               | -                   | -  |
| 5.5.1                     | EQUIPO DE DEFENSA Y SEGURIDAD                                      | 170,615.53                         | 170,615.53                   | -                   | -                      | -               | -                   | -  |
| 5.5.1.1                   | EQUIPO DE DEFENSA Y SEGURIDAD                                      | 170,615.53                         | 170,615.53                   | -                   | -                      | -               | -                   | -  |
| 6                         | INVERSIÓN PÚBLICA  | 1,373,425.63                       | 1,373,425.63                 | -                   | -                      | -               | -                   | 1,373,425.63                             |
| 6.1                       | OBRA PÚBLICA, BIENES DIDIOMINIO PÚBL.                              | 1,373,425.63                       | 1,373,425.63                 | -                   | -                      | -               | -                   | 1,373,425.63                             |
| 6.1.4                     | DIVISION D/TERR.Y CONST.D/OBRAS D/URBAN.                           | 1,373,425.63                       | 1,373,425.63                 | -                   | -                      | -               | -                   | 1,373,425.63                             |
| 6.1.4.2                   | CONST.OBRAS D/URBAN P/LA DOT.D/SERV.                               | 1,373,425.63                       | 1,373,425.63                 | -                   | -                      | -               | -                   | 1,373,425.63                             |
| 7                         | INVERSIONES FINANCIERAS Y OTRAS PROV.                              | -                                  | -                            | -                   | -                      | -               | -                   | -  |
| 8                         | PARTICIPACIONES Y APORTACIONES                                     | -                                  | -                            | -                   | -                      | -               | -                   | -  |
| 9                         | DEUDA PÚBLICA  | -                                  | -                            | -                   | -                      | -               | -                   | -  |
| 1                         | FOFYR  | 99,890.00                          | 1,578,210.00                 | 554,390.23          | 554,390.23             | 554,390.23      | 554,390.23          | 1,023,819.77                             |
|                           | SERVICIOS PERSONALES   | -                                  | -                            | -                   | -                      | -               | -                   | -  |





MUNICIPIO DE TLAHUELILPAN  
R.F.C. MTL850101A20  
ESTADO ANALÍTICO DEL EJERCICIO DEL PRESUPUESTO POR FUENTE DE FINANCIAMIENTO.  
DEL 1 AL 31 DE JULIO DE 2022.

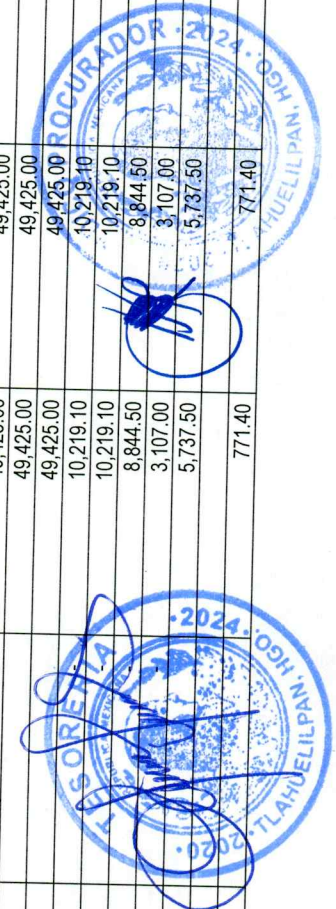
| Ejercicio del Presupuesto  | Egreso Aprobado -1 | Ampliaciones/Reducciones -2 | Egreso Modificado (3=1+2) | Egreso Comprometido | Egreso Devengado -4 | Egreso Ejercido   | Egreso Pagado -5  | Subejercicio III+ III+ (6=3-4) III+ |
|--|--------------------|-----------------------------|---------------------------|---------------------|---------------------|-------------------|-------------------|-------------------------------------|
| <b>2 MATERIALES Y SUMINISTROS</b>  | <b>815,000.00</b>  | <b>895.04</b>               | <b>815,895.04</b>         | <b>135,030.76</b>   | <b>135,030.76</b>   | <b>135,030.76</b> | <b>135,030.76</b> | <b>680,864.28</b>                   |
| 2.1 MATERIALES DE ADMINISTRACIÓN, EMISIÓN DE DOCUMENTOS Y ARTÍCULOS OFICIALES              | 350,000.00         | 0.04                        | 350,000.04                | 99,490.02           | 99,490.02           | 99,490.02         | 99,490.02         | 250,510.02                          |
| 2.1.1 MATERIALES, ÚTILES Y EQUIPOS MENORES DE OFICINA                                      | 170,000.00         | 0.04                        | 170,000.04                | 61,649.98           | 61,649.98           | 61,649.98         | 61,649.98         | 108,350.06                          |
| 2.1.1.1 MATERIALES ÚTILES Y EQUIPOS MENORES DE OFICINA                                     | 170,000.00         | 0.04                        | 170,000.04                | 57,827.27           | 57,827.27           | 57,827.27         | 57,827.27         | 112,172.77                          |
| 2.1.1.2 GASTOS DE OFICINA  |                    |                             |                           |                     |                     |                   |                   |                                     |
| 2.1.2 MATERIALES Y ÚTILES DIMPRES. Y REPROD.   |                    |                             |                           | 3,822.71            | 3,822.71            | 3,822.71          | 3,822.71          | 3,822.71                            |
| 2.1.2.1 MATERIALES Y ÚTILES DE IMPRESION Y REPRODUCCIÓN                                    |                    | 865.00                      | 865.00                    | 865.00              | 865.00              | 865.00            | 865.00            |                                     |
| 2.1.4 MAT.ÚTIL. Y EQPOS MEN. TECN.D/IL INF. Y COM.   | 80,000.00          |                             | 80,000.00                 | 16,975.04           | 16,975.04           | 16,975.04         | 16,975.04         | 63,024.96                           |
| 2.1.4.1 MAT. ÚTIL Y EQUIPOS MEN. TECN. D/IL INF. Y COM.                                    | 80,000.00          |                             | 80,000.00                 | 16,975.04           | 16,975.04           | 16,975.04         | 16,975.04         | 63,024.96                           |
| 2.1.6 MATERIAL DE LIMPIEZA   | 100,000.00         |                             | 99,135.00                 | 20,000.00           | 20,000.00           | 20,000.00         | 20,000.00         | 79,135.00                           |
| 2.1.6.1 MATERIAL DE LIMPIEZA   | 100,000.00         |                             | 99,135.00                 | 20,000.00           | 20,000.00           | 20,000.00         | 20,000.00         | 79,135.00                           |
| 2.2 ALIMENTOS Y UTENSILIOS   |                    |                             |                           | 1,642.99            | 1,642.99            | 1,642.99          | 1,642.99          |                                     |
| 2.2.1 PRODUCTOS ALIMENTICIOS PARA PERSONAS   |                    |                             |                           | 1,642.99            | 1,642.99            | 1,642.99          | 1,642.99          |                                     |
| 2.2.1.1 PRODUCTOS ALIMENTICIOS PARA PERSONAS   |                    |                             |                           | 1,642.99            | 1,642.99            | 1,642.99          | 1,642.99          |                                     |
| 2.4 MATERIALES Y ART.D/CONST.Y DE REPAR.   |                    |                             |                           | 6,646.00            | 6,646.00            | 6,646.00          | 6,646.00          |                                     |
| 2.4.9 OTROS MATERIALES Y ART.D/CONST.Y REPAR.  |                    |                             |                           | 6,646.00            | 6,646.00            | 6,646.00          | 6,646.00          |                                     |
| 2.4.9.1 OTROS MATERIALES Y ARTICULOS DE CONSTRUCCIÓN Y REPARACIÓN                          |                    |                             |                           | 6,646.00            | 6,646.00            | 6,646.00          | 6,646.00          |                                     |
| 2.5 PRODUCTOS QUIM. FARMAC.Y DE LABORATORIO  | 50,000.00          |                             | 50,000.00                 |                     |                     |                   |                   |                                     |
| 2.5.4 MATERIALES, ACCES. Y SUMIN. MÉDICOS  | 50,000.00          |                             | 50,000.00                 |                     |                     |                   |                   |                                     |
| 2.5.4.1 MATERIALES, ACCESORIOS Y SUMINISTROS MÉDICOS                                       | 50,000.00          |                             | 50,000.00                 |                     |                     |                   |                   |                                     |
| 2.7 VEST.BLANCOS, PREND.D/PROT.Y ART.DEP.  | 200,000.00         |                             | 200,000.00                | 1,157.10            | 1,157.10            | 1,157.10          | 1,157.10          |                                     |
| 2.7.2 PRENDAS DE SEG. Y PROT. PERSONAL   | 200,000.00         |                             | 200,000.00                |                     |                     |                   |                   |                                     |
| 2.7.2.1 PRENDAS DE SEG. Y PROTECCION DEL PERSONAL  | 200,000.00         |                             | 200,000.00                |                     |                     |                   |                   |                                     |
| 2.7.3 ARTÍCULOS DEPORTIVOS   |                    |                             |                           | 1,157.10            | 1,157.10            | 1,157.10          | 1,157.10          |                                     |
| 2.7.3.1 ARTÍCULOS DEPORTIVOS   |                    |                             |                           | 1,157.10            | 1,157.10            | 1,157.10          | 1,157.10          |                                     |
| 2.9 HERRAMIENTAS, REFACC.Y ACCES MENORES   | 215,000.00         | 895.00                      | 215,895.00                | 26,094.65           | 26,094.65           | 26,094.65         | 26,094.65         | 189,800.35                          |
| 2.9.1 HERRAMIENTAS MENORES   | 100,000.00         |                             | 100,000.00                | 18,497.64           | 18,497.64           | 18,497.64         | 18,497.64         | 81,502.36                           |
| 2.9.1.1 HERRAMIENTAS MENORES   | 100,000.00         |                             | 100,000.00                | 18,497.64           | 18,497.64           | 18,497.64         | 18,497.64         | 81,502.36                           |
| 2.9.4 REF.Y ACC.MEN.EQO D/COMP.Y-TEC. D/INF.   | 15,000.00          | 895.00                      | 15,895.00                 | 7,597.01            | 7,597.01            | 7,597.01          | 7,597.01          | 8,297.99                            |
| 2.9.4.1 REFACCIONES Y ACCESORIOS MENORES EQUIPO DE CÓMPUTO Y TECNOLOGÍAS DE LA INFORMACIÓN | 15,000.00          | 895.00                      | 15,895.00                 | 7,597.01            | 7,597.01            | 7,597.01          | 7,597.01          | 8,297.99                            |





MUNICIPIO DE TLAHUELILPAN  
R.F.C. MTL850101A20  
ESTADO ANALITICO DEL EJERCICIO DEL PRESUPUESTO POR FUENTE DE FINANCIAMIENTO.  
DEL 1 AL 31 DE JULIO DE 2022.

| Ejercicio del Presupuesto | Egreso Aprobado -1 | Ampliaciones/ Reducciones -2 | Egreso Modificado (3=1+2) | Egreso Comprometido | Egreso Devengado -4 | Egreso Ejercido | Egreso Pagado -5 | Subejercicio III+ (6=3-4) III+ |
|---------------------------|--------------------|------------------------------|---------------------------|---------------------|---------------------|-----------------|------------------|--------------------------------|
| 2.9.7                     | 100,000.00         | -                            | 100,000.00                | -                   | -                   | -               | -                | 100,000.00                     |
| 2.9.7.1                   | 100,000.00         | -                            | 100,000.00                | -                   | -                   | -               | -                | 100,000.00                     |
| 3                         | 497,000.00         | 108,253.26                   | 605,253.26                | 392,935.37          | 392,935.37          | 392,935.37      | 392,935.37       | 212,317.89                     |
| 3.2                       | 84,000.00          | 70,110.95                    | 154,110.95                | 96,509.37           | 96,509.37           | 96,509.37       | 96,509.37        | 57,601.58                      |
| 3.2.3                     | 84,000.00          | 43,060.52                    | 40,939.48                 | 96,509.37           | 96,509.37           | 96,509.37       | 96,509.37        | 55,569.89                      |
| 3.2.3.1                   | 84,000.00          | 43,060.52                    | 40,939.48                 | 96,509.37           | 96,509.37           | 96,509.37       | 96,509.37        | 55,569.89                      |
| 3.2.9                     | -                  | -                            | -                         | -                   | -                   | -               | -                | -                              |
| 3.2.9.1                   | 113,171.47         | 113,171.47                   | 113,171.47                | -                   | -                   | -               | -                | 113,171.47                     |
| 3.3                       | 183,000.00         | 113,171.47                   | 113,171.47                | -                   | -                   | -               | -                | 113,171.47                     |
| 3.3.3                     | 10,000.00          | 19,083.31                    | 202,083.31                | 121,800.00          | 121,800.00          | 121,800.00      | 121,800.00       | 80,283.31                      |
| 3.3.3.1                   | 10,000.00          | 0.04                         | 9,999.96                  | -                   | -                   | -               | -                | 9,999.96                       |
| 3.3.6                     | 10,000.00          | 0.04                         | 9,999.96                  | -                   | -                   | -               | -                | 9,999.96                       |
| 3.3.6.1                   | 10,000.00          | -                            | 10,000.00                 | -                   | -                   | -               | -                | 10,000.00                      |
| 3.3.9                     | 163,000.00         | 19,083.35                    | 182,083.35                | 121,800.00          | 121,800.00          | 121,800.00      | 121,800.00       | 10,000.00                      |
| 3.3.9.1                   | 163,000.00         | 19,083.35                    | 182,083.35                | 121,800.00          | 121,800.00          | 121,800.00      | 121,800.00       | 10,000.00                      |
| 3.5                       | 65,000.00          | -                            | 65,000.00                 | 4,350.00            | 4,350.00            | 4,350.00        | 4,350.00         | 60,650.00                      |
| 3.5.2                     | 40,000.00          | -                            | 40,000.00                 | 3,500.00            | 3,500.00            | 3,500.00        | 3,500.00         | 36,500.00                      |
| 3.5.2.1                   | 40,000.00          | -                            | 40,000.00                 | 3,500.00            | 3,500.00            | 3,500.00        | 3,500.00         | 36,500.00                      |
| 3.5.3                     | 25,000.00          | -                            | 25,000.00                 | 850.00              | 850.00              | 850.00          | 850.00           | 24,150.00                      |
| 3.5.3.1                   | 25,000.00          | -                            | 25,000.00                 | 850.00              | 850.00              | 850.00          | 850.00           | 24,150.00                      |
| 3.6                       | 165,000.00         | 19,059.00                    | 184,059.00                | 120,851.00          | 120,851.00          | 120,851.00      | 120,851.00       | 63,208.00                      |
| 3.6.1                     | 150,000.00         | 17,319.00                    | 167,319.00                | 120,851.00          | 120,851.00          | 120,851.00      | 120,851.00       | 46,468.00                      |
| 3.6.1.1                   | 150,000.00         | 17,319.00                    | 167,319.00                | 120,851.00          | 120,851.00          | 120,851.00      | 120,851.00       | 46,468.00                      |
| 3.6.2                     | 15,000.00          | -                            | 15,000.00                 | -                   | -                   | -               | -                | 15,000.00                      |
| 3.6.2.1                   | 15,000.00          | -                            | 15,000.00                 | -                   | -                   | -               | -                | 15,000.00                      |
| 3.6.6                     | 1,740.00           | 1,740.00                     | 1,740.00                  | -                   | -                   | -               | -                | 1,740.00                       |
| 3.6.6.1                   | 1,740.00           | 1,740.00                     | 1,740.00                  | -                   | -                   | -               | -                | 1,740.00                       |
| 3.8                       | -                  | -                            | -                         | 49,425.00           | 49,425.00           | 49,425.00       | 49,425.00        | 49,425.00                      |
| 3.8.2                     | -                  | -                            | -                         | 49,425.00           | 49,425.00           | 49,425.00       | 49,425.00        | 49,425.00                      |
| 3.8.2.1                   | -                  | -                            | -                         | 49,425.00           | 49,425.00           | 49,425.00       | 49,425.00        | 49,425.00                      |
| 4                         | -                  | -                            | -                         | 10,219.10           | 10,219.10           | 10,219.10       | 10,219.10        | 10,219.10                      |
| 4.4                       | -                  | -                            | -                         | 10,219.10           | 10,219.10           | 10,219.10       | 10,219.10        | 10,219.10                      |
| 4.4.1                     | -                  | -                            | -                         | 8,844.50            | 8,844.50            | 8,844.50        | 8,844.50         | 8,844.50                       |
| 4.4.1.1                   | -                  | -                            | -                         | 3,107.00            | 3,107.00            | 3,107.00        | 3,107.00         | 3,107.00                       |
| 4.4.1.2                   | -                  | -                            | -                         | 5,737.50            | 5,737.50            | 5,737.50        | 5,737.50         | 5,737.50                       |
| 4.4.3                     | -                  | -                            | -                         | 771.40              | 771.40              | 771.40          | 771.40           | 771.40                         |
| 4.4.3.1                   | -                  | -                            | -                         | 771.40              | 771.40              | 771.40          | 771.40           | 771.40                         |





MUNICIPIO DE TLAHUELIPAN  
R.F.C. MTL850101A20  
ESTADO ANALÍTICO DEL EJERCICIO DEL PRESUPUESTO POR FUENTE DE FINANCIAMIENTO.  
DEL 1 AL 31 DE JULIO DE 2022.

|         | Ejercicio del Presupuesto   | Egreso Aprobado<br>-1 | Ampliaciones/<br>Reducciones<br>-2 | Egreso Modificado<br>(3=1+2) | Egreso Comprometido | Egreso Devengado<br>-4 | Egreso Ejercido | Egreso Pagado<br>-5 | Subejercicio III<br>III+<br>(6=3-4) III+ |
|---------|---|-----------------------|------------------------------------|------------------------------|---------------------|------------------------|-----------------|---------------------|--|
| 4.4.5   | AYUDAS SOC.A INSTIT.SFINES DE LUCRO                                       |                       |                                    | 771.40                       | 771.40              | 771.40                 | 771.40          | 771.40              | 771.40                                   |
| 4.4.5.1 | AYUDAS SOC.A INSTIT.SFINES DE LUCRO                                       |                       |                                    | 603.20                       | 603.20              | 603.20                 | 603.20          | 603.20              | 603.20                                   |
| 5       | BIENES MUEBLES, INMUEBLES E INTANGIBLES                                   | 167,320.00            | 10,258.30                          | 157,061.70                   | 16,205.00           | 16,205.00              | 16,205.00       | 16,205.00           | 140,856.70                               |
| 5.1     | MOBILIARIO Y EQUIPO DE ADMINISTRACIÓN                                     | 117,700.00            | -                                  | 117,700.00                   | 16,205.00           | 16,205.00              | 16,205.00       | 16,205.00           | 101,495.00                               |
| 5.1.1   | MUEBLES DE OFICINA Y ESTANTERÍA   | 49,700.00             | -                                  | 49,700.00                    | -                   | -                      | -               | -                   | 49,700.00                                |
| 5.1.1.1 | MUEBLES DE OFICINA Y ESTANTERÍA   | 49,700.00             | -                                  | 49,700.00                    | -                   | -                      | -               | -                   | 49,700.00                                |
| 5.1.5   | EQUIPO DE COMP.Y D/TECN.D/LA INFORMACIÓN                                  | 68,000.00             | -                                  | 68,000.00                    | 16,205.00           | 16,205.00              | 16,205.00       | 16,205.00           | 51,795.00                                |
| 5.1.5.1 | EQUIPO DE COMP.Y D/TECN.D/LA INFORMACIÓN                                  | 68,000.00             | -                                  | 68,000.00                    | 16,205.00           | 16,205.00              | 16,205.00       | 16,205.00           | 51,795.00                                |
| 5.5     | EQUIPO DE DEFENSA Y SEGURIDAD   | 25,000.00             | -                                  | 25,000.00                    | -                   | -                      | -               | -                   | 25,000.00                                |
| 5.5.1   | EQUIPO DE DEFENSA Y SEGURIDAD   | 25,000.00             | -                                  | 25,000.00                    | -                   | -                      | -               | -                   | 25,000.00                                |
| 5.5.1.1 | EQUIPO DE DEFENSA Y SEGURIDAD   | 25,000.00             | -                                  | 25,000.00                    | -                   | -                      | -               | -                   | 25,000.00                                |
| 5.6     | MAQUINARIA, OTROS EQUIPOS Y HERRAMIENTAS                                  | 24,620.00             | 10,258.30                          | 14,361.70                    | -                   | -                      | -               | -                   | 14,361.70                                |
| 5.6.7   | HERRAMIENTAS Y MÁQUINAS-HERRAMIENTA                                       | 24,620.00             | 10,258.30                          | 14,361.70                    | -                   | -                      | -               | -                   | 14,361.70                                |
| 5.6.7.1 | HERRAMIENTAS Y MÁQUINAS - HERRAMIENTA                                     | 24,620.00             | 10,258.30                          | 14,361.70                    | -                   | -                      | -               | -                   | 14,361.70                                |
| 6       | INVERSIÓN PÚBLICA   | -                     | -                                  | -                            | -                   | -                      | -               | -                   | -  |
| 7       | INVERSIONES FINANCIERAS Y OTRAS PROV.                                     | -                     | -                                  | -                            | -                   | -                      | -               | -                   | -  |
| 8       | PARTICIPACIONES Y APORTACIONES  | -                     | -                                  | -                            | -                   | -                      | -               | -                   | -  |
| 9       | DEUDA PÚBLICA   | -                     | -                                  | -                            | -                   | -                      | -               | -                   | -  |
| ISR     |   | 668,586.36            | 400,986.24                         | 1,069,572.60                 | 790,859.34          | 790,859.34             | 790,859.34      | 623,764.21          | 278,713.26                               |
| 1       | SERVICIOS PERSONALES  |                       |                                    |                              |                     |                        |                 |                     |  |
| 2       | MATERIALES Y SUMINISTROS  | 51,000.00             | 28,785.27                          | 22,214.73                    | 3,400.01            | 3,400.01               | 3,400.01        | 3,400.01            | 18,814.72                                |
| 2.1     | MATERIALES DE ADMINISTRACIÓN, EMISIÓN DE DOCUMENTOS Y ARTÍCULOS OFICIALES | 14,000.00             | 8,214.73                           | 22,214.73                    | 3,400.01            | 3,400.01               | 3,400.01        | 3,400.01            | 18,814.72                                |
| 2.1.1   | MATERIALES, ÚTILES Y EQUIPOS MENORES DE OFICINA                           | 2,000.00              | 2,000.00                           | -                            | -                   | -                      | -               | -                   | -  |
| 2.1.1.1 | MATERIALES ÚTILES Y EQUIPOS MENORES DE OFICINA                            | 2,000.00              | 2,000.00                           | -                            | -                   | -                      | -               | -                   | -  |
| 2.1.4   | MAT.ÚTIL Y EOPOS MEN.TECN.D/L INF.Y COM.                                  | 2,000.00              | 2,000.00                           | -                            | -                   | -                      | -               | -                   | -  |
| 2.1.4.1 | MAT. ÚTIL Y EQUIPOS MEN. TECN. D/L INF. Y COM.                            | 2,000.00              | 2,000.00                           | -                            | -                   | -                      | -               | -                   | -  |
| 2.1.6   | MATERIAL DE LIMPIEZA  | 10,000.00             | 12,214.73                          | 22,214.73                    | 3,400.01            | 3,400.01               | 3,400.01        | 3,400.01            | 18,814.72                                |
| 2.1.6.1 | MATERIAL DE LIMPIEZA  | 10,000.00             | 12,214.73                          | 22,214.73                    | 3,400.01            | 3,400.01               | 3,400.01        | 3,400.01            | 18,814.72                                |
| 2.4     | MATERIALES Y ART.D/CONST.Y DE REPAR.                                      | 15,000.00             | 15,000.00                          | -                            | -                   | -                      | -               | -                   | -  |
| 2.4.3   | CAL. YESO Y PRODUCTOS DE YESO   | 15,000.00             | 15,000.00                          | -                            | -                   | -                      | -               | -                   | -  |
| 2.4.3.1 | CAL. YESO Y PRODUCTOS DE YESO   | 15,000.00             | 15,000.00                          | -                            | -                   | -                      | -               | -                   | -  |
| 2.5     | PRODUCTOS QUÍM. FARMAC.Y DE LABORATORIO                                   | 9,000.00              | 9,000.00                           | -                            | -                   | -                      | -               | -                   | -  |
| 2.5.4   | MATERIALES, ACCES. Y SUMIN. MÉDICOS                                       | 9,000.00              | 9,000.00                           | -                            | -                   | -                      | -               | -                   | -  |
| 2.5.4.1 | MATERIALES, ACCESORIOS Y SUMINISTROS MÉDICOS                              | 9,000.00              | 9,000.00                           | -                            | -                   | -                      | -               | -                   | -  |





MUNICIPIO DE TLAHUELILPAN  
R.F.C. MTL850101A20  
ESTADO ANALÍTICO DEL EJERCICIO DEL PRESUPUESTO POR FUENTE DE FINANCIAMIENTO.  
DEL 1 AL 31 DE JULIO DE 2022.

| Ejercicio del Presupuesto | Egreso Aprobado<br>-1   | Ampliaciones/<br>Reducciones<br>-2 | Egreso Modificado<br>(3-1+2) | Egreso Comprometido | Egreso Devengado<br>-4 | Egreso Ejercido   | Egreso Pagado<br>-5 | Subejercicio III<br>III+<br>(6-3-4) III+ |
|---------------------------|---|------------------------------------|------------------------------|---------------------|------------------------|-------------------|---------------------|--|
| 2.6                       | 9,000.00  | -                                  | -                            | -                   | -                      | -                 | -                   | -  |
| 2.6.1                     | 9,000.00  | -                                  | -                            | -                   | -                      | -                 | -                   | -  |
| 2.6.1.1                   | 9,000.00  | -                                  | -                            | -                   | -                      | -                 | -                   | -  |
| 2.9                       | 4,000.00  | -                                  | -                            | -                   | -                      | -                 | -                   | -  |
| 2.9.9                     | 4,000.00  | -                                  | -                            | -                   | -                      | -                 | -                   | -  |
| 2.9.9.1                   | 4,000.00  | -                                  | -                            | -                   | -                      | -                 | -                   | -  |
| BIENES MUEBLES            | -   | -                                  | -                            | -                   | -                      | -                 | -                   | -  |
| <b>3</b>                  | <b>50,000.00</b>  | <b>20,629.28</b>                   | <b>29,370.72</b>             | <b>45,182.00</b>    | <b>45,182.00</b>       | <b>45,182.00</b>  | <b>45,182.00</b>    | <b>15,811.28</b>                         |
| 3.2                       |   |                                    |                              | 6,496.00            | 6,496.00               | 6,496.00          | 6,496.00            | 6,496.00                                 |
| 3.2.9                     |   |                                    |                              | 6,496.00            | 6,496.00               | 6,496.00          | 6,496.00            | 6,496.00                                 |
| 3.2.9.1                   |   |                                    |                              | 6,496.00            | 6,496.00               | 6,496.00          | 6,496.00            | 6,496.00                                 |
| 3.3                       | 5,000.00  | -                                  | -                            | -                   | -                      | -                 | -                   | -  |
| 3.3.8                     | 5,000.00  | -                                  | -                            | -                   | -                      | -                 | -                   | -  |
| 3.3.8.1                   | 5,000.00  | -                                  | -                            | -                   | -                      | -                 | -                   | -  |
| 3.5                       | 40,000.00   | -                                  | -                            | 26,274.00           | 26,274.00              | 26,274.00         | 26,274.00           | 26,274.00                                |
| 3.5.5                     | 40,000.00   | -                                  | -                            | 40,000.00           | 40,000.00              | 40,000.00         | 40,000.00           | 40,000.00                                |
| 3.5.5.1                   | 40,000.00   | -                                  | -                            | 40,000.00           | 40,000.00              | 40,000.00         | 40,000.00           | 40,000.00                                |
| 3.8                       | 5,000.00  | -                                  | -                            | 24,370.72           | 24,370.72              | 24,370.72         | 24,370.72           | 24,370.72                                |
| 3.8.2                     | 5,000.00  | -                                  | -                            | 24,370.72           | 24,370.72              | 24,370.72         | 24,370.72           | 24,370.72                                |
| 3.8.2.1                   | 5,000.00  | -                                  | -                            | 24,370.72           | 24,370.72              | 24,370.72         | 24,370.72           | 24,370.72                                |
| <b>4</b>                  | <b>15,000.00</b>  | <b>15,000.00</b>                   | <b>-</b>                     | <b>-</b>            | <b>12,412.00</b>       | <b>12,412.00</b>  | <b>12,412.00</b>    | <b>16,958.72</b>                         |
| 4.4                       | 15,000.00   | -                                  | -                            | -                   | -                      | -                 | -                   | -  |
| 4.4.1                     | 15,000.00   | -                                  | -                            | -                   | -                      | -                 | -                   | -  |
| 4.4.1.1                   | 15,000.00   | -                                  | -                            | -                   | -                      | -                 | -                   | -  |
| <b>6</b>                  | <b>552,586.36</b>   | <b>465,400.79</b>                  | <b>1,017,987.15</b>          | <b>742,277.33</b>   | <b>742,277.33</b>      | <b>742,277.33</b> | <b>575,182.20</b>   | <b>275,709.82</b>                        |
| 6.1                       | 552,586.36  | -                                  | -                            | 742,277.33          | 742,277.33             | 742,277.33        | 575,182.20          | 275,709.82                               |
| 6.1.4                     | 552,586.36  | -                                  | -                            | 742,277.33          | 742,277.33             | 742,277.33        | 575,182.20          | 275,709.82                               |
| 6.1.4.1                   | 552,586.36  | -                                  | -                            | 742,277.33          | 742,277.33             | 742,277.33        | 575,182.20          | 275,709.82                               |
| 6.1.4.2                   | -   | -                                  | -                            | -                   | -                      | -                 | -                   | 1,017,987.15                             |
| <b>7</b>                  | <b>-</b>  | <b>-</b>                           | <b>-</b>                     | <b>742,277.33</b>   | <b>742,277.33</b>      | <b>742,277.33</b> | <b>742,277.33</b>   | <b>742,277.33</b>                        |
| <b>8</b>                  | <b>-</b>  | <b>-</b>                           | <b>-</b>                     | <b>-</b>            | <b>-</b>               | <b>-</b>          | <b>-</b>            | <b>-</b>                                 |
| <b>9</b>                  | <b>-</b>  | <b>-</b>                           | <b>-</b>                     | <b>-</b>            | <b>-</b>               | <b>-</b>          | <b>-</b>            | <b>-</b>                                 |
| <b>FEIEFF</b>             | <b>67,682.05</b>  | <b>-</b>                           | <b>67,682.05</b>             | <b>19,341.00</b>    | <b>19,341.00</b>       | <b>19,341.00</b>  | <b>19,341.00</b>    | <b>48,341.05</b>                         |
| <b>1</b>                  | <b>SERVICIOS PERSONALES</b>   | <b>-</b>                           | <b>-</b>                     | <b>8,911.00</b>     | <b>8,911.00</b>        | <b>8,911.00</b>   | <b>8,911.00</b>     | <b>43,771.05</b>                         |
| <b>2</b>                  | <b>MATERIALES Y SUMINISTROS</b>   | <b>-</b>                           | <b>52,682.05</b>             | <b>8,911.00</b>     | <b>8,911.00</b>        | <b>8,911.00</b>   | <b>8,911.00</b>     | <b>2,228.95</b>                          |
| 2.1                       | MATERIALES DE ADMINISTRACIÓN, EMISIÓN DE DOCUMENTOS Y ARTÍCULOS OFICIALES | -                                  | 6,682.05                     | 8,911.00            | 8,911.00               | 8,911.00          | 8,911.00            | 2,228.95                                 |
| 2.1.4                     | MAT. ÚTIL. Y EQOS MEN. TECN. DIL. INF. Y COM.                             | -                                  | 4,200.00                     | 6,425.00            | 6,425.00               | 6,425.00          | 6,425.00            | 2,225.00                                 |
| 2.1.4.1                   | MAT. ÚTIL. Y EQUIPOS MEN. TECN. DIL. INF. Y COM.                          | -                                  | 4,200.00                     | 6,425.00            | 6,425.00               | 6,425.00          | 6,425.00            | 2,225.00                                 |





MUNICIPIO DE TLAHUELILPAN  
R.F.C. MTL850101A20  
ESTADO ANALÍTICO DEL EJERCICIO DEL PRESUPUESTO POR FUENTE DE FINANCIAMIENTO.  
DEL 1 AL 31 DE JULIO DE 2022.

| Ejercicio del Presupuesto | Egreso Aprobado -1 | Ampliaciones/Reducciones -2 | Egreso Modificado (3=1+2) | Egreso Comprometido | Egreso Devengado -4 | Egreso Ejercido   | Egreso Pagado -5  | Subejercicio III+ (6=3-4) III+ - |
|---------------------------|--------------------|-----------------------------|---------------------------|---------------------|---------------------|-------------------|-------------------|----------------------------------|
| 2.1.6                     | 2,482.05           | -                           | 2,482.05                  | 2,486.00            | 2,486.00            | 2,486.00          | 2,486.00          | 3.95                             |
| 2.1.6.1                   | 2,482.05           | -                           | 2,482.05                  | 2,486.00            | 2,486.00            | 2,486.00          | 2,486.00          | 3.95                             |
| 2.6                       | 46,000.00          | -                           | 46,000.00                 | -                   | -                   | -                 | -                 | 46,000.00                        |
| 2.6.1                     | 46,000.00          | -                           | 46,000.00                 | -                   | -                   | -                 | -                 | 46,000.00                        |
| 2.6.1.1                   | 46,000.00          | -                           | 46,000.00                 | -                   | -                   | -                 | -                 | 46,000.00                        |
| 4                         | 15,000.00          | -                           | 15,000.00                 | 10,430.00           | 10,430.00           | 10,430.00         | 10,430.00         | 46,000.00                        |
| 4.4                       | 15,000.00          | -                           | 15,000.00                 | 10,430.00           | 10,430.00           | 10,430.00         | 10,430.00         | 46,000.00                        |
| 4.4.1                     | 15,000.00          | -                           | 15,000.00                 | 10,430.00           | 10,430.00           | 10,430.00         | 10,430.00         | 46,000.00                        |
| 4.4.1.1                   | 15,000.00          | -                           | 15,000.00                 | 2,500.00            | 2,500.00            | 2,500.00          | 2,500.00          | 4,570.00                         |
| 4.4.3                     | 15,000.00          | -                           | 15,000.00                 | 2,500.00            | 2,500.00            | 2,500.00          | 2,500.00          | 12,500.00                        |
| 4.4.3.1                   | 15,000.00          | -                           | 15,000.00                 | 7,930.00            | 7,930.00            | 7,930.00          | 7,930.00          | 12,500.00                        |
| 5                         | -                  | -                           | -                         | 7,930.00            | 7,930.00            | 7,930.00          | 7,930.00          | 7,930.00                         |
| 5                         | -                  | -                           | -                         | 7,930.00            | 7,930.00            | 7,930.00          | 7,930.00          | 7,930.00                         |
| 6                         | -                  | -                           | -                         | -                   | -                   | -                 | -                 | -                                |
| 6                         | -                  | -                           | -                         | -                   | -                   | -                 | -                 | -                                |
| 7                         | -                  | -                           | -                         | -                   | -                   | -                 | -                 | -                                |
| 7                         | -                  | -                           | -                         | -                   | -                   | -                 | -                 | -                                |
| 8                         | -                  | -                           | -                         | -                   | -                   | -                 | -                 | -                                |
| 8                         | -                  | -                           | -                         | -                   | -                   | -                 | -                 | -                                |
| 9                         | -                  | -                           | -                         | -                   | -                   | -                 | -                 | -                                |
| 9                         | -                  | -                           | -                         | -                   | -                   | -                 | -                 | -                                |
| <b>IEPS GASOLINA</b>      | <b>668,531.00</b>  | <b>28,935.00</b>            | <b>697,466.00</b>         | <b>152,149.00</b>   | <b>152,149.00</b>   | <b>152,149.00</b> | <b>152,149.00</b> | <b>545,317.00</b>                |
| 1                         | 668,531.00         | 28,935.00                   | 697,466.00                | 152,149.00          | 152,149.00          | 152,149.00        | 152,149.00        | 545,317.00                       |
| 2                         | 668,531.00         | 28,935.00                   | 697,466.00                | 152,149.00          | 152,149.00          | 152,149.00        | 152,149.00        | 545,317.00                       |
| 3                         | 668,531.00         | 28,935.00                   | 697,466.00                | 152,149.00          | 152,149.00          | 152,149.00        | 152,149.00        | 545,317.00                       |
| 3.1                       | 668,531.00         | 28,935.00                   | 697,466.00                | 152,149.00          | 152,149.00          | 152,149.00        | 152,149.00        | 545,317.00                       |
| 3.1.1                     | 668,531.00         | 28,935.00                   | 697,466.00                | 152,149.00          | 152,149.00          | 152,149.00        | 152,149.00        | 545,317.00                       |
| 3.1.1.1                   | 668,531.00         | 28,935.00                   | 697,466.00                | 152,149.00          | 152,149.00          | 152,149.00        | 152,149.00        | 545,317.00                       |
| 4                         | 668,531.00         | 28,935.00                   | 697,466.00                | 152,149.00          | 152,149.00          | 152,149.00        | 152,149.00        | 545,317.00                       |
| 5                         | 668,531.00         | 28,935.00                   | 697,466.00                | 152,149.00          | 152,149.00          | 152,149.00        | 152,149.00        | 545,317.00                       |
| 6                         | 668,531.00         | 28,935.00                   | 697,466.00                | 152,149.00          | 152,149.00          | 152,149.00        | 152,149.00        | 545,317.00                       |
| 7                         | 668,531.00         | 28,935.00                   | 697,466.00                | 152,149.00          | 152,149.00          | 152,149.00        | 152,149.00        | 545,317.00                       |
| 8                         | 668,531.00         | 28,935.00                   | 697,466.00                | 152,149.00          | 152,149.00          | 152,149.00        | 152,149.00        | 545,317.00                       |
| 9                         | 668,531.00         | 28,935.00                   | 697,466.00                | 152,149.00          | 152,149.00          | 152,149.00        | 152,149.00        | 545,317.00                       |
| <b>IEPS TABACOS</b>       | <b>293,076.00</b>  | <b>11,615.00</b>            | <b>304,691.00</b>         | <b>171,152.00</b>   | <b>171,152.00</b>   | <b>171,152.00</b> | <b>171,152.00</b> | <b>133,539.00</b>                |
| 1                         | 293,076.00         | 11,615.00                   | 304,691.00                | 171,152.00          | 171,152.00          | 171,152.00        | 171,152.00        | 133,539.00                       |
| 2                         | 293,076.00         | 11,615.00                   | 304,691.00                | 171,152.00          | 171,152.00          | 171,152.00        | 171,152.00        | 133,539.00                       |
| 3                         | 293,076.00         | 11,615.00                   | 304,691.00                | 171,152.00          | 171,152.00          | 171,152.00        | 171,152.00        | 133,539.00                       |
| 3.1                       | 293,076.00         | 11,615.00                   | 304,691.00                | 171,152.00          | 171,152.00          | 171,152.00        | 171,152.00        | 133,539.00                       |
| 3.1.1                     | 293,076.00         | 11,615.00                   | 304,691.00                | 171,152.00          | 171,152.00          | 171,152.00        | 171,152.00        | 133,539.00                       |
| 3.1.1.1                   | 293,076.00         | 11,615.00                   | 304,691.00                | 171,152.00          | 171,152.00          | 171,152.00        | 171,152.00        | 133,539.00                       |
| 3.4                       | 500.00             | -                           | 500.00                    | 0.00                | 0.00                | 0.00              | 0.00              | 500.00                           |
| 3.4.1                     | 500.00             | -                           | 500.00                    | 0.00                | 0.00                | 0.00              | 0.00              | 500.00                           |
| 3.4.1.1                   | 500.00             | -                           | 500.00                    | 0.00                | 0.00                | 0.00              | 0.00              | 500.00                           |
| 4                         | 500.00             | -                           | 500.00                    | 0.00                | 0.00                | 0.00              | 0.00              | 500.00                           |





MUNICIPIO DE TLAHUELILPAN

R.F.C. MTL850101A20


ESTADO ANALÍTICO DEL EJERCICIO DEL PRESUPUESTO POR FUENTE DE FINANCIAMIENTO.  
DEL 1 AL 31 DE JULIO DE 2022.

| Ejercicio del Presupuesto                      | Egreso Aprobado<br>-1 | Ampliaciones/<br>Reducciones<br>-2 | Egreso Modificado<br>(3=1+2) | Egreso Comprometido | Egreso Devengado<br>-4 | Egreso Ejercido     | Egreso Pagado<br>-5 | Subejercicio<br>III+<br>(6=3+4) III+ |
|--|-----------------------|------------------------------------|------------------------------|---------------------|------------------------|---------------------|---------------------|--------------------------------------|
| 5 BIENES MUEBLES, INMUEBLES E INTANGIBLES      |                       |                                    |                              |                     |                        |                     |                     |                                      |
| 6 INVERSIÓN PÚBLICA                            |                       |                                    |                              |                     |                        |                     |                     |                                      |
| 7 INVERSIONES FINANCIERAS Y OTRAS PROV.        |                       |                                    |                              |                     |                        |                     |                     |                                      |
| 8 PARTICIPACIONES Y APORTACIONES               |                       |                                    |                              |                     |                        |                     |                     |                                      |
| 9 DEUDA PÚBLICA                                |                       |                                    |                              |                     |                        |                     |                     |                                      |
| <b>ISAN</b>                                    | <b>106,125.00</b>     | <b>56,352.00</b>                   | <b>162,477.00</b>            | <b>102,060.00</b>   | <b>102,060.00</b>      | <b>102,060.00</b>   | <b>102,060.00</b>   | <b>60,417.00</b>                     |
| 1 SERVICIOS PERSONALES                         |                       |                                    |                              |                     |                        |                     |                     |                                      |
| 2 MATERIALES Y SUMINISTROS                     |                       |                                    |                              |                     |                        |                     |                     |                                      |
| 3 SERVICIOS GENERALES                          | 106,125.00            | 56,352.00                          | 162,477.00                   | 102,060.00          | 102,060.00             | 102,060.00          | 102,060.00          | 60,417.00                            |
| 3.1 SERVICIOS BÁSICOS                          | 106,125.00            | 56,352.00                          | 162,477.00                   | 102,060.00          | 102,060.00             | 102,060.00          | 102,060.00          | 60,417.00                            |
| 3.1.1 ENERGÍA ELÉCTRICA                        | 106,125.00            | 56,352.00                          | 162,477.00                   | 102,060.00          | 102,060.00             | 102,060.00          | 102,060.00          | 60,417.00                            |
| 3.1.1.1 ENERGÍA ELÉCTRICA                      | 106,125.00            | 56,352.00                          | 162,477.00                   | 102,060.00          | 102,060.00             | 102,060.00          | 102,060.00          | 60,417.00                            |
| 4 TRANSF.ASIG.SUBSIDIOS Y OTRAS AYUDAS         |                       |                                    |                              |                     |                        |                     |                     |                                      |
| 5 BIENES MUEBLES, INMUEBLES E INTANGIBLES      |                       |                                    |                              |                     |                        |                     |                     |                                      |
| 6 INVERSIÓN PÚBLICA                            |                       |                                    |                              |                     |                        |                     |                     |                                      |
| 7 INVERSIONES FINANCIERAS Y OTRAS PROV.        |                       |                                    |                              |                     |                        |                     |                     |                                      |
| 8 PARTICIPACIONES Y APORTACIONES               |                       |                                    |                              |                     |                        |                     |                     |                                      |
| 9 DEUDA PÚBLICA                                |                       |                                    |                              |                     |                        |                     |                     |                                      |
| <b>COMPENSACIÓN ISAN</b>                       | <b>30,091.00</b>      | <b>1,459.00</b>                    | <b>31,550.00</b>             | <b>15,758.00</b>    | <b>15,758.00</b>       | <b>15,758.00</b>    | <b>15,758.00</b>    | <b>15,792.00</b>                     |
| 1 SERVICIOS PERSONALES                         |                       |                                    |                              |                     |                        |                     |                     |                                      |
| 2 MATERIALES Y SUMINISTROS                     |                       |                                    |                              |                     |                        |                     |                     |                                      |
| 3 SERVICIOS GENERALES                          | 30,091.00             | 1,459.00                           | 31,550.00                    | 15,758.00           | 15,758.00              | 15,758.00           | 15,758.00           | 15,792.00                            |
| 3.1 SERVICIOS BÁSICOS                          | 30,091.00             | 1,459.00                           | 31,550.00                    | 15,758.00           | 15,758.00              | 15,758.00           | 15,758.00           | 15,792.00                            |
| 3.1.1 ENERGÍA ELÉCTRICA                        | 30,091.00             | 1,459.00                           | 31,550.00                    | 15,758.00           | 15,758.00              | 15,758.00           | 15,758.00           | 15,792.00                            |
| 3.1.1.1 ENERGÍA ELÉCTRICA                      | 30,091.00             | 1,459.00                           | 31,550.00                    | 15,758.00           | 15,758.00              | 15,758.00           | 15,758.00           | 15,792.00                            |
| 4 TRANSF.ASIG.SUBSIDIOS Y OTRAS AYUDAS         |                       |                                    |                              |                     |                        |                     |                     |                                      |
| 5 BIENES MUEBLES, INMUEBLES E INTANGIBLES      |                       |                                    |                              |                     |                        |                     |                     |                                      |
| 6 INVERSIÓN PÚBLICA                            |                       |                                    |                              |                     |                        |                     |                     |                                      |
| 7 INVERSIONES FINANCIERAS Y OTRAS PROV.        |                       |                                    |                              |                     |                        |                     |                     |                                      |
| 8 PARTICIPACIONES Y APORTACIONES               |                       |                                    |                              |                     |                        |                     |                     |                                      |
| 9 DEUDA PÚBLICA                                |                       |                                    |                              |                     |                        |                     |                     |                                      |
| <b>FAISM</b>                                   | <b>8,425,190.00</b>   | <b>1,495,561.00</b>                | <b>9,920,751.00</b>          | <b>1,563,618.23</b> | <b>1,563,618.23</b>    | <b>1,563,618.23</b> | <b>1,261,975.09</b> | <b>8,357,132.77</b>                  |
| 1 SERVICIOS PERSONALES                         |                       |                                    |                              |                     |                        |                     |                     |                                      |
| 2 MATERIALES Y SUMINISTROS                     |                       |                                    |                              |                     |                        |                     |                     |                                      |
| 3 SERVICIOS GENERALES                          |                       |                                    |                              |                     |                        |                     |                     |                                      |
| 4 TRANSF.ASIG.SUBSIDIOS Y OTRAS AYUDAS         |                       |                                    |                              |                     |                        |                     |                     |                                      |
| 5 BIENES MUEBLES, INMUEBLES E INTANGIBLES      |                       |                                    |                              |                     |                        |                     |                     |                                      |
| 6 INVERSIÓN PÚBLICA                            | 8,425,190.00          | 1,495,561.00                       | 9,920,751.00                 | 1,563,618.23        | 1,563,618.23           | 1,563,618.23        | 1,261,975.09        | 8,357,132.77                         |
| 6.1 OBRA PÚBLICA EBIENES DIDOMINIO PUB.        | 8,425,190.00          | 1,495,561.00                       | 9,920,751.00                 | 1,563,618.23        | 1,563,618.23           | 1,563,618.23        | 1,261,975.09        | 8,357,132.77                         |
| 6.1.4 DIVISION DTERR.Y CONST.DI.OBRAS DIURBAN. | 8,425,190.00          | 1,495,561.00                       | 9,920,751.00                 | 514,851.58          | 514,851.58             | 514,851.58          | 407,768.87          | 9,405,899.42                         |





| Ejercicio del Presupuesto   | Egreso Aprobado -1 | Ampliaciones/Reducciones -2 | Egreso Modificado (3=1+2) | Egreso Comprometido | Egreso Devengado -4 | Egreso Ejercido | Egreso Pagado -5 | Subejercicio III (6=3-4) III+ |
|---|--------------------|-----------------------------|---------------------------|---------------------|---------------------|-----------------|------------------|-------------------------------|
| 6.1.4.1 ESTUDIOS Y PROYECTOS  | 8,425,190.00       | -                           | 8,425,190.00              | -                   | -                   | -               | -                | -                             |
| 6.1.4.2 CONST. OBRAS DE BARRIO PILA DOT. D. SERV.                             |                    | 8,425,190.00                | 8,425,190.00              | 514,851.58          | 514,851.58          | 514,851.58      | 407,768.87       | 9,405,899.42                  |
| 6.1.5 CONSTRUCCIÓN DE VIAS DE COMUNICACIÓN                                    |                    | 9,920,751.00                | 9,920,751.00              | 1,048,766.65        | 1,048,766.65        | 1,048,766.65    | 854,206.22       | 1,048,766.65                  |
| 6.1.5.2 CONSTRUCCIÓN DE VIAS DE COMUNICACIÓN                                  |                    | -                           | -                         | 1,048,766.65        | 1,048,766.65        | 1,048,766.65    | 854,206.22       | 1,048,766.65                  |
| 7 INVERSIONES FINANCIERAS Y OTRAS PROV.                                       |                    | -                           | -                         | -                   | -                   | -               | -                | -                             |
| 8 PARTICIPACIONES Y APORTACIONES  |                    | -                           | -                         | -                   | -                   | -               | -                | -                             |
| 9 DEUDA PÚBLICA   |                    | -                           | -                         | -                   | -                   | -               | -                | -                             |
| <b>PROGRAMA DE FORTALECIMIENTO A LA TRANSVERSALIDAD DE LA PERSPECTIVA DE</b>  |                    |                             |                           |                     |                     |                 |                  |                               |
| 3 <b>SERVICIOS GENERALES</b>  | 200,000.00         | -                           | 200,000.00                | -                   | -                   | -               | -                | 200,000.00                    |
| 3.3 SERV./PROF. CIEN. TÓN. Y OTROS SERVICIOS                                  | 200,000.00         | -                           | 200,000.00                | -                   | -                   | -               | -                | 200,000.00                    |
| 3.3.4 SERVICIOS DE CAPACITACIÓN   | 200,000.00         | -                           | 200,000.00                | -                   | -                   | -               | -                | 200,000.00                    |
| 3.3.4.1 SERVICIOS DE CAPACITACIÓN   | 200,000.00         | -                           | 200,000.00                | -                   | -                   | -               | -                | 200,000.00                    |
| <b>/SR POR ENAJENACIÓN DE BIENES INMUEBLES.</b>                               | 32,253.67          | -                           | 32,253.67                 | -                   | -                   | -               | -                | 32,253.67                     |
| 4 <b>TRANSF. ASIG. SUBSIDIOS Y OTRAS AYUDAS</b>                               | 32,253.67          | -                           | 32,253.67                 | -                   | -                   | -               | -                | 32,253.67                     |
| 4.4 AYUDAS SOCIALES   | 32,253.67          | -                           | 32,253.67                 | -                   | -                   | -               | -                | 32,253.67                     |
| 4.4.5 AYUDAS SOC. A INSTIT. S.FINES DE LUCRO                                  | 32,253.67          | -                           | 32,253.67                 | -                   | -                   | -               | -                | 32,253.67                     |
| 4.4.5.1 AYUDAS SOC. A INSTIT. S.FINES DE LUCRO                                | 32,253.67          | -                           | 32,253.67                 | -                   | -                   | -               | -                | 32,253.67                     |
| <b>PROGRAMA DE APOYO A LA INFRAESTRUCTURA CULTURAL DE LOS ESTADOS (PAICE)</b> | 1,200,000.00       | -                           | 1,200,000.00              | -                   | -                   | -               | -                | 1,200,000.00                  |
| 6 <b>INVERSIÓN PÚBLICA</b>  | 1,200,000.00       | -                           | 1,200,000.00              | -                   | -                   | -               | -                | 1,200,000.00                  |
| 6.2 OBRA PÚBLICA EN BIENES PROPIOS  | 1,200,000.00       | -                           | 1,200,000.00              | -                   | -                   | -               | -                | 1,200,000.00                  |
| 6.2.2 EDIFICACIÓN NO HABITACIONAL   | 1,200,000.00       | -                           | 1,200,000.00              | -                   | -                   | -               | -                | 1,200,000.00                  |
| 6.2.2.1 ESTUDIOS Y PROYECTOS P/EDIFIC. NHABITAC.                              | 1,200,000.00       | -                           | 1,200,000.00              | -                   | -                   | -               | -                | 1,200,000.00                  |
| <b>DONACIÓN PEMEX</b>   | -                  | 1,273,988.00                | 1,273,988.00              | 1,159,522.08        | 1,159,522.08        | 1,159,522.08    | 1,159,522.08     | 114,465.92                    |
| 2 <b>MATERIALES Y SUMINISTROS</b>   | -                  | 1,273,988.00                | 1,273,988.00              | 1,159,522.08        | 1,159,522.08        | 1,159,522.08    | 1,159,522.08     | 114,465.92                    |
| 2.6 <b>COMBUSTIBLES, LUBRICANTES Y ADITIVOS</b>                               | -                  | 1,273,988.00                | 1,273,988.00              | 1,159,522.08        | 1,159,522.08        | 1,159,522.08    | 1,159,522.08     | 114,465.92                    |
| 2.6.1 <b>COMBUSTIBLES, LUBRICANTES Y ADITIVOS</b>                             | -                  | 1,273,988.00                | 1,273,988.00              | 1,159,522.08        | 1,159,522.08        | 1,159,522.08    | 1,159,522.08     | 114,465.92                    |
| 2.6.1.1 <b>COMBUSTIBLES, LUBRICANTES Y ADITIVOS</b>                           | -                  | 1,273,988.00                | 1,273,988.00              | 1,159,522.08        | 1,159,522.08        | 1,159,522.08    | 1,159,522.08     | 114,465.92                    |
| <b>PRODDER 2022</b>   | -                  | 211,352.00                  | 211,352.00                | 211,352.00          | 211,352.00          | 211,352.00      | 211,352.00       | 114,465.92                    |
| 5 <b>BIENES MUEBLES, INMUEBLES E INTANGIBLES</b>                              | -                  | 211,352.00                  | 211,352.00                | 211,352.00          | 211,352.00          | 211,352.00      | 211,352.00       | -                             |
| 5.6 <b>MAQUINARIA, OTROS EQUIPOS Y HERRAMIENTAS</b>                           | -                  | 211,352.00                  | 211,352.00                | 211,352.00          | 211,352.00          | 211,352.00      | 211,352.00       | -                             |
| 5.6.7 <b>HERRAMIENTAS Y MÁQUINAS-HERRAMIENTA</b>                              | -                  | 211,352.00                  | 211,352.00                | 211,352.00          | 211,352.00          | 211,352.00      | 211,352.00       | -                             |
| 5.6.7.1 <b>HERRAMIENTAS Y MÁQUINAS-HERRAMIENTA</b>                            | -                  | 211,352.00                  | 211,352.00                | 211,352.00          | 211,352.00          | 211,352.00      | 211,352.00       | -                             |
| <b>RECURSOS EXTRAORDINARIOS</b>   | 39,380,890.00      | 39,380,890.00               | 39,380,890.00             | 39,377,552.00       | 39,377,552.00       | 39,377,552.00   | 39,377,552.00    | 3,338.00                      |
| 3 <b>SERVICIOS GENERALES</b>  | 39,380,890.00      | 39,380,890.00               | 39,380,890.00             | 39,377,552.00       | 39,377,552.00       | 39,377,552.00   | 39,377,552.00    | 3,338.00                      |
| 3.2 <b>SERVICIOS DE ARRENDAMIENTO</b>   | 28,732,727.00      | 28,732,727.00               | 28,732,727.00             | 28,732,727.00       | 28,732,727.00       | 28,732,727.00   | 28,732,727.00    | 10,351,837.00                 |
| 3.2.6 <b>ARRENDAMIENTO DIMAQ. OTROS EQOS Y HERR.</b>                          | 28,732,727.00      | 28,732,727.00               | 28,732,727.00             | 28,732,727.00       | 28,732,727.00       | 28,732,727.00   | 28,732,727.00    | 10,351,837.00                 |
| 3.2.6.1 <b>ARRENDAMIENTO DIMAQ. OTROS EQOS Y HERR.</b>                        | 28,732,727.00      | 28,732,727.00               | 28,732,727.00             | 28,732,727.00       | 28,732,727.00       | 28,732,727.00   | 28,732,727.00    | 10,351,837.00                 |
| 3.3 <b>SERV./PROF. CIEN. TÓN. Y OTROS SERVICIOS</b>                           | 10,648,163.00      | 10,648,163.00               | 10,648,163.00             | 20,996,662.00       | 20,996,662.00       | 20,996,662.00   | 20,996,662.00    | 10,348,499.00                 |





MUNICIPIO DE TLAHUELILPAN


R.F.C. MTL850101A20

ESTADO ANALÍTICO DEL EJERCICIO DEL PRESUPUESTO POR FUENTE DE FINANCIAMIENTO.  
DEL 1 AL 31 DE JULIO DE 2022.

| Ejercicio del Presupuesto | Egreso Aprobado<br>-1   | Ampliaciones/<br>Reducciones<br>-2 | Egreso Modificado<br>(3=1+2) | Egreso Comprometido     | Egreso Devengado<br>-4  | Egreso Ejercido         | Egreso Pagado<br>-5     | Subejercicio III<br>III+<br>(6=3-4) III+ |
|---------------------------|-------------------------|------------------------------------|------------------------------|-------------------------|-------------------------|-------------------------|-------------------------|--|
| 3.3.3                     |                         | 10,648,163.00                      | 10,648,163.00                | 20,996,662.00           | 20,996,662.00           | 20,996,662.00           | 20,996,662.00           | 10,348,499.00                            |
| 3.3.3.1                   |                         | 10,648,163.00                      | 10,648,163.00                | 20,996,662.00           | 20,996,662.00           | 20,996,662.00           | 20,996,662.00           | 10,348,499.00                            |
|                           |                         | <b>88,557.69</b>                   | <b>88,557.69</b>             | <b>88,557.69</b>        | <b>88,557.69</b>        | <b>88,557.69</b>        | <b>88,557.69</b>        | -  |
| <b>3</b>                  |                         | <b>88,557.69</b>                   | <b>88,557.69</b>             | <b>88,557.69</b>        | <b>88,557.69</b>        | <b>88,557.69</b>        | <b>88,557.69</b>        | -  |
| 3.1                       |                         | 88,557.69                          | 88,557.69                    | 88,557.69               | 88,557.69               | 88,557.69               | 88,557.69               | -  |
| 3.1.1                     |                         | 88,557.69                          | 88,557.69                    | 88,557.69               | 88,557.69               | 88,557.69               | 88,557.69               | -  |
| 3.1.1.1                   |                         | 88,557.69                          | 88,557.69                    | 88,557.69               | 88,557.69               | 88,557.69               | 88,557.69               | -  |
|                           |                         | <b>744,752.00</b>                  | <b>744,752.00</b>            | <b>744,752.00</b>       | <b>744,752.00</b>       | <b>744,752.00</b>       | <b>744,752.00</b>       | <b>744,752.00</b>                        |
| <b>3</b>                  |                         | <b>744,752.00</b>                  | <b>744,752.00</b>            | <b>744,752.00</b>       | <b>744,752.00</b>       | <b>744,752.00</b>       | <b>744,752.00</b>       | <b>744,752.00</b>                        |
| 3.1                       |                         | 744,752.00                         | 744,752.00                   | 744,752.00              | 744,752.00              | 744,752.00              | 744,752.00              | 744,752.00                               |
| 3.1.1                     |                         | 744,752.00                         | 744,752.00                   | 744,752.00              | 744,752.00              | 744,752.00              | 744,752.00              | 744,752.00                               |
| 3.1.1.1                   |                         | 744,752.00                         | 744,752.00                   | 744,752.00              | 744,752.00              | 744,752.00              | 744,752.00              | 744,752.00                               |
| <b>TOTAL DEL GASTO</b>    | <b>\$ 63,916,122.97</b> | <b>\$ 45,937,065.65</b>            | <b>\$ 109,853,188.62</b>     | <b>\$ 68,228,659.62</b> | <b>\$ 68,197,540.71</b> | <b>\$ 68,197,540.71</b> | <b>\$ 67,511,072.70</b> | <b>\$ 41,655,647.91</b>                  |



LIC. JOSÉ ALFREDO DÍAZ MORENO,  
PRESIDENTE MUNICIPAL CONSTITUCIONAL



LIC. NOELIA BETHSABE MEZA JIMÉNEZ,  
SÍNDICO PROCURADOR



ARQ. SELENE FLORES CORTES,  
TESORERA MUNICIPAL